

The University of Maine

**DigitalCommons@UMaine**

---

Maine Town Documents

Maine Government Documents

---

2018

## 2018 Annual Report Town of Sedgwick, Maine

Sedgwick, Me.

Follow this and additional works at: <https://digitalcommons.library.umaine.edu/towndocs>

---

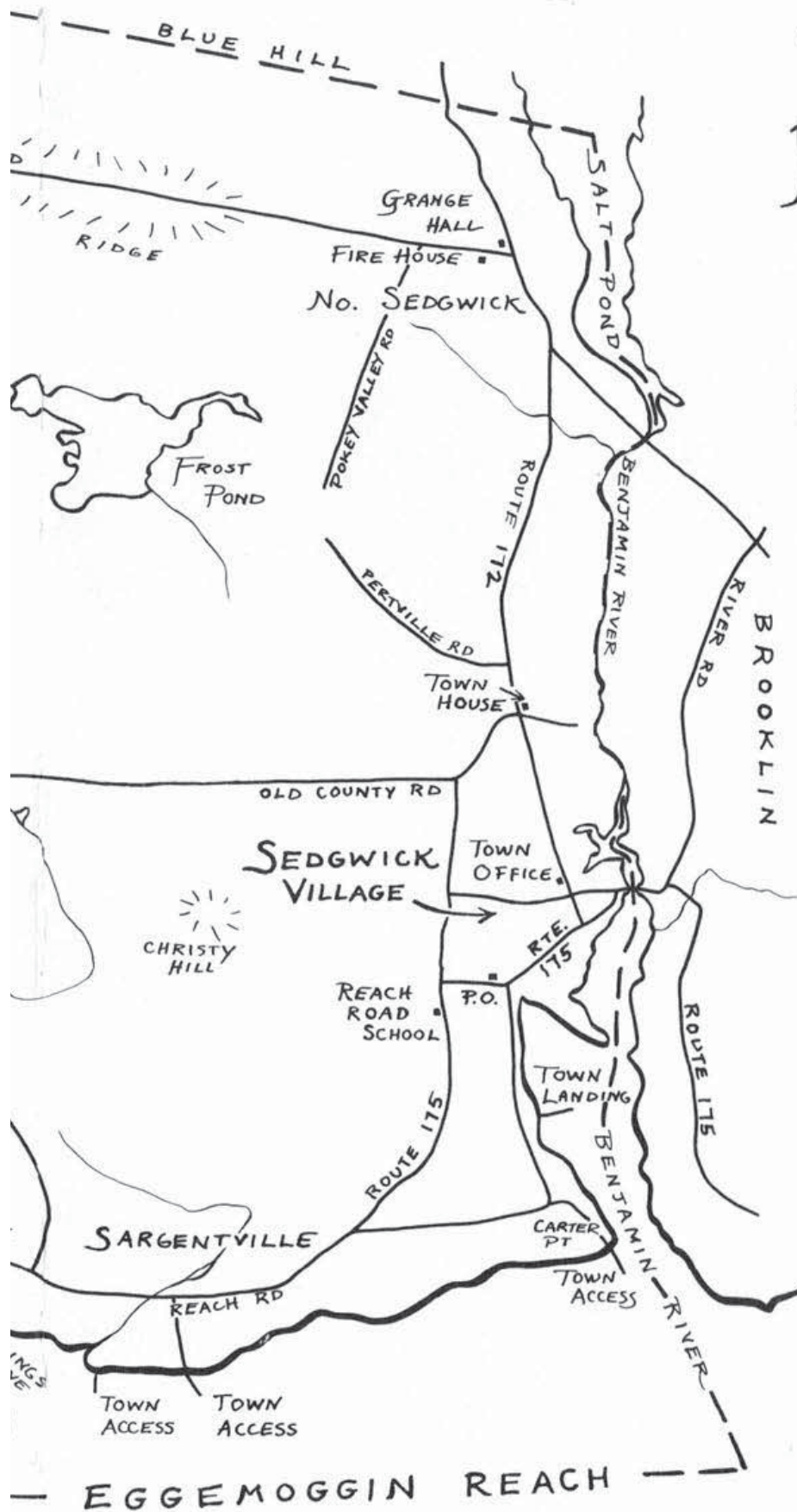
This Town Report is brought to you for free and open access by DigitalCommons@UMaine. It has been accepted for inclusion in Maine Town Documents by an authorized administrator of DigitalCommons@UMaine. For more information, please contact [um.library.technical.services@maine.edu](mailto:um.library.technical.services@maine.edu).

# SEDGWICK

## TOWN REPORT

for

# 2018



## Spring 2019

**SEDGWICK MAINE'S  
EMERGENCY CONTACT LIST**

**1) Life Threatening: Call 911  
Fire: Call 911**

**2) Non-Life Threatening Emergency Assistance:**

- **Call town office (359-2275) during business hours**
- **Call 211 during non-business hours**
- **Notify power company of outage:  
Emera 1-855-363-7211 or 973-2020  
Central Maine Power 1-800-696-1000**

**3) Blue Hill Memorial Hospital: 374-3400**

**4) Poison Control: 1-800-222-1212**

**5) Next Step Domestic Violence: 1-800-315-5579**

**6) Crisis Help Line: 1-888-569-1112**

**AMHC Children's Crisis: 1-800-432-7805**

**7) Animal Emergency: SPCA 667-8088**

**Sedgwick's Animal Control: 359-8728**

**Cell 401-829-2303**

**8) Personal Health Care Provider: \_\_\_\_\_**

**9) Other Personal Service Providers: \_\_\_\_\_**

**ANNUAL REPORT  
OF THE  
TOWN OF SEDGWICK**

**July 1, 2017 – June 30, 2018**

**Also**

**The Warrant for July 1, 2019-June 30, 2020**

**Annual Town Meeting**


**Friday, March 1, and Saturday, March 2, 2019**

## TABLE OF CONTENTS

<b>Dedication</b> .....	<b>3</b>
<b>List of Officers</b> .....	<b>4</b>
<b>Selectmen's Report</b> .....	<b>6</b>
<b>List of Taxpayers</b> .....	<b>7</b>
<b>Town Clerk's Report</b> .....	<b>35</b>
<b>Code Enforcement Report</b> .....	<b>36</b>
<b>Planning Board Report</b> .....	<b>37</b>
<b>Fire Department Report</b> .....	<b>37</b>
<b>Blue Hill Library Report</b> .....	<b>40</b>
<b>Peninsula Ambulance Report</b> .....	<b>41</b>
<b>Sedgwick Elementary School Report</b> .....	<b>43</b>
<b>Superintendent Union 76 Report</b> .....	<b>44</b>
<b>George Stevens Academy Report</b> .....	<b>47</b>
<b>FY 18 Appropriations</b> .....	<b>49</b>
<b>FY 18 Expenditures</b> .....	<b>50</b>
<b>FY 18 Audit</b> .....	<b>58</b>
<b>Warrant</b> .....	<b>75</b>

**This book is dedicated to**

**JIM WOOD**



Jimmy was known far and wide as the furnace repair man. He visited many, many homes in the area while working at this well-loved job. In his 'spare' time he loved to fish and hunt and just spend time in the great outdoors. After graduating from Ellsworth High School and serving in the U.S. Army, Jim and Connie moved to Sedgwick where they worked the many blueberry fields with Connie's father, Dennis Carter. He served the Town of Sedgwick as the Planning Board alternate for twelve years and retired from that position in 2014. He and Connie also served many years as trustees of the Pine Grove Cemetery, where he now rests beneath the pines. We miss his dry sense of humor and his lovely smile. Rest on, Jimmy ` you've earned it.

**LIST OF TOWN OFFICERS**

<b>1<sup>st</sup> Selectman</b>	<b>Michael Sheahan</b>	<b>2020</b>
<b>2<sup>nd</sup> Selectman</b>	<b>Robert Publicover</b>	<b>2019</b>
<b>3<sup>rd</sup> Selectman</b>	<b>Ben Astbury</b>	<b>2021</b>
<b>Selectmen are also Assessors and Overseers of the Poor</b> <b>Email: <a href="mailto:selectmen@sedgwickmaine.org">selectmen@sedgwickmaine.org</a></b>		
<b>Tax Collector</b>	<b>Elizabeth M. Gray</b>	<b>2021</b>
<b>Email: <a href="mailto:taxcollector@sedgwickmaine.org">taxcollector@sedgwickmaine.org</a></b>		
<b>Treasurer</b>	<b>Cynthia Reilly</b>	<b>2020</b>
<b>Town Clerk</b>	<b>Cynthia Reilly</b>	<b>2019</b>
<b>Email: <a href="mailto:townclerk@sedgwickmaine.org">townclerk@sedgwickmaine.org</a></b>		
<b>Registrar of Voters</b>	<b>Cynthia Reilly</b>	<b>2021</b>
<b>Road Commissioner</b>	<b>Paul Carter</b>	<b>2019</b>
<b>School Board</b>	<b>Susan Ford, Chairman</b>	<b>2021</b>
<b>Elizabeth True</b>	<b>2021</b>	<b>Michele Levesque</b> <b>2020</b>
<b>Martha Brill</b>	<b>2019</b>	<b>Sommer Anderson</b> <b>2019</b>
<b>Planning Board</b>	<b>Michael Rossney, Acting Chairman</b>	<b>2019</b>
<b>Peter Atherton</b>	<b>2021</b>	<b>Richard Doane</b> <b>2020</b>
<b>Peter Neill</b>	<b>2019</b>	<b>David Carter</b> <b>2021</b>
<b>Danny Weed, Alt.</b>	<b>2020</b>	<b>Andrew Bowes, Alt.</b> <b>2021</b>
<b>Board of Appeals</b>	<b>Fred Marston, Chairman</b>	<b>2019</b>
<b>Vacant</b>		<b>Jeff Buchholz</b> <b>2021</b>
<b>Tobey Woodward</b>	<b>2019</b>	<b>Desmond Ashman</b> <b>2020</b>
<b>Dorrance Sexton, Alternate</b>		<b>2021</b>
<b>Plumbing Inspector</b>	<b>Frank Tracy</b>	<b>2019</b>
<b>Code Enforcement Officer</b>	<b>Frank Tracy</b>	<b>2019</b>
<b>Email: <a href="mailto:ceolpi@midmaine.com">ceolpi@midmaine.com</a></b>		

Fire Chief	David Carter	2019
Asst. Fire Chief	Royce Varnum	2019
Asst. Fire Chief	Clarence Allen	2019

Animal Control Officer	Allan Van Reijssen	2019
------------------------	--------------------	------

Health Officer	Dennis DeSilvey	2019
----------------	-----------------	------

Harbormaster	Bill Grant	2019
Deputy Harbormaster	Duane Ford	2019

Marine Resources Com.		
William Sweetland	2020	Brian Tripp 2019
Desmond Ashman	2020	Robert Publicover ex-officio

Civil Emergency Preparedness Officer	Royce Varnum	2019
--------------------------------------	--------------	------

Budget Committee	Zoe Tenney, Chairman	2020
Paul Trowbridge	2019	Horace Wardwell 2019
Leslie Schneider	2021	Douglas Drown 2021

Public Access Com.	Basil Bowden, Jr., Chairman
Emily Webb	Diane Kornmeier Christine diPretoro
Barbara Grindle	Robert Starkey

Hancock County Planning Commission	Kathy DeSilvey
------------------------------------	----------------

Assistant to the Selectmen	Barbara Grindle
Email: <a href="mailto:admin@sedgwickmaine.org">admin@sedgwickmaine.org</a>	

House District # 133 Sarah Pebworth, House of Representatives

Email: [Sarah.Pebworth@legislature.maine.gov](mailto:Sarah.Pebworth@legislature.maine.gov)

Capitol Address: House of Representatives  
2 State House Station  
Augusta, ME 0433

(207)287-1400 Message 1-800-423-2900 TTY (207)287-4469

Email: <http://www.maine.gov/legis/house/hsebios.chaprl.html>



## **SELECTMEN'S REPORT**

### **January 2019**

Fellow Citizens,

It is once again town meeting time. The Selectmen wish you all the best life has to offer in the coming year.

The year 2018 has been a busy one. The formation of a broadband committee and researching options to the Blue Hill/Surry Transfer Station are just two of many projects the selectmen have worked on in 2018. You will be hearing more about these projects in the near future.

Last year selectmen focused heavily on communication, the liaison program and efficiencies within the town office. We continue to work toward efficiencies geared to maximize the impact on every taxpayer dollar.

Also in 2017, the selectmen made adjustments to the budget process. We are happy to report that our budget committee has been very active with school board, selectmen and department head meetings. This has proven invaluable to the budget process and the development of this year's budget. We commend the budget committee for all of their hard work.

In 2018 we welcomed new selectman Robert Publicover to the board. Selectman Publicover has done great work thus far and has proven to be a great asset to the board and town as a whole.

Also in 2018, the selectmen implemented policies to address a backlog of tax payments. Although these policies were new as of the start of the fiscal year, we have already seen more efficient processing of payments and believe these policies show great promise for future business. There is always room for improvement in this area, but we will continue to do our best to address any inefficiency.

As always, the town is in need of taxpayer involvement in the many committees, boards and volunteer organizations that make up our strong community. If you are interested in serving the town in any way, please let us know. Otherwise, please feel free to drop in to a meeting. Participation in your local government is a necessity. The selectmen are always here to faithfully serve you.

Respectfully submitted,  
Sedgwick Selectmen

Ben Astbury, Chairman      Michael Sheahan      Robert Publicover

Owner	Map Lot	Building	Land	Exempt	RE Billable	Original	Current
\TAYLOR, ROBERT J.	13-022	235,800	171,100	0	406,900	4,923.49	0.00
ABBOTT, JACOB	07-044-A	46,100	42,900	0	89,000	1,076.90	0.00
ACADIAN OAK PARTNERS	02-009-6	0	38,800	0	38,800	469.48	481.11
ACADIAN OAK PARTNERS	02-009-5	0	80,000	0	80,000	968.00	0.00
ACADIAN OAK PARTNERS	02-009-9	0	49,100	0	49,100	594.11	608.82
ACHORN, JENNIFER J.	05-093-01	30,400	35,200	20,000	45,600	551.76	0.00
ADAMS, JOY M. I.	01-027	88,400	50,600	24,000	115,000	1,391.50	0.00
ADAMSKY, MARK F.	06-061-1	397,500	161,600	0	559,100	6,765.11	0.00
ADELMAN, BURT	05-064-C	0	11,400	0	11,400	137.94	0.00
AKSCIN, RAYMOND J.	04-005-05	278,600	181,000	20,000	439,600	5,319.16	0.00
ALBRICH, NATHANIEL B	13-018	75,600	44,300	0	119,900	1,450.79	974.34
ALLEN S PROPERTIES,INC.,	13-012	71,600	48,600	0	120,200	1,454.42	0.00
ALLEN, ADAM K.	08-030-1	127,100	68,700	20,000	175,800	2,127.18	0.00
ALLEN, BARBARA A., ESTATE OF	05-106	0	66,400	0	66,400	803.44	823.34
ALLEN, BARBARA A., ESTATE OF	05-005	0	21,200	0	21,200	256.52	262.87
ALLEN, BARBARA A., ESTATE OF	04-002	0	29,600	0	29,600	358.16	367.03
ALLEN, BARBARA A., ESTATE OF	05-106-A	0	8,400	0	8,400	101.64	104.16
ALLEN, BARBARA A., ESTATE OF	05-010	0	5,400	0	5,400	65.34	66.96
ALLEN, CHRISTOPHER	08-028-"ON"	14,600	0	0	14,600	176.66	0.00
ALLEN, CLARENCE C.	10-030	86,700	43,400	20,000	110,100	1,332.21	0.00
ALLEN, DAVID C	08-028	24,500	32,700	0	57,200	692.12	0.00
ALLEN, DAVID C.	08-028-1	53,000	44,800	20,000	77,800	941.38	0.00
ALLEN, DAVID D.	08-030	138,000	124,000	26,000	236,000	2,855.60	0.00
ALLEN, DREW M.	08-030-2	108,600	62,100	20,000	150,700	1,823.47	0.00
ALLEN, ERIC , TRUST	08-067	0	135,400	0	135,400	1,638.34	0.00
ALLEN, ERIC , TRUST	05-017	0	19,900	0	19,900	240.79	0.00
ALLEN, ERIC ,TRUST	05-004-A	0	6,600	0	6,600	79.86	0.00
ALLEN, ERIC W	08-040-A	101,400	39,300	0	140,700	1,702.47	0.00
ALLEN, ERIC W LIVING TRUST	07-074	17,900	28,000	0	45,900	555.39	0.00
ALLEN, ERIC W. & ALLEN, JOAN CLAPP	05-001	0	6,000	0	6,000	72.60	0.00
ALLEN, ERIC W. & ALLEN, JOAN CLAPP	07-073	21,100	92,000	0	113,100	1,368.51	0.00
ALLEN, G. M. & SONS	05-068	0	9,200	0	9,200	111.32	0.00
ALLEN, G. M. & SONS	05-066	0	7,700	0	7,700	93.17	0.00
ALLEN, G. M. & SONS	07-053-ON#2	2,500	0	0	2,500	30.25	0.00
ALLEN, G. M. & SONS	08-019	0	32,700	0	32,700	395.67	0.00
ALLEN, G. M. & SONS	03-060	0	14,000	0	14,000	169.40	0.00
ALLEN, GARY J.	08-009	61,700	142,900	0	204,600	2,475.66	0.00
ALLEN, GLEASON S. JR.	05-104-B	144,900	53,900	20,000	178,800	2,163.48	0.00
ALLEN, HELAINE C. Heirs of	05-060	0	33,600	0	33,600	406.56	0.00
ALLEN, HELAINE C. Heirs of	05-061	0	34,000	0	34,000	411.40	0.00
ALLEN, HELAINE C. Heirs of	05-070	0	92,200	0	92,200	1,115.62	0.00
ALLEN, ISAAC	08-056	93,000	74,000	20,000	147,000	1,778.70	0.00
ALLEN, JOHN D	07-013	0	104,500	0	104,500	1,264.45	0.00
ALLEN, JOHN D.	04-002-A	0	26,700	0	26,700	323.07	0.00
ALLEN, JOHN D.	07-083	0	54,700	0	54,700	661.87	0.00
ALLEN, JOHN D.	07-010	271,600	193,600	20,000	445,200	5,386.92	0.00
ALLEN, JOSHUA A.	08-028-2	142,300	82,500	20,000	204,800	2,478.08	0.00
ALLEN, JR. TRUST KERMIT P.	07-065 1/3int	0	27,600	0	27,600	333.96	0.00

Owner	Map Lot	Building	Land	Exempt	RE Billable	Original	Current
ALLEN, KERMIT	07-084	0	62,200	0	62,200	752.62	0.00
ALLEN, KERMIT	05-073	0	6,000	0	6,000	72.60	0.00
ALLEN, KERMIT	05-070-A	0	4,800	0	4,800	58.08	0.00
ALLEN, KERMIT,	07-060	0	9,200	0	9,200	111.32	76.05
ALLEN, NATASHA M.	02-035	45,000	109,100	0	154,100	1,864.61	0.00
ALLEN, PAUL F.	08-020	0	32,500	0	32,500	393.25	0.00
ALLEN, SPENCER	05-028	0	4,300	0	4,300	52.03	0.00
ALLEN, THOMAS (1/2int)	08-015	0	15,300	0	15,300	185.13	94.85
ALLEN, THOMAS DEAN	08-040	0	30,500	0	30,500	369.05	0.00
ALLEN, THOMAS DEAN	08-048	260,200	51,400	0	311,600	3,770.36	0.00
ALLEN, WAYNE	05-069	0	32,400	0	32,400	392.04	0.00
ALLEN, WAYNE 1/2 int	08-069	0	21,400	0	21,400	258.94	0.00
ALLEN, WILLIAM	08-032	100,900	47,000	20,000	127,900	1,547.59	0.00
ALLENS BLUEBERRY FREEZER INC.,	05-074	0	106,700	0	106,700	1,291.07	0.00
ALLENS BLUEBERRY FREEZER INC.,	08-036	0	45,200	0	45,200	546.92	0.00
ALTENHOFEN, BRIGITTE	01-037	143,000	47,600	20,000	170,600	2,064.26	0.00
AMY J VISENTIN TRUSTEE	02-016-1	130,200	176,200	0	306,400	3,707.44	0.00
ANDERMAN, BARBARA	04-005-03	300,900	339,900	0	640,800	7,753.68	0.00
ANDERSON SR, ARTHUR G	08-075-A	23,300	41,700	26,000	39,000	471.90	0.00
ANDERSON, JARROD M.	08-075	135,800	45,800	0	181,600	2,197.36	0.00
ANDERSON, DAWN K	05-043	0	45,100	0	45,100	545.71	0.00
ANDERSON, DAWN K	05-024	0	23,700	0	23,700	286.77	0.00
ANDERSON, DAWN K.	05-046-1	0	11,300	0	11,300	136.73	0.00
ANDERSON, JAMES N.	08-078	144,200	49,500	20,000	173,700	2,101.77	0.00
ANDERSON, JAMES T.	08-035-B	0	1,000	0	1,000	12.10	12.40
ANDERSON, JANET S. TRUST	10-005	161,400	323,900	20,000	465,300	5,630.13	0.00
ANDERSON, JARROD M.	08-074-A	63,900	47,500	0	111,400	1,347.94	1,381.32
ANDERSON, JOYCE E.	08-035-1	137,800	50,100	20,000	167,900	2,031.59	0.00
ANDERSON, NICKY T.	08-035-A	0	25,300	0	25,300	306.13	0.00
ANDERSON, ROBERT	08-074	0	31,100	0	31,100	376.31	1,281.23
ANDERSON, SHELLEY A.	05-038-3	18,600	47,300	0	65,900	797.39	2,600.98
ASHMAN , MARY ELLEN D.	11-001	164,900	52,500	0	217,400	2,630.54	2,722.85
ASHMAN , MARY ELLEN D.	11-002	63,000	82,500	20,000	125,500	1,518.55	0.00
ASHMAN , MARY ELLEN D.	11-068	50,100	201,200	0	251,300	3,040.73	85.60
ASTBURY, ALDEN	06-050-1	0	13,800	0	13,800	166.98	171.12
ASTBURY, ALDEN	07-032-A	144,700	55,400	20,000	180,100	2,179.21	0.00
ASTBURY, ALDEN M.	07-032	83,200	44,900	20,000	108,100	1,308.01	1,340.41
ASTBURY, BRENDA	07-053-B	0	55,800	0	55,800	675.18	0.00
ASTBURY, DARYL	07-032-A-ON	121,600	0	20,000	101,600	1,229.36	0.00
ASTBURY, M. E. & SON	04-005-15	0	64,400	0	64,400	779.24	0.00
ASTBURY, PATRICIA L	07-072	0	12,700	0	12,700	153.67	0.00
ASTBURY, PATRICIA L	07-072-A	0	24,600	0	24,600	297.66	0.00
ASTBURY, PATRICIA L	07-068	0	28,200	0	28,200	341.22	0.00
ASTBURY, RAE A.	06-030	19,400	59,700	30,000	49,100	594.11	0.00
ASTBURY, RANDOLPH	07-076	36,600	44,500	0	81,100	981.31	0.00
ASTBURY, SCOTT T.	07-032-1	24,200	46,000	20,000	50,200	607.42	0.00
ASTBURY, STEPHEN	07-052	54,400	43,400	26,000	71,800	868.78	0.00
ASTBURY, THOMAS	07-071-ON #2	12,800	0	0	12,800	154.88	0.00
AT&T MOBILITY LLC		0	0	0	0	233.53	1,234.82

Owner	Map Lot	Building	Land	Exempt	RE Billable	Original	Current
ATHERTON, PETER	07-053-C-ON	11,400	0	0	11,400	137.94	0.00
ATHERTON, PETER W	07-053	0	79,400	0	79,400	960.74	984.53
ATHERTON, PRISCILLA A	07-053-C	0	41,200	0	41,200	498.52	0.00
ATHERTON, TAMMY	07-053-E	0	27,600	0	27,600	333.96	0.00
AUDETTE, AMY L.	07-076-10	296,300	99,700	0	396,000	4,791.60	0.00
AUDETTE, RICHARD	04-005-06	263,600	179,200	0	442,800	5,357.88	0.00
AUERBACH, JOHN C.	13-043	5,200	11,300	0	16,500	199.65	0.00
AUERBACH, JOHN C.	13-042	228,900	68,800	0	297,700	3,602.17	0.00
AUGUSTA LAW REVOCABLE TRUST OF 1989	10-002-A	106,100	466,400	0	572,500	6,927.25	0.00
B/T CROSSROAD , LLC	13-007	106,800	44,000	0	150,800	1,824.68	0.00
B/T GLACIER WAY LOT 2, LLC	06-059-2	111,500	47,300	0	158,800	1,921.48	0.00
B/T RIDGE WAYE, LLC	08-002-05	0	3,000	0	3,000	36.30	0.00
B/T RIDGE WAYE, LLC	08-002-01	0	43,000	0	43,000	520.30	0.00
B/T RIDGE WAYE, LLC	08-002-12	0	3,000	0	3,000	36.30	0.00
	COMM						
B/T RIDGE WAYE, LLC	08-002-11	0	3,000	0	3,000	36.30	0.00
	COMM						
B/T RIDGE WAYE, LLC	08-002-10	0	3,000	0	3,000	36.30	0.00
	COMM						
B/T RIDGE WAYE, LLC	08-002-09	0	3,000	0	3,000	36.30	0.00
	COMM						
B/T RIDGE WAYE, LLC	08-002-08	0	3,000	0	3,000	36.30	0.00
	COMM						
B/T RIDGE WAYE, LLC	08-002-07	0	3,000	0	3,000	36.30	0.00
	COMM						
B/T RIDGE WAYE, LLC	08-002-06	0	3,000	0	3,000	36.30	0.00
	COMM						
B/T RIDGE WAYE, LLC	08-002-04	0	3,000	0	3,000	36.30	0.00
	COMM						
B/T RIDGE WAYE, LLC	08-002-02	0	3,000	0	3,000	36.30	0.00
	COMM						
B/T RIDGE WAYE, LLC	08-002-03	0	3,000	0	3,000	36.30	0.00
	COMM						
B/T RIDGE WAYE, LLC	08-002-01	0	3,000	0	3,000	36.30	0.00
	COMM						
B/T RIDGE WAYE, LLC	08-002-12	0	31,600	0	31,600	382.36	0.00
B/T RIDGE WAYE, LLC	08-002-02	0	26,600	0	26,600	321.86	0.00
B/T RIDGE WAYE, LLC	08-002-03	0	27,300	0	27,300	330.33	0.00
B/T RIDGE WAYE, LLC	08-002-04	0	29,900	0	29,900	361.79	0.00
B/T RIDGE WAYE, LLC	08-002-05	0	35,700	0	35,700	431.97	0.00
B/T RIDGE WAYE, LLC	08-002-06	0	32,400	0	32,400	392.04	0.00
B/T RIDGE WAYE, LLC	08-002-07	0	29,500	0	29,500	356.95	0.00
B/T RIDGE WAYE, LLC	08-002-08	0	32,600	0	32,600	394.46	0.00
B/T RIDGE WAYE, LLC	08-002-09	0	39,000	0	39,000	471.90	0.00
B/T RIDGE WAYE, LLC	08-002-10	0	25,500	0	25,500	308.55	0.00
B/T RIDGE WAYE, LLC	08-002-11	0	25,500	0	25,500	308.55	0.00
B/T RIDGE-WAYE, LLC	08-006	0	5,500	0	5,500	66.55	0.00
BAGLEY, EDWARD F.	07-018-1	167,900	47,000	20,000	194,900	2,358.29	0.00
BAKER, CHRISTOPHER	13-046	0	25,800	0	25,800	312.18	0.00

Owner	Map Lot	Building	Land	Exempt	RE Billable	Original	Current
BAKER, CHRISTOPHER	13-045	75,300	36,600	0	111,900	1,353.99	0.00
BALDWIN, ANDREW J.	07-036-A	377,600	50,700	0	428,300	5,182.43	0.00
BAMFORD, HOWARD	03-026	0	4,800	0	4,800	58.08	0.00
BAMFORD, HOWARD	03-029	168,000	202,300	26,000	344,300	4,166.03	0.00
BAMFORD, HOWARD	11-012	0	97,200	0	97,200	1,176.12	0.00
BAMFORD, HOWARD (3/4 int)	03-020	0	5,400	0	5,400	65.34	0.00
BARBOUR, MATTHEW W.	07-019-A	36,800	47,000	0	83,800	1,013.98	0.00
BARNETT, TAISA	06-080	0	4,200	0	4,200	50.82	0.00
BARNETT, TAISA	07-026	0	28,100	0	28,100	340.01	0.00
BARNEY, STEPHEN A	05-033	131,000	45,600	0	176,600	2,136.86	2,189.78
BAROODY, ROBERT	05-064	320,700	123,900	20,000	424,600	5,137.66	0.00
BARTLETT, EDITH	07-064-2-on	21,700	0	20,000	1,700	20.57	21.08
BARTMAN, WALTER M. JR.	07-010-02	0	33,400	0	33,400	404.14	0.00
BATTEESE, RICHARD T	06-082	68,700	60,800	0	129,500	1,566.95	0.00
BDMT POINT LLC	01-026	0	110,100	0	110,100	1,332.21	0.00
BDMT POINT LLC	01-026-A	0	57,400	0	57,400	694.54	0.00
BEARDSWORTH, GERTRUDE A.	05-047	0	6,300	0	6,300	76.23	0.00
BEAUCHAMP, WELDON	07-076-05	0	49,500	0	49,500	598.95	0.00
BEBELL, DAMIAN	06-059	5,300	52,600	0	57,900	700.59	0.00
BEBELL, DAMIAN	06-051	182,600	45,600	0	228,200	2,761.22	0.00
BEBELL, DAMIAN	06-046-F	0	6,500	0	6,500	78.65	0.00
BEHNKEN, PAUL	05-104-A	48,600	47,600	20,000	76,200	922.02	0.00
BEHNKEN, PAUL	05-049	0	18,000	0	18,000	217.80	0.00
BEHNKEN, PAUL	05-029	0	15,300	0	15,300	185.13	0.00
BEHNKEN, PAUL	05-050	8,900	22,200	0	31,100	376.31	0.00
BELLICO, NICHOLAS JOSEPH	02-037-C	173,400	39,100	0	212,500	2,571.25	0.00
BENNETT, FREDERICK D.	05-045	114,700	83,100	0	197,800	2,393.38	0.00
BERNABO, CHRISTOPHER	12-010	63,200	270,500	0	333,700	4,037.77	0.00
BETTS, CORY J	03-010-C	0	20,600	0	20,600	249.26	0.00
BILLINGS & WEBB CONSTRUCTIONS	02-028	0	50,400	0	50,400	609.84	0.00
BILLINGS & WEBB CONSTRUCTIONS	02-034	91,000	104,100	0	195,100	2,360.71	0.00
BILLINGS, BRIAN	02-027	0	5,600	0	5,600	67.76	0.00
BILLINGS, BRIAN R	01-019-A	0	54,700	0	54,700	661.87	0.00
BILLINGS, GENICE M.	08-033	83,200	35,500	0	118,700	1,436.27	0.00
BISCHOF, JOHN T.	06-060	0	2,200	0	2,200	26.62	0.00
BISCHOF, JOHN T.	06-059-1	141,000	46,700	0	187,700	2,271.17	0.00
BISHOP, DEBRAE	09-021	74,000	45,500	20,000	99,500	1,203.95	0.00
BIXBY, MARGARET	13-031-A	99,400	58,400	20,000	137,800	1,667.38	0.00
BIXBY, MARGARET O	03-052-A	600	37,200	0	37,800	457.38	0.00
BLAIR, EMILY F.	08-050-1,2,4, 5	0	180,900	0	180,900	2,188.89	0.00
BLAISDELL, STEPHEN W.	10-012	143,900	340,600	0	484,500	5,862.45	0.00
BLAKE, FOSTER B JR.	05-085	162,400	86,700	26,000	223,100	2,699.51	0.00
BLUE HILL HERITAGE TRUST	02-021	0	82,600	0	82,600	999.46	0.00
BLUE HILL HERITAGE TRUST	02-031-1	0	48,200	0	48,200	583.22	0.00
BLUE HILL HERITAGE TRUST	06-078	0	24,200	0	24,200	292.82	0.00
BLUE HILL HERITAGE TRUST	08-058-A	0	14,800	0	14,800	179.08	0.00
BLUE HILL HERITAGE TRUST, INC	04-001-1-A	0	21,800	0	21,800	263.78	0.00
BLUE HILL HERITAGE TRUST, INC	04-001-1-02	0	1,700	0	1,700	20.57	21.08

Owner	Map Lot	Building	Land	Exempt	RE Billable	Original	Current
BLUE HILL HERITAGE TRUST, INC	04-001-1-01	0	1,100	0	1,100	13.31	0.00
BLUEBERRY FACTORY, LLC	08-046	74,500	45,500	0	120,000	1,452.00	0.00
BLUEBERRY FACTORY, LLC	08-057	0	10,300	0	10,300	124.63	0.00
BOOTHBY, CHARLES	11-010-on	56,700	0	0	56,700	686.07	0.00
BOOTHBY, CHARLES	11-010	34,300	102,500	20,000	116,800	1,413.28	0.00
BOTSTEIN, GARY R.	06-029-3	0	154,700	0	154,700	1,871.87	0.00
BOUCHER, MICHAEL S.	02-012-02	0	95,800	0	95,800	1,159.18	0.00
BOURNE, JONATHAN	06-029	185,000	259,200	0	444,200	5,374.82	0.00
BOURNE, LOUISE T.	06-029-2	131,000	161,400	0	292,400	3,538.04	0.00
BOWDEN, BASIL JR.	05-089	121,800	44,000	20,000	145,800	1,764.18	0.00
BOWES, ANDREW W.	11-036	207,700	89,000	0	296,700	3,590.07	0.00
BOWICK, WILLIAM P	11-067	0	64,600	0	64,600	781.66	0.00
BOWICK, WILLIAM P	03-030	0	49,000	0	49,000	592.90	0.00
BOWICK, WILLIAM P	11-005	182,100	91,000	0	273,100	3,304.51	0.00
BOWICK, WILLIAM P	11-066	0	109,700	0	109,700	1,327.37	0.00
BOWICK, WILLIAM P	11-003	0	33,600	0	33,600	406.56	0.00
BOYS, CHRISTOPHER	09-056-ON	2,800	0	0	2,800	33.88	0.00
BRADY, BARBARA A.	13-009	121,400	43,300	20,000	144,700	1,750.87	0.00
BRAGG, BENJAMIN L. IV	04-019-1	24,000	36,400	0	60,400	730.84	0.00
BRANSON, BYRON W.	09-009	145,300	51,500	20,000	176,800	2,139.28	0.00
BRAY, CALVIN	03-004	213,100	59,200	20,000	252,300	3,052.83	0.00
BRAY, CALVIN	03-003	27,200	36,000	0	63,200	764.72	0.00
BRAY, CANDACE M.	08-085	346,900	270,900	20,000	597,800	7,233.38	0.00
BREUS, SERGEI	06-061-4	0	27,700	0	27,700	335.17	0.00
BREUS, SERGEI	06-061-6	0	141,400	0	141,400	1,710.94	0.00
BRIDGES, CLARA M.	02-006	168,000	50,000	20,000	198,000	2,395.80	0.00
BRIDGES, LUCIUS	05-092	165,600	93,900	20,000	239,500	2,897.95	0.00
BRIDGES-BODLEY, CONSTANCE	12-020	174,900	71,500	0	246,400	2,981.44	0.00
BRILL, MARTHA W.	07-017	125,700	60,100	0	185,800	2,248.18	0.00
Brill, MARTHA W.	06-080	0	4,200	0	4,200	50.82	0.00
BRILL, NANCY	06-080	0	4,200	0	4,200	50.82	0.00
BRILL, NANCY	07-016	137,800	53,500	0	191,300	2,314.73	0.00
BROCK, TRUDI TRUST	03-032	487,100	185,700	0	672,800	8,140.88	0.00
BROCK, TRUDI TRUST	12-003-B	0	13,500	0	13,500	163.35	0.00
BROOKS, BLISS N.	07-039	93,800	35,200	20,000	109,000	1,318.90	0.00
BROPHY, DANIEL	07-047	63,700	41,000	20,000	84,700	1,024.87	1,050.25
BROWN TROWBRIDGE PROPERTIES , LLC	04-026	0	40,100	0	40,100	485.21	0.00
BROWN, DARRELL L	02-032-D	1,200	38,600	0	39,800	481.58	0.00
BROWN, DWIGHT	02-032-B	53,800	73,000	0	126,800	1,534.28	0.00
BROWN, DWIGHT E	02-032-B-1	60,300	47,900	20,000	88,200	1,067.22	0.00
BROWN, ELLERY	04-011	67,100	62,500	0	129,600	1,568.16	0.00
BROWN, MERLIN	09-010	80,000	41,900	20,000	101,900	1,232.99	5,538.47
BROWN, MERLIN C	02-032-E	0	35,100	0	35,100	424.71	6,783.00
BROWN, PETER G. TRUST 8/22/13	02-056	243,600	340,200	0	583,800	7,063.98	0.00
BROWN, PETER G. TRUST 8/22/2013	02-025	0	83,400	0	83,400	1,009.14	0.00
BROWN, TIMOTHY A	02-032-C	0	35,100	0	35,100	424.71	6,368.68
BROWN, WILLARD W. JR	02-038-11	0	16,100	0	16,100	194.81	0.00
BROWN, WILLARD W. JR	08-008	95,300	160,400	0	255,700	3,093.97	0.00

Owner	Map Lot	Building	Land	Exempt	RE Billable	Original	Current
BROWN, WILLARD W. JR.	07-009	0	92,400	0	92,400	1,118.04	0.00
BUCHHOLZ, JEFFREY R.	05-014	93,900	44,900	20,000	118,800	1,437.48	0.00
BUCKINGHAM, DONALD JR.	13-015	142,700	43,600	20,000	166,300	2,012.23	0.00
BUCKLEY, SUE-ANN LIVING TRUST 7/13/1999	11-034	330,300	760,000	0	1,090,300	13,192.63	0.00
BUNT, LUCY MAE	06-048-B	57,500	41,500	20,000	79,000	955.90	0.00
BURKE, FRANKLIN M. JR.	07-041	121,700	43,500	20,000	145,200	1,756.92	0.00
BURKE, ROBERT J.	07-076-11	65,100	88,700	0	153,800	1,860.98	0.00
BURKS, MARILYN D. TRUST	09-037	208,800	201,500	0	410,300	4,964.63	0.00
BURRELL, THEODORE	02-032-A	128,800	122,000	0	250,800	3,034.68	8,036.12
BUSH, SANDRA J.	07-076-09	189,800	78,000	20,000	247,800	2,998.38	0.00
BUXTON, SANDRA D	13-006-B	0	98,700	0	98,700	1,194.27	0.00
BYARD, JOHN L. & JANET S.	02-048	0	35,100	0	35,100	424.71	435.23
BYARD, LAWRENCE B.	12-031	0	200	0	200	2.42	0.00
BYARD, MATTHEW	05-035-A	135,700	42,200	0	177,900	2,152.59	0.00
BYARD, SARALYN	02-051	0	600	0	600	7.26	0.00
BYARD, SARALYN	12-008	36,200	39,400	0	75,600	914.76	0.00
BYARD, SARALYN	03-033-A	0	18,700	0	18,700	226.27	0.00
BYARD, SARALYN	12-009	86,900	154,200	20,000	221,100	2,675.31	0.00
BYARD, SARALYN	11-009	0	22,500	0	22,500	272.25	0.00
BYARD, SARALYN	05-041	0	3,200	0	3,200	38.72	0.00
BYARD, SARALYN	05-035	0	30,300	0	30,300	366.63	0.00
BYARD, SARALYN	07-045	107,100	43,600	0	150,700	1,823.47	0.00
BYARD, SARALYN	03-050	0	14,800	0	14,800	179.08	0.00
BYARD, SARALYN	12-006	0	8,500	0	8,500	102.85	0.00
BYARD, SARALYN	03-045	0	60,800	0	60,800	735.68	0.00
BYARD, SARALYN	03-034-A	43,300	59,800	0	103,100	1,247.51	0.00
CAISSIE TRUST, PAUL E. & JEANNINE P.	08-086	12,300	52,400	0	64,700	782.87	0.00
CAMPMAN, LYNN	07-044-12-"O N"	43,600	0	20,000	23,600	285.56	0.00
CANINO, TEO M	05-029-A	0	8,100	0	8,100	98.01	0.00
CANINO, TEO M	05-036	78,200	81,400	0	159,600	1,931.16	0.00
CANINO, TEO M	07-036	151,300	77,500	0	228,800	2,768.48	0.00
CAREY, JAMES F.	06-087	225,000	183,100	20,000	388,100	4,696.01	0.00
CARROLL, LYNN R.	06-054	129,300	59,700	20,000	169,000	2,044.90	0.00
CARTER, AARON M	07-061-1	15,700	72,200	20,000	67,900	821.59	2,204.32
CARTER, ALBERT JR	07-084-ON	24,500	0	20,000	4,500	54.45	1,709.13
CARTER, CARL	07-084-ON	3,600	0	0	3,600	43.56	1,725.81
CARTER, CAROL MARIE	08-037-1	23,900	41,200	20,000	45,100	545.71	1,769.66
CARTER, CYNTHIA	07-046-2"ON"	6,500	0	6,500	0	0.00	0.00
CARTER, DALE L.	07-059-1	233,000	110,400	20,000	323,400	3,913.14	0.00
CARTER, DANIEL E	07-061-1A	135,200	69,000	20,000	184,200	2,228.82	0.00
CARTER, DANIEL E & AARON M	05-105	3,000	9,700	0	12,700	153.67	0.00
CARTER, DARLENE	07-064-2A	18,200	27,200	0	45,400	549.34	1,028.09
CARTER, DAVID	05-031	0	2,700	0	2,700	32.67	0.00
CARTER, DAVID	07-034-A	131,900	52,200	20,000	164,100	1,985.61	0.00
CARTER, DAVID	07-015	0	35,800	0	35,800	433.18	0.00
CARTER, DAVID (1/2 INT TOGETHER)	03-059 1/2 int 0	0	20,300	0	20,300	245.63	0.00



Owner	Map Lot	Building	Land	Exempt	RE Billable	Original	Current
CARTER, EDWARD R. & DARLENE (LIFE ESTATE)	07-064-2	76,600	71,700	20,000	128,300	1,552.43	1,590.88
CARTER, FRED L	07-064-3	42,300	59,800	0	102,100	1,235.41	1,266.01
CARTER, HERBERT	08-066	79,500	200,100	20,000	259,600	3,141.16	0.00
CARTER, JOHN R.	05-037-A	0	44,000	20,000	24,000	290.40	0.00
CARTER, LLOYD	05-038	0	2,700	0	2,700	32.67	0.00
CARTER, LLOYD	05-037	74,000	63,100	26,000	111,100	1,344.31	0.00
CARTER, LLOYD D.	05-038-2	34,600	47,300	0	81,900	990.99	0.00
CARTER, LUCAN M.	05-078	102,200	48,500	20,000	130,700	1,581.47	0.00
CARTER, MALCOLM	08-070	63,200	23,200	26,000	60,400	730.84	0.00
CARTER, MALISSA	05-099	150,500	48,500	20,000	179,000	2,165.90	0.00
CARTER, MATTHEW C	05-013-1	169,300	50,600	0	219,900	2,660.79	0.00
CARTER, PAUL	07-033	150,000	71,800	0	221,800	2,683.78	0.00
CARTER, PAUL	07-042	192,600	88,800	20,000	261,400	3,162.94	0.00
CARTER, PAUL		0	0	0	0	66.55	0.00
CARTER, PAUL	06-074	0	23,600	0	23,600	285.56	0.00
CARTER, PETER	05-023	900	44,200	0	45,100	545.71	0.00
CARTER, PETER	05-071	0	52,100	0	52,100	630.41	0.00
CARTER, WAYNE M	02-008	18,800	51,100	0	69,900	845.79	1,746.31
CASEY, EMMA PATTEN	02-001	0	20,300	0	20,300	245.63	0.00
CASEY, EMMA PATTEN	02-021-2	0	353,500	0	353,500	4,277.35	0.00
CASEY, REBECCA	03-051-A-1	12,500	37,300	0	49,800	602.58	0.00
CHALFANT, DAVID C.	12-010-A	157,300	269,200	20,000	406,500	4,918.65	0.00
CHANNELL, SARA J.	05-012-1	102,500	51,700	20,000	134,200	1,623.82	0.00
CHARLES, ARTHUR H. JR.	04-028	0	27,300	0	27,300	330.33	0.00
CHASE, JANICE	08-071	20,500	25,700	20,000	26,200	317.02	324.87
CHASE, RICHARD M & ERIC C CHASE	07-001	0	13,900	0	13,900	168.19	0.00
CHATFIELD MAINE PROPERTY, LLC	02-007	139,600	89,100	0	228,700	2,767.27	0.00
CHATTO, KENNETH 3/4 INT	09-004	45,300	43,100	0	88,400	1,069.64	0.00
CHATTO, WINFIELD L., ET AL.	09-005	0	12,900	0	12,900	156.09	0.00
CHEEK, KENNETH	08-068	0	28,500	0	28,500	344.85	0.00
CHILDS, BARBARA C.	05-066-A	0	33,700	0	33,700	407.77	0.00
CHITTENDEN, HOWARD B.	06-003-B	0	136,300	0	136,300	1,649.23	0.00
CHRISTIANSEN, COLIN F	04-005-10	277,900	102,100	20,000	360,000	4,356.00	0.00
CIOMEI, THOMAS	05-101-A	117,600	48,800	0	166,400	2,013.44	0.00
CLAPP, PETER	02-045	0	11,200	0	11,200	135.52	0.00
CLAPP, PETER	02-042	0	9,300	0	9,300	112.53	0.00
CLAPP, PETER	02-043	0	13,500	0	13,500	163.35	0.00
CLAPP, ROBERT	04-033	0	32,000	0	32,000	387.20	0.00
CLAPP, ROBERT	04-033-A	0	11,300	0	11,300	136.73	0.00
CLAPP, ROBERT	02-046-A	0	6,200	0	6,200	75.02	0.00
CLAPP, SANDRA G.	02-052	0	1,300	0	1,300	15.73	0.00
CLAPP, SANDRA G.	02-046	0	40,200	0	40,200	486.42	0.00
CLARK, MARGARET T.	06-049	0	12,500	0	12,500	151.25	0.00
CLARKE, JAMES	02-037-D	131,400	39,500	0	170,900	2,067.89	0.00
CLAYTON, BARTHOLOMEW R.	08-010	0	7,500	0	7,500	90.75	0.00
CLAYTON, JULIA F	08-021	86,900	95,400	20,000	162,300	1,963.83	0.00
CLEMENT, MADELINE	06-012	144,000	71,900	20,000	195,900	2,370.39	0.00
CLOSSON, AMANDA B.	05-090	92,200	44,100	20,000	116,300	1,407.23	0.00



Owner	Map Lot	Building	Land	Exempt	RE Billable	Original	Current
CLOSSON, AMANDA B.	05-090-1	31,500	19,500	0	51,000	617.10	0.00
CLOSSON, AMANDA B.	05-046	0	4,400	0	4,400	53.24	0.00
CLOUGH, ALFRED R.	05-052-A	65,100	26,500	20,000	71,600	866.36	0.00
COAD, MICHELLE A.	06-066	129,300	53,400	20,000	162,700	1,968.67	0.00
COAKLEY, RICHARD B.	12-037	244,700	341,000	20,000	565,700	6,844.97	0.00
COAKLEY, RICHARD B.	11-058	0	91,800	0	91,800	1,110.78	0.00
COCA-COLA BOTT CO OF NO NE INC		0	0	0	0	14.52	0.00
COLE, CHARLES	05-066-B	0	33,700	0	33,700	407.77	417.87
COLE, FREDDIE.	08-052-2	192,900	182,000	0	374,900	4,536.29	0.00
COLE, GEORGE A.	08-052-1	71,300	120,600	0	191,900	2,321.99	0.00
COLE, LISA	08-035	6,500	36,800	0	43,300	523.93	2,317.09
COLLIER, PETER	05-102	110,200	115,300	20,000	205,500	2,486.55	0.00
COLLINS, STEPHEN A.	06-082-2	213,900	55,600	20,000	249,500	3,018.95	0.00
COMBS, DALE F	07-054	68,800	38,900	0	107,700	1,303.17	1,335.45
COMERFORD, BRIAN J.	08-002-A	0	56,700	0	56,700	686.07	0.00
COMERFORD, ROBERT C.	06-085	221,100	188,100	0	409,200	4,951.32	0.00
CONAWAY, ANN	09-039	265,700	114,000	20,000	359,700	4,352.37	4,460.17
CONSERVATION LIMITED DEVELOPMENT, LLC	02-018	48,000	290,200	0	338,200	4,092.22	0.00
COOPER, SHIRLEY, THE ESTATE OF	02-029	28,400	139,000	0	167,400	2,025.54	2,075.71
CORBIN, JESSE C	07-014	87,200	47,100	20,000	114,300	1,383.03	0.00
COSTA, LAWRENCE A.	04-031	0	34,000	0	34,000	411.40	0.00
COTE, GLENN & JENNIFER	05-086-ON3	185,600	0	20,000	165,600	2,003.76	0.00
COUSINS, JOHN L. JR	05-034	176,000	46,200	20,000	202,200	2,446.62	0.00
COUSINS, WILLIAM	05-002	1,000	24,000	0	25,000	302.50	0.00
COVENANT COMMUNITY LAND TRUST,	07-044-03	0	39,000	0	39,000	471.90	0.00
COVENANT COMMUNITY LAND TRUST,	07-044-12	0	39,000	0	39,000	471.90	989.25
COVENANT COMMUNITY LAND TRUST,	07-044-11	0	39,000	0	39,000	471.90	0.00
COVENANT COMMUNITY LAND TRUST,	07-044-10	0	39,000	0	39,000	471.90	0.00
COVENANT COMMUNITY LAND TRUST,	07-044	0	31,000	0	31,000	375.10	0.00
COVENANT COMMUNITY LAND TRUST,	07-044-09	0	39,000	0	39,000	471.90	483.59
COVENANT COMMUNITY LAND TRUST,	07-044-08	0	39,000	0	39,000	471.90	989.25
COVENANT COMMUNITY LAND TRUST,	07-044-07	0	39,000	0	39,000	471.90	989.25
COVENANT COMMUNITY LAND TRUST,	07-044-06	0	39,000	0	39,000	471.90	0.00
COVENANT COMMUNITY LAND TRUST,	07-044-05	0	39,000	0	39,000	471.90	0.00
COVENANT COMMUNITY LAND TRUST,	07-044-04	0	39,000	0	39,000	471.90	0.00
COVENANT COMMUNITY LAND TRUST,	07-044-02	0	39,000	0	39,000	471.90	483.59
COVENANT COMMUNITY LAND TRUST,	07-044-01	0	39,000	0	39,000	471.90	0.00
COWAN, TYLER WHITTEMORE	01-005-B	893,100	197,300	0	1,090,400	13,193.84	0.00
COWAN, TYLER WHITTEMORE	01-008	0	32,900	0	32,900	398.09	0.00
COWAN, TYLER WHITTEMORE	01-005	80,200	590,300	0	670,500	8,113.05	0.00
CRAWLEY, CYRIL E.	05-015-1	190,900	78,200	26,000	243,100	2,941.51	0.00
CROCKER, THOMAS	03-040	0	61,000	0	61,000	738.10	0.00
CURTIS, CYNTHIA R.	13-049	134,900	50,000	20,000	164,900	1,995.29	0.00
CURTIS, JONATHAN P.	05-104-C	229,500	49,400	0	278,900	3,374.69	0.00
CUTTING, ANN ELLIOT	11-019	215,000	1,815,300	0	2,030,300	24,566.63	0.00
CUTTING, ELLIOT ,TRUSTEES	12-034	0	374,300	0	374,300	4,529.03	0.00
CUTTING, ELLIOT ,TRUSTEES	12-003-C	0	131,500	0	131,500	1,591.15	0.00

Owner	Map Lot	Building	Land	Exempt	RE Billable	Original	Current
CUTTING, ELLIOT ,TRUSTEES	12-003	318,600	247,600	0	566,200	6,851.02	0.00
DAGGETT, TERRY	05-052-B	4,900	36,900	20,000	21,800	263.78	270.31
DAMON, BARRY	04-018	6,500	51,400	0	57,900	700.59	0.00
DANNENBERG, CARL S.	07-032-G	26,500	39,000	0	65,500	792.55	0.00
DAUK, PETER S.	03-041	151,500	50,000	20,000	181,500	2,196.15	0.00
DAUM, SUSAN G. & ERIC I. TRUSTEES OF THE ANN L.	05-026-A	84,800	47,000	0	131,800	1,594.78	0.00
Davis, ELIZABETH	07-053-D	101,100	44,300	0	145,400	1,759.34	0.00
DAVIS, NEIL C.	11-015	125,800	97,700	20,000	203,500	2,462.35	0.00
DAVIS, NEIL C.	09-041	43,200	38,000	0	81,200	982.52	1,006.85
DAY, ANGEL	07-003-1 "ON"	11,500	0	0	11,500	139.15	142.60
DAY, KRISTIN	13-008-2	266,200	133,000	0	399,200	4,830.32	4,949.95
DAY, PATRICK M.	07-003-01	9,000	57,800	0	66,800	808.28	0.00
DEARBORN, JAYME L	07-056-ON	13,400	0	0	13,400	162.14	166.16
DEARBORN, JAYME L	07-056	22,100	44,900	0	67,000	810.70	830.78
DEETJEN, RUDOLPH H. III	07-078	252,400	237,800	20,000	470,200	5,689.42	0.00
DEFINIS, ANGELA M., TRUSTEE	13-031	208,100	84,700	0	292,800	3,542.88	0.00
DENTINO, ANNE P.	12-023	276,800	616,800	20,000	873,600	10,570.56	0.00
DESILVEY, DENNIS L.	03-051-B	200,000	137,500	0	337,500	4,083.75	0.00
DESILVEY, DENNIS L.	03-046-A	0	85,000	0	85,000	1,028.50	0.00
DHERRE, JESSICA J	08-031	71,400	58,700	0	130,100	1,574.21	0.00
DIAGON ALLEY PROPERTIES, LLC	02-012-04	127,400	218,100	0	345,500	4,180.55	0.00
DIANE N O'SHEA REVOCABLE TRUST DTD 6/20/13	02-031-2	193,600	158,200	0	351,800	4,256.78	0.00
DILLARD, JOAN A. INVESTMENT TRUST	08-037	0	49,000	0	49,000	592.90	0.00
DIODATI, HELEN L FAMILY TRUST	06-037	99,000	90,000	20,000	169,000	2,044.90	0.00
DIONNE, JOHNATHAN D	06-027	44,600	44,900	0	89,500	1,082.95	0.00
DIPRETORO, JOHN C.	11-049	245,000	134,100	20,000	359,100	4,345.11	0.00
DIRECTV, LLC		0	0	0	0	308.55	0.00
DISH NETWORK, LLC		0	0	0	0	50.82	0.00
DOANE, RICHARD P.	06-016-A	151,100	75,200	20,000	206,300	2,496.23	0.00
DOHERTY, ELIZABETH A	05-064-A	100,600	67,000	0	167,600	2,027.96	0.00
DOJNY, RICHARD F.	11-052	365,100	194,000	26,000	533,100	6,450.51	0.00
DOJNY, RICHARD F.	11-051-A	0	130,700	0	130,700	1,581.47	0.00
DONALDSON, ANDREW L	06-036	31,000	52,000	0	83,000	1,004.30	0.00
DORR, RYAN	08-047	57,200	46,100	0	103,300	1,249.93	0.00
DOUGLASS SR., DANIELS J.	07-071	92,800	48,800	20,000	121,600	1,471.36	0.00
DOUGLASS, DANIEL J. JR.	07-056-2	78,600	65,800	20,000	124,400	1,505.24	0.00
DOUVARJO, PETER E.	03-049	110,700	91,600	20,000	182,300	2,205.83	0.00
DOW, FORREST H.	07-050	175,900	93,900	20,000	249,800	3,022.58	0.00
DOW, FORREST H.	07-051	26,900	32,500	0	59,400	718.74	0.00
DOWD, MAUREEN	01-021	127,400	51,200	20,000	158,600	1,919.06	0.00
DRINKERT, MICHAEL	06-061-3	14,000	24,400	0	38,400	464.64	0.00
DUDDY, BRIAN	11-056	118,500	56,400	20,000	154,900	1,874.29	0.00
DUFFY, BARRY S	07-035-2	179,000	60,200	20,000	219,200	2,652.32	0.00
DUFFY, SARAH E	06-080	0	4,200	0	4,200	50.82	0.00
DUFFY, SARAH E	07-021	22,300	62,200	20,000	64,500	780.45	0.00
DUFFY, TRISTAN	07-021-ON	128,200	0	0	128,200	1,551.22	0.00

Owner	Map Lot	Building	Land	Exempt	RE Billable	Original	Current
DUNBAR, JOHN C.	09-007	113,000	37,900	20,000	130,900	1,583.89	0.00
DUNHAM, ROBIN	04-005-11	0	76,100	0	76,100	920.81	0.00
DUNHAM, ROBIN	04-005-15-A	0	49,000	0	49,000	592.90	0.00
DUPUIS, MARK	03-061	0	38,400	0	38,400	464.64	0.00
DUPUIS, MARK D.	03-064	0	19,100	0	19,100	231.11	0.00
DUPUIS, MARK D.	03-063	215,400	96,000	0	311,400	3,767.94	0.00
DUTTON, ROBERT C.	01-006	237,500	994,000	0	1,231,500	14,901.15	0.00
DYER, MEGAN	05-020	0	21,400	0	21,400	258.94	0.00
DYER, WAYNE M.	07-007-B	201,600	56,200	20,000	237,800	2,877.38	0.00
EASTMAN, BARBARA	07-044-02-"O N"	37,300	0	20,000	17,300	209.33	0.00
EASTMAN, FRANCES T.	01-023	78,100	44,000	20,000	102,100	1,235.41	0.00
EATON HOLDINGS, LLC	01-019	25,000	47,400	0	72,400	876.04	0.00
EATON, ERIC	05-054-1	0	25,000	0	25,000	302.50	0.00
EATON, HELEN	07-053-C-1	29,700	37,100	0	66,800	808.28	315.92
EATON, IRVING	08-029	29,700	38,700	20,000	48,400	585.64	0.00
EATON, JOSEPH	05-054	4,200	19,300	0	23,500	284.35	2,418.38
EATON, JOSEPH	05-052	57,100	83,400	0	140,500	1,700.05	11,932.11
EATON, KARMELL C.	05-054-3	33,600	36,900	20,000	50,500	611.05	6,711.72
EATON, LESTER S.	07-032-A2	19,700	39,300	0	59,000	713.90	0.00
EATON, LESTER S.	07-032-A1	21,800	39,100	20,000	40,900	494.89	0.00
EATON, MARY ET ALS.	07-061	0	39,700	0	39,700	480.37	0.00
EATON, MATTHEW S	02-032-F	7,000	36,600	0	43,600	527.56	0.00
EATON, NEWMAN	07-065-3	0	26,200	0	26,200	317.02	0.00
EATON, NEWMAN W	08-059	35,700	40,000	0	75,700	915.97	938.66
EATON, PHILLIP M. HEIRS OF	05-054-2	200	18,800	0	19,000	229.90	2,896.50
EBERDT, KRISTIN ELIZABETH	02-009-1	0	76,600	0	76,600	926.86	0.00
ECKFELDT, PHYLLIS V REVOCABLE TRUST OF 2017	02-022+23	118,600	298,100	0	416,700	5,042.07	0.00
EGAN, PATRICIA	09-024-B	166,700	100,200	20,000	246,900	2,987.49	0.00
EGERTON FAMILY LIMITED PARTNERSHIP	09-013	227,100	743,500	0	970,600	11,744.26	0.00
EILERS, IRENE C.	09-010-A	76,300	34,800	0	111,100	1,344.31	0.00
ELDREDGE, STEPHEN B	04-017-A	3,100	42,300	0	45,400	549.34	0.00
ELSEN BROICH, GARY A., & ELSEN BROICH, PAMELA SIMMONS	03-013	144,500	101,400	0	245,900	2,975.39	0.00
EMERA MAINE	04-021-A	0	2,941,800	0	2,941,800	35,595.78	0.00
EMERY, JEAN H. RESTATED REVOCABLE TRUST AGREEMENT	09-050	78,600	481,000	0	559,600	6,771.16	0.00
EMLN, NICHOLAS R.	05-016	86,500	130,600	0	217,100	2,626.91	0.00
EMORY, DIANNA K.	08-077	120,700	60,100	0	180,800	2,187.68	0.00
ENTWISLE, WILLIAM B.	05-104-D1	163,800	50,000	0	213,800	2,586.98	0.00
EPPLY, J. WALTER III	12-007	175,100	125,200	26,000	274,300	3,319.03	0.00
EPPLY, JANET HODDER, THE ESTATE OF	11-006	0	17,300	0	17,300	209.33	0.00
EPPLY, MARK C.-LIVING TRUST	09-031	141,200	67,700	0	208,900	2,527.69	0.00
EVANS-BANKS TRUSTEE, ROSEMARY E.	02-014	218,300	190,600	0	408,900	4,947.69	0.00
EVERDELL, SARAH J.	11-050	119,200	120,100	0	239,300	2,895.53	0.00

Owner	Map Lot	Building	Land	Exempt	RE Billable	Original	Current
EVERDELL, SARAH J.	11-045	323,000	339,000	20,000	642,000	7,768.20	0.00
EVERDELL, SARAH J. (1/2 INT)	11-051-B	0	239,300	0	239,300	2,895.53	0.00
FAIRPOINT COMMUNICATIONS, INC		0	0	0	0	93.17	0.00
FANJOY, JOHN P	07-044-01-"O N"	38,800	0	0	38,800	469.48	0.00
FASSAK, JOHN A. TRUSTEE	12-010-B	0	159,000	0	159,000	1,923.90	0.00
FASSAK, JOHN A., TRUSTEE/FAMILY TRUST	05-081	0	82,100	0	82,100	993.41	0.00
FASSAK, JOHN A., TRUSTEE/FAMILY TRUST	05-080	0	69,200	0	69,200	837.32	0.00
FASSAK, JOHN A., TRUSTEE/FAMILY TRUST	05-083-A	0	19,100	0	19,100	231.11	0.00
FERGUSON, LAWRENCE	06-001	9,300	60,800	0	70,100	848.21	0.00
FILL, DANIEL S.	11-017	166,900	47,000	20,000	193,900	2,346.19	0.00
FILL, STEPHEN	03-002	19,300	44,000	0	63,300	765.93	0.00
FILL, STEPHEN D	13-008	71,200	53,600	0	124,800	1,510.08	0.00
FILL, STEPHEN D.	12-017	119,000	35,300	20,000	134,300	1,625.03	0.00
FLAGG, WILLIAM	06-071	102,500	73,800	20,000	156,300	1,891.23	0.00
FLAGG, WILLIAM	06-070	0	35,200	0	35,200	425.92	0.00
FLAGG, WILLIAM	06-072	0	16,800	0	16,800	203.28	0.00
FLAGG, WILLIAM R.	06-075	0	17,600	0	17,600	212.96	0.00
FLORIAN, DAVID W SR	07-057	0	81,100	0	81,100	981.31	0.00
FORD, DUANE M.	11-064-1	181,400	75,200	26,000	230,600	2,790.26	0.00
FORD, EMILY S.	11-063-1	0	30,000	0	30,000	363.00	0.00
FORD, JAMES C	07-010-04	194,300	53,400	20,000	227,700	2,755.17	0.00
FOWLER, DARRELL F. REVOCABLE TRUST (1/2 INT)	01-026-B	103,200	171,600	0	274,800	3,325.08	0.00
FOWLER, FRANK & SONS INC.	03-064-A	0	28,100	0	28,100	340.01	0.00
FOWLER, FRANK & SONS INC.	03-070	0	6,300	0	6,300	76.23	0.00
FOWLER, FRANK & SONS INC.	07-080	0	18,800	0	18,800	227.48	0.00
FOWLER, FRANK & SONS INC.	03-069	0	9,000	0	9,000	108.90	0.00
FOWLER, MARK	07-032-F	140,800	50,800	20,000	171,600	2,076.36	0.00
FOWLER, MICHAEL J	02-024	0	25,500	0	25,500	308.55	0.00
FOWLER, MICHAEL J	02-026	0	12,600	0	12,600	152.46	0.00
FOWLER, MICHAEL J	01-025	0	74,400	0	74,400	900.24	0.00
FOWLER, MICHAEL J.	01-026-E	0	129,200	0	129,200	1,563.32	0.00
FOWLER, TIMOTHY L.	05-007	0	13,200	0	13,200	159.72	0.00
FOWLER, TIMOTHY L.	01-026-C	93,200	171,600	0	264,800	3,204.08	0.00
FREEMAN, TITANA	13-055	116,200	44,000	0	160,200	1,938.42	0.00
FREGOSI, MARY H.	09-027-A	71,400	35,200	0	106,600	1,289.86	0.00
FRIEND, BASIL JR.	05-021	122,900	47,200	20,000	150,100	1,816.21	0.00
FRIEND, SAMUEL	08-019-4	0	26,700	0	26,700	323.07	0.00
FRIEND, SAMUEL	08-019-5	74,300	47,100	20,000	101,400	1,226.94	0.00
FRITZ, CHARLES ANDREW	09-049	132,400	88,200	0	220,600	2,669.26	2,482.76
FULTON, VALERIE	03-011	193,400	101,200	0	294,600	3,564.66	0.00
FULTON, VALERIE	09-023	0	30,000	0	30,000	363.00	0.00
GAGNER, ELAINE	13-027	146,900	264,000	0	410,900	4,971.89	0.00
GALE, RAYMOND C.	07-044-09-"O N"	36,400	0	20,000	16,400	198.44	203.35
GALUSHA, LYNN	01-033	166,100	45,800	20,000	191,900	2,321.99	0.00

Owner	Map Lot	Building	Land	Exempt	RE Billable	Original	Current
GARFIELD, MARGARET	06-045	90,800	44,900	20,000	115,700	1,399.97	0.00
GETZ, ROBERT A.	04-022	0	54,300	0	54,300	657.03	0.00
GIANNINOTO, GORDON JAMES	02-010	53,800	238,900	20,000	272,700	3,299.67	0.00
GILLEN CONSTRUCTION, LLC	04-005A-1	0	32,900	0	32,900	398.09	0.00
GILLEN, DAVID B.	07-064-4	63,600	34,500	20,000	78,100	945.01	1,971.36
GILLEN, VICTOR	06-042-1	165,200	80,100	20,000	225,300	2,726.13	0.00
GILLEY, JOYCE C.	08-039	14,800	35,200	20,000	30,000	363.00	27.69
GILLICK, EDWARD, T/E FAMILY REV. TRUST OF 2015	08-022	0	42,000	0	42,000	508.20	0.00
GILLICK, MELANIE	03-047	0	26,900	0	26,900	325.49	0.00
GINN, LYNN FRANCES	06-044	122,800	56,800	20,000	159,600	1,931.16	0.00
GINN, STEVEN D.	06-044-1	0	47,200	0	47,200	571.12	0.00
GIRSA, EDWARD	08-017-A	0	20,900	0	20,900	252.89	259.15
GIUNTINI, DANA	01-019-C	0	45,700	0	45,700	552.97	0.00
GOKEY, ELAINE F.	07-008	50,300	47,900	20,000	78,200	946.22	0.00
GOODMAN, JR., TOM A.	02-009-7	158,700	66,600	0	225,300	2,726.13	0.00
GOODMAN, TOM	02-009-8	232,300	72,800	0	305,100	3,691.71	0.00
GORDON, JOHNNY	06-073	0	8,700	0	8,700	105.27	1,489.98
GORMAN REVOCABLE TRUST	13-050-A	226,900	64,000	0	290,900	3,519.89	0.00
GRANGER, MICHAEL	06-040-4	97,300	249,700	20,000	327,000	3,956.70	0.00
GRANT, RHODA F.	11-051	121,000	324,000	26,000	419,000	5,069.90	0.00
GRANT, WILLIAM	08-026	134,500	48,500	0	183,000	2,214.30	0.00
GRANT, WILLIAM	02-038-A	462,700	31,700	0	494,400	5,982.24	0.00
GRANT, WILLIAM	11-062	166,200	113,100	20,000	259,300	3,137.53	0.00
GRANT, WILLIAM & CHEESEMAN, SONJA	11-059	0	194,000	0	194,000	2,347.40	0.00
GRANT, WILLIAM & CHEESEMAN, SONJA	03-020	0	1,800	0	1,800	21.78	0.00
GRANT, WILLIAM & CHEESEMAN, SONJA	11-060	52,200	674,000	0	726,200	8,787.02	0.00
GRANT, WILLIAM R.	03-005	0	22,500	0	22,500	272.25	0.00
GRAY, ANDREW P.	07-007-C	125,700	44,000	20,000	149,700	1,811.37	0.00
GRAY, ANTHONY W	07-049-2	0	3,000	0	3,000	36.30	0.00
GRAY, ANTHONY W.	07-048	244,200	44,300	0	288,500	3,490.85	0.00
GRAY, ARTHUR (HEIRS)	06-017-A	0	4,100	0	4,100	49.61	16.31
GRAY, BRANDON W.	04-006-A	0	98,200	0	98,200	1,188.22	0.00
GRAY, CALVIN	06-024	0	2,400	0	2,400	29.04	0.00
GRAY, CALVIN	06-007	0	34,700	0	34,700	419.87	0.00
GRAY, CLAIRE D.	06-014	10,700	25,800	0	36,500	441.65	0.00
GRAY, DANIELLE	05-012	6,800	53,000	0	59,800	723.58	4,791.46
GRAY, DARIN L.	06-046-D	111,400	57,900	0	169,300	2,048.53	0.00
GRAY, DARRELL	06-018	0	14,400	0	14,400	174.24	0.00
GRAY, DEBORAH L.	06-031	14,200	31,200	20,000	25,400	307.34	0.00
GRAY, DOUGLAS W.	06-042-2	42,900	81,400	20,000	104,300	1,262.03	1,293.29
GRAY, GEORGE	02-043-1	0	9,700	0	9,700	117.37	0.00
GRAY, GLEASON	06-014-A	0	26,400	0	26,400	319.44	0.00
GRAY, GLEASON	06-009	141,500	59,800	0	201,300	2,435.73	0.00
GRAY, GLEASON	06-008	37,300	35,200	0	72,500	877.25	0.00
GRAY, GLEASON		0	0	0	0	86.52	0.00

Owner	Map Lot	Building	Land	Exempt	RE Billable	Original	Current
GRAY, GLEASON	06-006	203,900	56,200	20,000	240,100	2,905.21	0.00
GRAY, JEFFERY	06-063	0	40,200	0	40,200	486.42	0.00
GRAY, JEFFREY	06-052-A	151,100	60,400	20,000	191,500	2,317.15	0.00
GRAY, JOHN E.	05-013-1A	0	42,600	0	42,600	515.46	0.00
GRAY, KENT ALGER	07-037	18,800	53,200	20,000	52,000	629.20	0.00
GRAY, LELIA	07-038	30,100	42,500	20,000	52,600	636.46	0.00
GRAY, MATTHEW J.	06-052-B	207,500	45,100	20,000	232,600	2,814.46	0.00
GRAY, MICHELLE MARIE	02-037-C-1	0	19,300	0	19,300	233.53	239.31
GRAY, MICHELLE MARIE	02-038	0	66,200	0	66,200	801.02	410.95
GRAY, MILDRED (HEIRS)	06-041	2,800	36,800	0	39,600	479.16	5,285.79
GRAY, REGINALD M.	06-042	129,100	78,200	20,000	187,300	2,266.33	0.00
GRAY, ROBERT	07-003	0	60,000	0	60,000	726.00	0.00
GRAY, ROBERT	06-053	89,800	46,400	20,000	116,200	1,406.02	0.00
GRAY, ROBERT L	07-019-1	18,100	46,000	0	64,100	775.61	0.00
GRAY, ROLAND	09-043	73,700	25,300	20,000	79,000	955.90	0.00
GRAY, RUTH ALLEN	06-077	226,400	69,700	20,000	276,100	3,340.81	0.00
GRAY, SHELDON L.	06-047 1/2	0	10,100	0	10,100	122.21	40.24
GRAY, SPENCER W.	07-082	26,200	44,000	20,000	50,200	607.42	1,270.56
GRAY, STEVEN	06-063-1	51,400	44,500	20,000	75,900	918.39	0.00
GRAY, WILLIAM WAYNE	06-047 1/2	0	10,100	0	10,100	122.21	43.26
GRAY, WILLIAM WAYNE	06-046-A	0	11,000	0	11,000	133.10	54.42
GRAY,SCOTT	06-013	0	1,600	0	1,600	19.36	0.00
GRAY-FILL, JOHANNA E.	09-042	53,900	22,600	0	76,500	925.65	0.00
GRAYHAWK LEASING LLC		0	0	0	0	101.64	0.00
GREEN, JOHN W.	09-052	0	6,500	0	6,500	78.65	0.00
GREEN, JOHN W.	09-053	125,600	36,500	0	162,100	1,961.41	0.00
GREENE, RALPH T.	05-038-1	0	34,000	0	34,000	411.40	421.59
GREENWOOD, DOUGLAS D	02-009-2	0	75,500	0	75,500	913.55	21.25
GRIMMIG, RAYMOND	07-058-A	0	4,700	0	4,700	56.87	0.00
GRIMMIG, RAYMOND	07-058-1	115,200	57,100	20,000	152,300	1,842.83	0.00
GRINDAL, AARON	03-007	97,200	41,800	20,000	119,000	1,439.90	0.00
GRINDAL, ANGELA	03-001-1	57,100	35,700	0	92,800	1,122.88	3,657.69
GRINDAL, BRUCE	03-068-A	0	15,800	0	15,800	191.18	0.00
GRINDAL, BRUCE	02-053	0	2,000	0	2,000	24.20	0.00
GRINDAL, BRUCE	02-041	0	12,100	0	12,100	146.41	0.00
GRINDAL, BRUCE	08-011	0	59,900	0	59,900	724.79	0.00
GRINDAL, BRUCE	03-067	0	56,700	0	56,700	686.07	0.00
GRINDAL, BRUCE	10-019	0	47,900	0	47,900	579.59	0.00
GRINDAL, BRUCE	08-061	92,600	111,800	0	204,400	2,473.24	0.00
GRINDAL, BRUCE	03-025	0	15,000	0	15,000	181.50	0.00
GRINDAL, BRUCE & LINETTE		0	0	0	0	26.62	0.00
GRINDAL, BRUCE F	01-019-B	58,900	49,200	0	108,100	1,308.01	0.00
GRINDAL, BRUCE F.& GRINDAL, LINETTE A.	08-060	146,800	45,900	20,000	172,700	2,089.67	0.00
GRINDAL, BRUCE F.& GRINDAL, LINETTE A.	02-037	0	48,500	0	48,500	586.85	0.00
GRINDAL, BRUCE F.& GRINDAL, LINETTE A.	03-068	0	14,100	0	14,100	170.61	0.00
GRINDAL, MAJORIE L (LIFE ESTATE)	03-023	0	4,300	0	4,300	52.03	0.00

Owner	Map Lot	Building	Land	Exempt	RE Billable	Original	Current
GRINDAL, NELSON	03-001	176,800	58,900	20,000	215,700	2,609.97	0.00
GRINDLE, BARBARA	07-070	0	39,300	0	39,300	475.53	0.00
GRINDLE, BARBARA	05-032	84,000	44,100	20,000	108,100	1,308.01	0.00
GRINDLE, BARBARA	08-007	0	1,800	0	1,800	21.78	0.00
GRINDLE, BARBARA	05-030	0	2,000	0	2,000	24.20	0.00
GRINDLE, JACK L.	07-075-1	0	10,000	0	10,000	121.00	0.00
GROSS, DEVIN S.	05-019	166,100	100,900	0	267,000	3,230.70	0.00
GROSS, JAMES	06-029-1	0	28,200	0	28,200	341.22	0.00
GROSS, LAURENCE F	02-031	178,800	122,300	0	301,100	3,643.31	0.00
H.O.M.E. INC	07-044-06-"O N"	39,500	0	0	39,500	477.95	0.00
H.O.M.E., INC	07-044-04-"O N"	39,700	0	0	39,700	480.37	0.00
H.O.M.E., INC.	07-044-11-"O N"	43,000	0	0	43,000	520.30	0.00
HALE, DONALD	09-016	135,500	39,800	20,000	155,300	1,879.13	0.00
HALE, DONALD	03-010	0	31,400	0	31,400	379.94	0.00
HALE, DONALD A.	09-015	135,100	44,600	0	179,700	2,174.37	0.00
HALE, ETHAN	03-010-1	0	27,800	0	27,800	336.38	0.00
HALEY, BRIAN R.	07-076-07	0	53,100	0	53,100	642.51	0.00
HALL, JAMES	06-040-7	205,600	167,600	0	373,200	4,515.72	0.00
HALL, ROBERT TRUST	04-005-13	163,500	99,000	0	262,500	3,176.25	0.00
HAMILTON, DAVID A.	06-054-A	79,500	50,900	20,000	110,400	1,335.84	0.00
HAMILTON, JEFFREY D.	06-062	164,300	61,100	20,000	205,400	2,485.34	2,546.89
HANKS, JOHN	02-009-4	0	78,700	0	78,700	952.27	0.00
HARDIE, JAMES E. JR	09-008-B-1	34,300	33,400	0	67,700	819.17	0.00
HARDIE, JR JAMES E	09-003	0	14,400	0	14,400	174.24	0.00
HARDIE, PEARL K.	13-006-A	21,800	39,300	0	61,100	739.31	0.00
HARDY, DOUGLAS A SR.	09-008	155,100	59,000	0	214,100	2,590.61	0.00
HARDY, KENNETH J	04-005-12	183,200	88,500	0	271,700	3,287.57	0.00
HARMATZ, GARY R.	02-012-10	730,500	136,100	0	866,600	10,485.86	0.00
HARRISON, HOWARD W. JR.	13-030	296,600	414,000	26,000	684,600	8,283.66	0.00
HARRISON, NICHOLAS ALEXANDER COFFIN	06-067	185,500	94,600	0	280,100	3,389.21	0.00
HARWOOD, MICHAEL P.	01-002	137,700	446,700	0	584,400	7,071.24	0.00
HATCH, JOSHUA D.	05-040	200,100	55,000	20,000	235,100	2,844.71	0.00
HAVILAND, WILLIAM A	11-007	159,600	71,500	0	231,100	2,796.31	0.00
HAWKINS II, HAVILAH S.	12-028	0	50,300	0	50,300	608.63	0.00
HAWKINS II, HAVILAH S.	12-013	0	105,800	0	105,800	1,280.18	0.00
HAWKINS II, HAVILAH S.	03-037	127,200	102,900	20,000	210,100	2,542.21	0.00
HAYMAN, STANLEY	05-086-ON2	9,200	0	0	9,200	111.32	0.00
HEANSSLER, CHELSEA L.	02-031-4	458,500	118,300	20,000	556,800	6,737.28	0.00
HEANSSLER, CINDI E.	04-032	0	38,500	0	38,500	465.85	0.00
HEAVENFIELD FARM, LLC	13-008-2-A	0	88,300	0	88,300	1,068.43	0.00
HENDERSON, WILLIAM	05-015-2	61,600	44,800	0	106,400	1,287.44	0.00
HENDERSON, WILLIAM	05-015	500	24,100	0	24,600	297.66	0.00
HENDERSON, WILLIAM C	05-013	0	51,400	0	51,400	621.94	0.10
HEPPE, JOHN E. JR.	09-029	111,300	114,000	0	225,300	2,726.13	2,793.65
HEPPE, JOHN E. JR.	09-030	0	7,100	0	7,100	85.91	88.04



Owner	Map Lot	Building	Land	Exempt	RE Billable	Original	Current
HEPPE, JOHN E. JR.	09-025	278,600	917,000	0	1,195,600	14,466.76	14,825.06
HERBER, JASON M	06-026	0	23,900	0	23,900	289.19	0.00
HERBER, JASON M	06-022	162,300	46,000	0	208,300	2,520.43	0.00
HERRICK, JOHN W.	06-049-3	62,800	39,000	20,000	81,800	989.78	0.00
HERRICK, JUDYTH	13-013-ON	91,300	0	26,000	65,300	790.13	0.00
HERRICK, MICHELLE	07-007-A	30,500	64,900	20,000	75,400	912.34	5,956.94
HERSOM, LUCINDA	07-007A-ON-2	5,200	0	0	5,200	62.92	0.00
HEWES, WILLIAM MICHAEL	06-028	549,000	249,100	0	798,100	9,657.01	0.00
HEWES, WILLIAM MICHAEL	06-027-A	0	45,400	0	45,400	549.34	0.00
HIGGINS, JOHN	13-006-B-13	235,200	59,400	0	294,600	3,564.66	0.00
HINCHCLIFFE, THOMAS C. & DAPHNE R.	06-025	0	56,200	0	56,200	680.02	0.00
HINCHCLIFFE, THOMAS CHARLES	06-020 & 23	310,500	84,000	20,000	374,500	4,531.45	0.00
HIRSCH, CARL A.	11-040	215,100	426,800	0	641,900	7,766.99	0.00
HITCHCOCK, DANIEL K.	02-031-3	216,900	116,300	0	333,200	4,031.72	0.00
HITCHCOCK, ROBERT		0	0	0	0	187.51	0.00
HITCHCOCK, ROBERT	09-055-A	68,200	45,800	0	114,000	1,379.40	0.00
HITCHCOCK, ROBERT	09-055	133,900	47,900	0	181,800	2,199.78	0.00
HOAGLAND, LEIGH	09-033	501,500	626,000	0	1,127,500	13,642.75	0.00
HOAGLAND, NICHOLAS	09-028	135,800	109,900	0	245,700	2,972.97	0.00
HOFFMAN, JANET	07-010-05	0	30,900	0	30,900	373.89	0.00
HOLLAND, CHARLES O.	10-017-1	257,500	194,000	0	451,500	5,463.15	0.00
HOLMES, LEE BRENAMAN, TRUSTEE	11-054	277,200	91,300	20,000	348,500	4,216.85	0.00
HOME, INC	07-044-03-"O N"	35,200	0	0	35,200	425.92	0.00
HOME, INC	07-044-10-"O N"	35,500	0	0	35,500	429.55	0.00
HOOVER, ADDISON D.	06-016	161,300	251,300	26,000	386,600	4,677.86	0.00
HORTON, JOAN	13-036	91,500	143,900	20,000	215,400	2,606.34	0.00
HORTON, PETER R	06-034-1	0	25,600	0	25,600	309.76	0.00
HORTON, PETER R.	06-034& 35	171,200	308,000	20,000	459,200	5,556.32	0.00
HUGHES NETWORK SYSTEMS LLC		0	0	0	0	9.68	0.00
HULSEMAN, JOHN F.	10-027-A	1,690,900	828,000	0	2,518,900	30,478.69	0.00
HUNTER, BELINDA	07-005-1	177,000	206,200	0	383,200	4,636.72	0.00
HUTCHINS, TIMOTHY L	04-007-A	160,900	47,000	0	207,900	2,515.59	0.00
HUTCHINSON, CORINNE	08-003	18,400	66,000	20,000	64,400	779.24	0.00
IOCCO, CHIMENE M.	07-076-03	0	49,700	0	49,700	601.37	0.00
IVANO, ROBERT	08-050-6	215,900	56,000	0	271,900	3,289.99	0.00
JACOBS, AMANDA	09-032-1	66,400	60,100	0	126,500	1,530.65	0.00
JAGGER, MARY WENDEL	06-040-3	369,800	270,800	20,000	620,600	7,509.26	0.00
JOHN GREGORY,S WIGGINS AND MARGARET E (50%int)	01-015	0	31,000	0	31,000	375.10	384.39
JOHN GREGORY,S WIGGINS AND MARGARET E (50%int)	01-014-A	81,300	431,600	0	512,900	6,206.09	0.00
JOHN GREGORY,S WIGGINS AND MARGARET E (50%int)	01-014	155,900	864,700	26,000	994,600	12,034.66	12,332.72
JOHNSON, LOIS	03-006	93,500	49,700	0	143,200	1,732.72	3,606.50
JOHNSTON, PHYLLIS	08-017	143,000	42,900	0	185,900	2,249.39	0.00
JONES IRREVOCABLE TRUST	03-028	170,700	124,000	0	294,700	3,565.87	0.00



Owner	Map Lot	Building	Land	Exempt	RE Billable	Original	Current
JONES, BESSIE	08-005	0	43,000	20,000	23,000	278.30	204.95
JONES, HARRY	08-004	7,300	54,100	20,000	41,400	500.94	1,138.28
JONES, MARGARET H.	09-026	88,300	23,900	0	112,200	1,357.62	0.00
JONES, ROBERT E REVOCABLE TRUST	13-006-B-11	146,600	75,900	26,000	196,500	2,377.65	0.00
JTC REALTY TRUST OF 2005	08-055-2	19,800	216,500	0	236,300	2,859.23	0.00
JULIN, G. ALLEN	08-083	294,100	50,200	20,000	324,300	3,924.03	0.00
KANE, RICHARD	07-077	283,400	228,000	0	511,400	6,187.94	0.00
KANE, ROSEMARIE C	07-015-B	0	30,100	0	30,100	364.21	0.00
KANE, SHELDON N.	07-079	108,000	63,700	0	171,700	2,077.57	0.00
KARAM, SARAH LYNN	07-084-A	215,200	61,500	20,000	256,700	3,106.07	0.00
KASTELIC, KEITH	08-045	154,500	44,000	0	198,500	2,401.85	0.00
KATH, GARY S.	06-032	220,600	171,800	0	392,400	4,748.04	0.00
KEEFE, HOWARD	05-006	0	4,700	0	4,700	56.87	127.72
KEEFE, HOWARD	08-024	0	5,100	0	5,100	61.71	137.77
KEEFE, MAY L.	05-086	148,700	122,300	26,000	245,000	2,964.50	0.00
KELLEY, SHANNON L	06-048	15,500	39,000	20,000	34,500	417.45	876.23
KELLY, BRIAN	05-009	0	2,600	0	2,600	31.46	0.00
KELLY, F.J. & M.M. TRUST	11-042	335,900	434,000	26,000	743,900	9,001.19	0.00
KELLY, F.J. & M.M. TRUST	11-037-&41	0	13,800	0	13,800	166.98	0.00
KEYES, BARBARA W.	11-044	153,800	434,000	0	587,800	7,112.38	0.00
KIBLER, LINDA ET ALS	11-065	43,700	75,100	0	118,800	1,437.48	0.00
KIESSLING, EDWARD P.	07-004	480,000	398,000	0	878,000	10,623.80	0.00
KILBY, SUSAN	01-017	165,800	349,800	0	515,600	6,238.76	0.00
KILBY, SUSAN	01-016	0	39,300	0	39,300	475.53	0.00
KIMBALL, RICHARD	05-093	29,100	37,200	0	66,300	802.23	0.00
KIMBALL, RICHARD W.	06-033	115,600	54,400	0	170,000	2,057.00	0.00
KING MARY SUSAN	02-039	54,800	33,100	20,000	67,900	821.59	0.00
KINSMAN, MICHELE C.	13-014	161,200	66,800	0	228,000	2,758.80	0.00
KLAUKE, DOUGLAS	13-024	211,800	195,800	0	407,600	4,931.96	0.00
KLEIN, JOSHUA A	06-046-G	0	22,500	0	22,500	272.25	0.00
KLEIN, JOSHUA A.	06-046	44,000	52,500	0	96,500	1,167.65	0.00
KLOFFT, JEFFREY P.	11-026	156,800	246,900	0	403,700	4,884.77	0.00
KNOWLES, JILLISON	13-041	103,500	103,400	0	206,900	2,503.49	0.00
KNOWLES, JILLSON	13-050	370,500	65,900	20,000	416,400	5,038.44	0.00
KOONS, GARY O.	07-053-1	114,600	44,300	0	158,900	1,922.69	0.00
KOONTZ, KATHIE	08-027	112,500	167,800	26,000	254,300	3,077.03	0.00
KORNMEIER , ERIC W., JR	09-020	164,600	44,600	0	209,200	2,531.32	0.00
KRECH, SHEPARD III	11-030	0	202,900	0	202,900	2,455.09	0.00
KRECH, SHEPARD III	11-031	102,500	491,700	0	594,200	7,189.82	0.00
KRULIKOSKI, STEPHEN D.	08-019-1	144,600	155,000	0	299,600	3,625.16	0.00
KRULIKOSKI, STEPHEN D. , JENNER, MARGARET	08-019-2	0	32,300	0	32,300	390.83	0.00
LADD, BASIL L.	02-018-A	18,000	220,900	0	238,900	2,890.69	0.00
LAITINEN, PETER	03-019	0	15,100	0	15,100	182.71	0.00
LAKE D. JEFFREY TRUST	04-019	93,300	56,600	0	149,900	1,813.79	0.00
LAND, SOPHIA R.	02-013	144,200	164,000	0	308,200	3,729.22	0.00
LANDRUM, JOHN	02-039-1	0	42,300	0	42,300	511.83	524.51
LANG, JOSEPH W	02-012-06	346,300	113,300	0	459,600	5,561.16	0.00
LARABEE, AMANDA E.	08-054	0	22,500	0	22,500	272.25	0.00

Owner	Map Lot	Building	Land	Exempt	RE Billable	Original	Current
LARRABEE ANNA	13-001	0	16,600	0	16,600	200.86	0.00
LARRABEE, AMANDA E.	08-049	221,600	46,100	0	267,700	3,239.17	0.00
LARRABEE, KRISTIN A.	04-016-A	10,800	47,700	20,000	38,500	465.85	0.00
LARSON, CATHERINE M.	02-002	110,400	188,400	0	298,800	3,615.48	0.00
LARSON, CATHERINE M.	02-004-1	133,900	72,600	0	206,500	2,498.65	0.00
LATHAM, DONNA	06-050	6,500	48,500	0	55,000	665.50	0.00
LAUREL HILL, LLP	10-002	768,500	768,200	0	1,536,700	18,594.07	0.00
LAWSON, JEFFREY W.	08-055-1	284,600	230,900	0	515,500	6,237.55	0.00
LEACH, FAMILY TURTLE LAND TRUST	01-011	146,700	307,000	0	453,700	5,489.77	0.00
Leach, George	07-064-1	0	23,400	0	23,400	283.14	0.00
Leach, George	07-069	82,900	67,700	20,000	130,600	1,580.26	0.00
LEACH, GEORGE		0	0	0	0	26.62	0.00
LECK, WILLIAM R.	06-080	0	4,200	0	4,200	50.82	0.00
LECK, WILLIAM R.	07-022	66,600	48,800	0	115,400	1,396.34	0.00
LEGUM, RONALD M.	02-012-01	561,600	227,900	20,000	769,500	9,310.95	0.00
LEITH, WILLIAM S.	10-007	219,400	171,400	20,000	370,800	4,486.68	0.00
LENNOX, MARY	09-001	98,300	31,000	0	129,300	1,564.53	0.00
LEPPER, NADA C.	08-055-3A	0	40,700	0	40,700	492.47	0.00
LEPPER, NADA C.	08-052-3	88,800	112,000	26,000	174,800	2,115.08	0.00
LESKO, RONALD	03-042-B	0	51,100	0	51,100	618.31	0.00
LEVESQUE, MICHAEL R	03-010-B	72,300	47,000	0	119,300	1,443.53	0.00
LEVESQUE, MICHELE	03-010-A	125,300	44,300	20,000	149,600	1,810.16	0.00
LEWIS, GEORGE H., ESTATE OF	07-019	38,900	42,600	0	81,500	986.15	7,094.44
LEWIS, GEORGE H., ESTATE OF	06-080	0	4,200	0	4,200	50.82	486.46
LIMEBURNER, BRADLEY	03-006-A	14,400	48,200	26,000	36,600	442.86	0.00
LIMEBURNER, CRAIG L.	04-025	119,900	48,100	20,000	148,000	1,790.80	7,369.02
LIMEBURNER, JUSTIN P.	03-006-A1	166,800	42,500	20,000	189,300	2,290.53	0.00
LISSENDEN, WILLIAM H	04-027	0	21,800	0	21,800	263.78	270.31
LISSENDEN, WILLIAM H	04-017	82,200	73,100	0	155,300	1,879.13	1,925.67
LONG, LINDA	08-012	148,100	157,000	0	305,100	3,691.71	0.00
LONG, LINDA	08-018	9,700	121,800	0	131,500	1,591.15	0.00
LONG, LINDA	08-023	0	8,200	0	8,200	99.22	0.00
LONG, LINDA	08-013	145,700	124,200	26,000	243,900	2,951.19	0.00
LYMAN, AARON	03-051-A-2	57,400	37,300	0	94,700	1,145.87	0.00
LYMAN, MARK R	03-052	24,200	37,200	0	61,400	742.94	0.00
LYNCH, FRANCIS X AS TRUSTEE OF THE	02-012-03	155,800	216,900	26,000	346,700	4,195.07	0.00
MACLEAN, DAVID	01-028	54,100	53,000	0	107,100	1,295.91	0.00
MACONE, JOHN C	13-019	125,900	81,900	0	207,800	2,514.38	2,576.65
MAIBERG, RON	08-053	264,000	56,100	0	320,100	3,873.21	3,969.14
MAINE 37, LLC	10-017	0	520,800	0	520,800	6,301.68	0.00
MAINE RSA #4, INC	07-075-ON	44,100	0	0	44,100	533.61	0.00
MAINE RSA#4 INC		0	0	0	0	91.96	0.00
MAINEN, ANDREW	06-040-5	0	188,200	0	188,200	2,277.22	0.00
MAINEN, MICHAEL	06-040-6	0	70,700	0	70,700	855.47	0.00
MALINOWSKI, LAWRENCE D., TRUSTEE	04-005-08	166,300	156,300	26,000	296,600	3,588.86	0.00
MALLORY, CONSUELO A.	09-017	186,700	640,400	0	827,100	10,007.91	0.00
MANHEIMER, ROBERT B	09-045-A	202,800	290,500	0	493,300	5,968.93	0.00
MANHEIMER, ROBERT B.	03-027	163,000	101,200	0	264,200	3,196.82	0.00
MANN, JANE	04-106-A	0	30,000	0	30,000	363.00	371.99

Owner	Map Lot	Building	Land	Exempt	RE Billable	Original	Current
MANUEL, EDWARD A - TRUSTEE	13-037	198,300	96,200	0	294,500	3,563.45	0.00
MANUEL, EDWARD A - TRUSTEE	13-038	0	23,400	0	23,400	283.14	0.00
MARCOU, LOUIS R.	01-007	41,400	499,400	26,000	514,800	6,229.08	0.00
MARESCA, ROZELLA (HEIRS)	03-031B	0	7,200	0	7,200	87.12	0.00
MARESCA, ROZELLA (HEIRS)	03-031A	0	22,500	0	22,500	272.25	0.00
MARESCA, ROZELLA (HEIRS)	05-027	0	16,900	0	16,900	204.49	0.00
MARESCA, ROZELLA (HEIRS)	02-57	0	13,100	0	13,100	158.51	0.00
MARESCA, SHANNON	12-011	127,600	137,800	0	265,400	3,211.34	0.00
MARESCA, STEPHEN M, TRUSTEE	12-026-1	259,500	94,700	0	354,200	4,285.82	0.00
MARINERS PUB, LLC	02-032	178,900	60,100	0	239,000	2,891.90	0.00
MARKLE, DAVID	09-008-B	65,300	44,100	0	109,400	1,323.74	0.00
MARSH , ELSA W.	08-018-B	142,800	70,400	0	213,200	2,579.72	0.00
MARSHALL, CHARLES	03-051-C	51,600	141,600	20,000	173,200	2,095.72	3,738.66
MARSHALL, DEBORAH	03-016	177,500	172,500	0	350,000	4,235.00	1,396.46
MARSHALL, DEBORAH	13-034	74,600	161,900	0	236,500	2,861.65	0.00
MARSHALL, DEBORAH	03-016-ON	19,900	0	0	19,900	240.79	0.00
MARSHALL, JOHN	03-055	0	68,600	0	68,600	830.06	0.00
MARSHALL, JOHN L.	03-063-A	37,100	28,400	0	65,500	792.55	0.00
MARSTON, FREDERICK F JR - TRUSTEE	09-045-3	292,400	246,000	20,000	518,400	6,272.64	0.00
MARSTON, FREDERICK H. ET ALS	03-014	0	54,300	0	54,300	657.03	0.00
MARSTON, FREDERICK H. ET ALS	09-045-2	6,300	4,700	0	11,000	133.10	0.00
MARTIN, C. WESLEY	11-048	259,600	381,500	0	641,100	7,757.31	0.00
MARTIN, JULIA O. ET ALS	09-054	147,100	88,400	0	235,500	2,849.55	0.00
MARTIN, JUNE D.	07-067	18,200	28,400	20,000	26,600	321.86	0.00
MASTBETH, JOHN F., TRUSTEE	06-088	400,300	259,700	0	660,000	7,986.00	0.00
MATARESE LIVING TRUST	08-085-B	0	41,300	0	41,300	499.73	0.00
MATTESON III, GEORGE	12-023-A	1,033,200	1,295,600	0	2,328,800	28,178.48	0.00
MATTESON III, GEORGE A.	12-022	157,800	111,500	0	269,300	3,258.53	0.00
MCCALL, JENNIFER LEA	13-005	130,000	52,300	0	182,300	2,205.83	0.00
MCCAREY, JOSHUA R	06-056	56,800	42,500	0	99,300	1,201.53	0.00
MCCARTHY, ARTHUR	01-035	0	18,700	0	18,700	226.27	0.00
MCCARTHY, ELEANOR G., TRUSTEE	11-043	259,100	394,000	0	653,100	7,902.51	0.00
MCCLEMENT, JOHN H	13-003	109,500	45,500	0	155,000	1,875.50	0.00
MCCLEMENT, JOHN H	13-054	0	1,200	0	1,200	14.52	0.00
MCCOLGAN, PAULA T , TRUSTEE	09-057	0	15,900	0	15,900	192.39	0.00
MCCOLGAN, PAULA T., TRUSTEE	09-057-A	180,700	117,500	0	298,200	3,608.22	0.00
MCDONALD, E. DANDRIDGE	11-029	78,600	296,800	0	375,400	4,542.34	0.00
MCDONOUGH, WILLIAM D.	04-023	0	35,100	0	35,100	424.71	0.00
MCFARLAND, JOELLE Y	08-083-1	125,200	45,400	0	170,600	2,064.26	0.00
McFARLAND, STEPHEN B	10-029	6,500	89,400	0	95,900	1,160.39	0.00
MCFARLAND, STEPHEN B.	13-004	162,600	45,800	20,000	188,400	2,279.64	0.00
MCFARLAND, STEPHEN B.	13-004-1	11,700	13,700	0	25,400	307.34	0.00
MCGOODWIN, PAMELA J.	06-021	74,200	196,300	0	270,500	3,273.05	0.00
MCGUIRE, MARY ANN	12-001	93,800	61,100	20,000	134,900	1,632.29	0.00
MCGUIRE, ROBERT G	07-076-06	226,200	78,200	0	304,400	3,683.24	0.00
MCKECHNIE, JOHN A.	10-001	202,800	69,000	20,000	251,800	3,046.78	0.00
MCKECHNIE, THOMAS W.	13-010	200,700	69,000	26,000	243,700	2,948.77	0.00
MCLAUGHLIN, TROY	04-003-B	133,900	47,000	0	180,900	2,188.89	0.00

Owner	Map Lot	Building	Land	Exempt	RE Billable	Original	Current
MCMILLAN, BROCKWAY	12-033	0	106,700	0	106,700	1,291.07	0.00
MCMILLAN, BROCKWAY	12-032	0	73,800	0	73,800	892.98	0.00
MCMILLAN, BROCKWAY	12-004	0	149,300	0	149,300	1,806.53	0.00
MCMILLAN, BROCKWAY	12-005	267,900	178,500	26,000	420,400	5,086.84	0.00
MCMILLAN, DOUGLAS W.	03-039	0	6,000	0	6,000	72.60	0.00
MCMILLAN, DOUGLAS W.	12-016	174,600	46,000	20,000	200,600	2,427.26	0.00
MCMILLAN, NANCY	12-012	121,400	139,700	20,000	241,100	2,917.31	0.00
MCMILLAN, NANCY	12-029	0	40,600	0	40,600	491.26	0.00
MCNULTY, MARY A.	10-016	112,600	98,500	0	211,100	2,554.31	0.00
MCVAY, BRIAN I.	01-026-D	40,400	77,300	0	117,700	1,424.17	0.00
MCVAY, RAYMOND	07-069-A	0	33,000	0	33,000	399.30	0.00
MCVAY, RAYMOND	07-075	233,300	76,400	20,000	289,700	3,505.37	0.00
MCVAY, RAYMOND E.	08-008-2	150,700	154,600	0	305,300	3,694.13	0.00
MEADOWS, LANCE	06-080	0	4,200	0	4,200	50.82	115.16
MEADOWS, LANCE	07-027	77,800	44,300	20,000	102,100	1,235.41	0.00
MEANS, DONALD	10-008	57,800	542,100	0	599,900	7,258.79	416.32
MEANS, DONALD C	10-010	0	100,500	0	100,500	1,216.05	0.00
MEANS, SARGENT B	13-025	44,900	93,400	0	138,300	1,673.43	0.00
MEDOLLO, JOHN	04-034	0	5,500	0	5,500	66.55	0.00
MELLOTT, BONNIE KEEF	05-086-ON	9,400	0	0	9,400	113.74	0.00
MIGEL, CHRISTOPHER J	06-061-5	288,900	185,900	0	474,800	5,745.08	0.00
MILL POND PROPERTIES LLC	07-010-10	0	124,600	0	124,600	1,507.66	0.00
MILLER, GREGORY V.	02-012-09	0	100,300	0	100,300	1,213.63	0.00
MILLER, J. HILLIS	11-004	149,600	69,000	0	218,600	2,645.06	0.00
MILLER, MARILYN	08-081	112,700	117,500	0	230,200	2,785.42	0.00
MILLER, MARILYN	08-082	0	6,500	0	6,500	78.65	0.00
MILLER, MARILYN E.	08-084	31,200	81,800	0	113,000	1,367.30	0.00
MISHKIND, STEVEN H	06-058	149,600	328,500	0	478,100	5,785.01	0.00
MITCHELL, LINDA C.	13-008-1	0	62,400	0	62,400	755.04	0.00
MOELLER, GARY A	10-028	108,000	368,900	0	476,900	5,770.49	0.00
MOREY, DANIEL F	04-005-A	134,600	53,200	0	187,800	2,272.38	0.00
MORONEY, PATRICK D.	06-028-B	604,500	178,700	26,000	757,200	9,162.12	0.00
MORRIS, NANCY, TRUSTEE OF THE NANCY MORRIS TRUST	07-010-A	157,100	246,100	0	403,200	4,878.72	0.00
MORSE, TERRELL J.	07-056-1	128,400	41,900	20,000	150,300	1,818.63	0.00
MOYER, JOHN	08-008-1	209,100	147,500	20,000	336,600	4,072.86	4,173.73
MURPHY, JOHN H.	06-003-A	250,200	288,500	0	538,700	6,518.27	0.00
NANCY E. PELTON REVOCABLE TRUST DTD 3/9/11	10-013	222,500	92,100	0	314,600	3,806.66	0.00
NANGLE, ELIZABETH	01-024	74,300	35,900	0	110,200	1,333.42	0.00
NEILL, ROBERT III	03-021	0	10,800	0	10,800	130.68	0.00
NEILL, ROBERT III	03-065	429,200	231,500	26,000	634,700	7,679.87	0.00
NELLIS, THOMAS P.	07-025	0	26,300	0	26,300	318.23	0.00
NELLIS, THOMAS P.	06-080	0	4,200	0	4,200	50.82	0.00
NELLIS, THOMAS P.	07-024	0	26,500	0	26,500	320.65	0.00
NELLIS, THOMAS P.	06-080	0	4,200	0	4,200	50.82	0.00
NELSON, CHRISTOPHER	04-005-09	302,900	157,500	20,000	440,400	5,328.84	0.00
NEMETH, TARA O	09-040	142,900	52,700	0	195,600	2,366.76	0.00
NESBITT, JANE M.	13-047	0	36,000	0	36,000	435.60	0.00

Owner	Map Lot	Building	Land	Exempt	RE Billable	Original	Current
NEVELLS, ANNETTE	07-049	107,500	47,700	20,000	135,200	1,635.92	0.00
NEVELLS, CLIFTON L.	05-053	18,800	49,100	20,000	47,900	579.59	618.86
NEWBEGIN, GARY	06-057	219,300	81,400	0	300,700	3,638.47	0.00
NEWBURY, PEGGY	05-052-ON	5,500	0	0	5,500	66.55	1,097.48
NO FRILLS ENERGY	07-032-D	0	40,400	0	40,400	488.84	0.00
NORTH SEDGWICK BAPTIST CHURCH,	08-062-P	90,000	44,000	20,000	114,000	1,379.40	0.00
NORTHERN NEW ENGLAND TELEPHONE OPERATIONS LLC	13-051	79,400	27,700	0	107,100	1,295.91	0.00
NORWOOD, ADAM	09-034	308,900	75,200	20,000	364,100	4,405.61	4,514.72
NOWELL, MICHAEL R	05-097-A	81,100	55,400	0	136,500	1,651.65	0.00
NOWLAND, NICHOLAS JR.	13-013	99,000	63,500	20,000	142,500	1,724.25	742.19
NUTTER, BENJAMIN	05-056	127,100	39,100	0	166,200	2,011.02	2,128.52
NYGAARD, DANTON	05-100 (1/2 INT)	124,800	26,500	0	151,300	1,830.73	0.00
O CONNOR, SUSAN	04-005-14	204,900	104,300	20,000	289,200	3,499.32	0.00
O GRADY, KATHERIN E.	13-023	185,600	102,900	0	288,500	3,490.85	0.00
O MALLEY, SARAH J.	06-059-4	100,200	44,900	20,000	125,100	1,513.71	0.00
OFFUTT, MARY	05-087	0	46,900	0	46,900	567.49	0.00
OLIVER, A.D. & CO. LLC	11-064	72,700	114,000	0	186,700	2,259.07	0.00
OLSEN, MARSHALL L.	03-054	0	28,500	0	28,500	344.85	0.00
ONEAL, WILLIAM	08-050	0	36,700	0	36,700	444.07	0.00
O'NEIL, MICHAEL G.	13-002-B	0	40,900	0	40,900	494.89	0.00
ORAHILLY, SEAN	11-016	60,900	45,400	0	106,300	1,286.23	0.00
O'REILLY, JOHN R	06-057-A	110,800	45,500	0	156,300	1,891.23	0.00
O'ROURKE, III, GEORGE EDMUND	07-044-05-"O N"	58,400	0	0	58,400	706.64	0.00
OSBORNE, BARBARA	10-020	727,600	436,800	0	1,164,400	14,089.24	0.00
OSGOOD, CAROL P.	13-033	209,100	77,200	0	286,300	3,464.23	0.00
OWNER UNKNOWN	07-085	0	40,500	0	40,500	490.05	2,806.28
PACKWOOD, LAWRENCE R.	05-034-A-ON	52,100	0	0	52,100	630.41	0.00
PACKWOOD, LAWRENCE R.	05-034-A	116,100	59,600	20,000	155,700	1,883.97	0.00
PALMER, CAROLYN	06-048-A	68,400	41,900	20,000	90,300	1,092.63	0.00
PARENTEAU, LORI D.	03-048	0	98,300	0	98,300	1,189.43	0.00
PARKER, DEBORAH	01-025-1	77,300	38,600	20,000	95,900	1,160.39	0.00
PARKER, ELIZABETH A	05-018	12,900	47,000	0	59,900	724.79	5,673.23
PARNEL A. IDE, REVOCABLE TRUST (1/2 INT)	09-012	0	6,000	0	6,000	72.60	0.00
PARNEL A. IDE, TRUSTEE OF THE PARNEL A. IDE	01-036	192,400	184,500	0	376,900	4,560.49	0.00
PARSON, JOHN D	12-020-A	0	40,400	0	40,400	488.84	0.00
PARSON, JOHN D.	12-024	0	72,900	0	72,900	882.09	0.00
PARSON, JOHN D.	12-023-1	138,400	137,700	0	276,100	3,340.81	0.00
PATTEN, KIMBERLY	08-025	287,800	80,300	20,000	348,100	4,212.01	0.00
PATTEN, LEE W.	02-004-D	0	24,800	0	24,800	300.08	0.00
PATTEN, LEE W.	02-004	52,800	826,800	0	879,600	10,643.16	0.00
PATTEN, W.A BRYAN PATTEN (25% INT)	08-073	0	8,100	0	8,100	98.01	0.00
PATTEN, Z. CARTER III	02-015-B	16,600	22,700	0	39,300	475.53	0.00
PATTEN, Z. CARTTER III	02-015-B	269,200	294,600	0	563,800	6,821.98	0.00
PATTEN, Z. CARTTER III (25% INT)	08-073	0	8,100	0	8,100	98.01	0.00

Owner	Map Lot	Building	Land	Exempt	RE Billable	Original	Current
PAULMIER, CHRISTOPHER F.	12-027	0	62,600	0	62,600	757.46	0.00
PAULMIER, CHRISTOPHER F.	12-026	1,000	70,500	0	71,500	865.15	0.00
PAULMIER, LOUIS III	03-056	0	12,000	0	12,000	145.20	0.00
PAULMIER, LOUIS III	03-053	95,400	193,400	0	288,800	3,494.48	0.00
PAULMIER, LOUIS III	03-057	8,700	45,000	0	53,700	649.77	0.00
PAZUNIAK, GEORGE	01-012-A	0	21,300	0	21,300	257.73	0.00
PAZUNIAK, GEORGE	01-012	286,200	574,000	0	860,200	10,408.42	0.00
PEARL, BURTON W.	06-079-1	394,000	195,900	20,000	569,900	6,895.79	0.00
PEARL, BURTON W.	06-079	120,100	155,500	0	275,600	3,334.76	0.00
PEARL, BURTON W. IRA	06-082-1	0	164,700	0	164,700	1,992.87	0.00
PEASE, REBECCA F.	06-061-2	81,300	48,700	20,000	110,000	1,331.00	0.00
PEASLEY, FRANK S.	06-003	7,900	165,000	0	172,900	2,092.09	0.00
PECK, ABIGAIL K. ET AL	01-010	315,700	992,400	0	1,308,100	15,828.01	0.00
PENBAY BOAT YARD, LLC	07-015-A	62,800	47,000	0	109,800	1,328.58	0.00
PENDERGRAST, JANET CHASE	01-034	79,100	176,400	0	255,500	3,091.55	0.00
PERRIGO, ANNE	10-021	33,400	22,100	20,000	35,500	429.55	0.00
PERRY, JULIANE	05-100 (1/2 INT)	124,800	26,500	20,000	131,300	1,588.73	0.00
PERRY, SHAWN G.	07-010-06	0	30,900	0	30,900	373.89	0.00
PERT, COLBY	06-019	79,200	38,600	20,000	97,800	1,183.38	0.00
PERT, DANIEL D.	08-055-4	60,900	119,600	0	180,500	2,184.05	0.00
PERT, DAVID	03-002-ON	6,200	0	6,200	0	0.00	0.00
PERT, DUANE	07-043	47,600	33,300	20,000	60,900	736.89	0.00
PERT, EDWIN K.	11-027	14,500	114,500	0	129,000	1,560.90	0.00
PERT, EDWIN K.	05-091	79,700	44,100	26,000	97,800	1,183.38	0.00
PERT, TERRANCE	05-048	11,300	17,800	20,000	9,100	110.11	1,268.68
PERT, TIMOTHY D	04-030	17,800	44,000	0	61,800	747.78	0.00
PESEK, NICHOLAS	07-050-A	26,400	56,000	0	82,400	997.04	2,683.68
PETERSON, HARRIES JR	03-012	0	67,600	0	67,600	817.96	0.00
PETERSON, JAY C.	05-098	149,000	44,000	20,000	173,000	2,093.30	0.00
PETERSON, JEANINE A	08-043	20,500	31,200	0	51,700	625.57	0.00
PETERSON, P. DOUGLAS	13-029	116,700	68,800	0	185,500	2,244.55	2,300.14
PETERSON, REBECCA	01-010-A	202,400	928,400	20,000	1,110,800	13,440.68	0.00
PETNO, DOUGLAS B.	09-045-C	634,800	481,600	0	1,116,400	13,508.44	0.00
PETNO, LISA	09-048	276,600	1,045,400	0	1,322,000	15,996.20	0.89
PETRY, WILLIAM M.	13-016	103,000	48,000	20,000	131,000	1,585.10	0.00
PETTENGILL, WILLIAM A.	07-059-2	131,000	52,700	20,000	163,700	1,980.77	0.00
PHOENIX 2015 TRUST	09-051	71,700	395,000	0	466,700	5,647.07	0.00
PICKERING, CHRISTOPHER M.	05-039	18,000	49,400	0	67,400	815.54	0.00
PICKUP, FAMILY LLC	04-029	0	35,300	0	35,300	427.13	0.00
PIOT, DEBRA K.	03-033	286,200	101,000	20,000	367,200	4,443.12	0.00
PLATT, JOHN	06-049-2	9,800	39,000	20,000	28,800	348.48	0.00
POOLE, THOMAS L.	06-040-1	314,600	174,500	20,000	469,100	5,676.11	0.00
POOLEY, ALAN	06-080	0	4,200	0	4,200	50.82	0.00
POOLEY, ALAN	07-023	174,500	47,000	0	221,500	2,680.15	0.00
PORTER, SUSAN G	05-083	153,100	45,500	0	198,600	2,403.06	0.00
PRESSMAN, MARY H	01-018	0	292,400	0	292,400	3,538.04	0.00



Owner	Map Lot	Building	Land	Exempt	RE Billable	Original	Current
PRESSMAN, RONALD R.	09-006	2,626,500	1,330,700	0	3,957,200	47,882.12	0.00
PRESSMAN, RONALD R.	09-008-A	0	7,500	0	7,500	90.75	0.00
PUBLICOVER, ROBERT J.	03-034	186,100	165,400	26,000	325,500	3,938.55	0.00
PUNCH BOWL CHOWDER AND MARCHING SOCIETY	01-040	0	15,600	0	15,600	188.76	0.00
PUNCH BOWL CHOWDER AND MARCHING SOCIETY	01-009	527,900	1,388,600	0	1,916,500	23,189.65	0.00
PUNCHBOWL FARM L.L.C.	05-075	0	33,100	0	33,100	400.51	0.00
PUNCHBOWL FARM LLC	05-076	198,500	72,200	0	270,700	3,275.47	0.00
PUNCHBOWL FARM LLC	05-077	0	67,300	0	67,300	814.33	0.00
QUANSOO TRUST,	02-016-&17	0	349,100	0	349,100	4,224.11	0.00
QUINBY, DAVID	06-052	141,000	43,000	20,000	164,000	1,984.40	0.00
QUINBY, KIPP M	06-046-C	37,800	67,700	0	105,500	1,276.55	0.00
QUINBY, TRENT D.	06-046-B	102,400	40,800	20,000	123,200	1,490.72	0.00
QUINN TAILLON SUPPLEMENT NEEDS TRUST	13-017	51,600	35,800	0	87,400	1,057.54	10.67
QUINN TAILLON SUPPLEMENTAL NEEDS TRUST	13-028	199,900	79,600	0	279,500	3,381.95	73.84
RAMOS, HEIDI A	06-059-3	130,100	48,800	0	178,900	2,164.69	0.00
RANDOLPH, JOHN J.	08-080	177,600	209,000	20,000	366,600	4,435.86	6,260.83
RANKIN, BRIAN	07-031	44,800	44,600	20,000	69,400	839.74	9,207.13
READ, CHARLES S.	04-005-01	307,600	348,400	20,000	636,000	7,695.60	0.00
REED, HANLEY COLLEEN	04-016	159,500	45,100	20,000	184,600	2,233.66	0.00
REED, LEWIS C JR	04-007	73,400	42,100	0	115,500	1,397.55	0.00
REICHGOTT, MICHAEL A.	04-005-04	270,700	231,600	20,000	482,300	5,835.83	12,014.75
REIMAN, DON JR.	07-076-04	99,900	75,900	20,000	155,800	1,885.18	1,931.87
REMICK, JAMES N.	06-004	97,300	54,800	20,000	132,100	1,598.41	0.00
RHOADES,STEPHEN	09-046	215,900	166,900	0	382,800	4,631.88	0.00
RICE, SUSAN	02-037-A	255,500	43,400	20,000	278,900	3,374.69	0.00
RICHARDSON, ELIAZBETH J.	12-025	2,800	21,800	0	24,600	297.66	0.00
RICHARDSON, ELIZABETH JONES	11-014	0	21,000	0	21,000	254.10	0.00
RICHARDSON, OWEN S	11-013	0	95,700	0	95,700	1,157.97	0.00
RICHARDSON, OWEN S	10-031	0	24,400	0	24,400	295.24	0.00
RIDEOUT, SHARON A.	07-044-07-"O N"	45,900	0	20,000	25,900	313.39	0.00
RING, CHARLES E.	08-042	27,500	39,500	26,000	41,000	496.10	508.39
RITTENBERG, ANN M	02-012-07	0	76,000	0	76,000	919.60	0.00
RITTENBERG, ANN M	02-012-05	611,500	289,600	0	901,100	10,903.31	0.00
ROBBINS, DEWEY & DALE	07-007A-ON-1	16,100	0	0	16,100	194.81	97.16
ROBBINS, ISAAC	06-064-1	139,000	170,900	20,000	289,900	3,507.79	0.00
ROBBINS, PETER D.	06-064	171,700	107,800	20,000	259,500	3,139.95	0.00
ROBBINS, TRAVIS G	07-032-E	4,600	39,000	20,000	23,600	285.56	0.00
ROBERTSON, DENNIS B.	02-038-B	261,900	67,100	0	329,000	3,980.90	0.00
ROBERTSON, FERNALD W.	08-014	0	214,200	0	214,200	2,591.82	0.00
ROBERTSON, FERNALD W.	08-051	0	78,200	0	78,200	946.22	0.00
ROBINSON, ANN ELIZABETH	06-039	110,500	65,900	0	176,400	2,134.44	0.00
ROBINSON, THEODORE J	05-083-B	0	50,100	0	50,100	606.21	0.00
ROBINSON, THEODORE J.	05-084	110,600	40,900	20,000	131,500	1,591.15	0.00

Owner	Map Lot	Building	Land	Exempt	RE Billable	Original	Current
RODGERS, DARRYL M	08-050-3	303,700	98,000	20,000	381,700	4,618.57	2,683.42
ROLO, ARTHUR HEIRS OF	07-040	21,300	40,700	26,000	36,000	435.60	0.00
ROONEY, FRED M.	07-005-1-A	0	119,400	0	119,400	1,444.74	0.00
ROSE, JERRY J.	13-039	142,100	76,500	20,000	198,600	2,403.06	0.00
ROWLES, STEPHEN T.	08-063	92,800	46,000	0	138,800	1,679.48	0.00
ROY, LINWOOD J. ROY, BETTY A.	05-101	218,000	51,200	20,000	249,200	3,015.32	0.00
ROY, SHERI	05-082	75,700	58,800	20,000	114,500	1,385.45	0.00
RYAN, MICHAEL J.	12-003-A	206,500	147,500	0	354,000	4,283.40	0.00
RYAN, PATRICK L.	05-058	10,600	29,000	0	39,600	479.16	0.00
RYLANDS, MARY A.	12-002	105,800	55,200	20,000	141,000	1,706.10	0.00
SALMAN, RONALD B.	03-046	53,800	74,000	20,000	107,800	1,304.38	0.00
SALMAN, RONALD B.	05-001-A	0	9,800	0	9,800	118.58	0.00
SALMAN, RONALD B.	03-051	0	97,600	0	97,600	1,180.96	0.00
SALMAN, TRISTAN	03-051-A-3	24,100	37,300	0	61,400	742.94	0.00
SALMAN, TRISTAN	03-051-D	6,700	28,800	0	35,500	429.55	0.00
SAMPERI, MICHAEL J	08-072	130,300	37,700	0	168,000	2,032.80	0.00
SANBORN, GAYLOR	04-003	0	53,800	0	53,800	650.98	0.00
SANBORN, GAYLOR	04-004	143,500	197,000	0	340,500	4,120.05	0.00
SAPIEN, HECTOR D.	12-014	114,500	53,000	20,000	147,500	1,784.75	0.00
SAPIO, JOHN	07-010-01	0	34,700	0	34,700	419.87	0.00
SARGENT, ROBERT	09-047	236,800	57,700	20,000	274,500	3,321.45	0.00
SASS, ERIC	11-055	186,300	77,000	0	263,300	3,185.93	0.00
SAUNDERS, NICHOLAS G	07-010-03	285,700	54,100	0	339,800	4,111.58	0.00
SBA GC TOWERS, LLC	02-010-ON	145,400	0	0	145,400	1,759.34	1,802.91
SCANLAN, LESLIE C	03-036	201,900	124,000	0	325,900	3,943.39	0.00
SCHADE, KRISTINA E	08-087	16,000	55,700	0	71,700	867.57	0.00
SCHIRMER, PHILIPS S.	01-19C-1	6,900	42,500	0	49,400	597.74	0.00
SCHMITT, ELIZABETH ANN	10-003	0	275,400	0	275,400	3,332.34	0.00
SCHNEIDER, ERICH V. B.	10-024-A	180,200	529,100	0	709,300	8,582.53	0.00
SCHNEIDER, GARDINER L.	10-024	273,300	247,700	26,000	495,000	5,989.50	0.00
SCHOETTLE, TIMOTHY W	09-024-A	0	24,000	0	24,000	290.40	0.00
SCHOETTLE, TIMOTHY W.	09-019	490,600	673,500	0	1,164,100	14,085.61	0.00
SCHROTH, PATRICIA & ANNE - TRUSTEES	13-014-A	355,600	606,600	0	962,200	11,642.62	0.00
SCHROTH, VALERIE	12-038	0	200,800	0	200,800	2,429.68	2,489.86
SCHULZ, MARCUS W.	07-021-1	0	21,700	0	21,700	262.57	287.05
SCHWENZ, MITCHELL OLIVER & CHARLES W	12-021	138,600	55,200	0	193,800	2,344.98	0.00
SCIENTIFIC GAMES INTERNATIONAL INC		0	0	0	0	6.05	6.20
SCOPINICH, JOAN G.	13-032	109,000	166,100	0	275,100	3,328.71	0.00
SCOTT, BENJAMIN L	10-009	91,700	82,700	0	174,400	2,110.24	0.00
SCOTT, BENJAMIN L.	04-001	0	11,200	0	11,200	135.52	0.00
SCOTT, BENJAMIN L.	04-001-2	0	14,000	0	14,000	169.40	0.00
SEAVEY, DARRELL	11-021	22,000	607,300	0	629,300	7,614.53	7,803.12
SEDGWICK STORAGE, LLC	05-088A	38,600	30,900	0	69,500	840.95	0.00
SENER, KENNETH L.	05-026	198,600	76,700	26,000	249,300	3,016.53	0.00
SEXTON, DORRANCE	01-005-A	833,600	608,900	20,000	1,422,500	17,212.25	0.00
SEXTON, DORRANCE JR	01-003	0	5,300	0	5,300	64.13	0.00



Owner	Map Lot	Building	Land	Exempt	RE Billable	Original	Current
SEXTON, DORRANCE, JR	01-008-A	0	31,200	0	31,200	377.52	0.00
SHEAHAN, MICHAEL	06-046-H	253,800	53,500	20,000	287,300	3,476.33	0.00
SHERMAN, MANDI JANE	03-038	0	3,400	0	3,400	41.14	0.00
SHERWIN, RICHARD N.	05-057-1	0	23,600	0	23,600	285.56	0.00
SHICH, BERNARD N.	02-012-08	0	101,500	0	101,500	1,228.15	0.00
SHUPP, ERICA A.	03-042	45,200	52,500	0	97,700	1,182.17	0.00
SHUPP, FRANKLIN R.	03-042-A	300	41,400	0	41,700	504.57	0.00
SIBLEY, MARGARET	04-024	0	35,400	0	35,400	428.34	0.00
SIMMONS FAMILY HOMESTEAD TRUST	11-008	165,500	76,500	0	242,000	2,928.20	0.00
SIMMONS, DAVID F	03-018	0	35,700	0	35,700	431.97	0.00
SIMMONS, DAVID F	10-006	0	76,700	0	76,700	928.07	0.00
SIMMONS, DAVID F	10-001-B	180,600	239,000	20,000	399,600	4,835.16	0.00
SIMMONS, GERALD C.	06-022-A	237,700	276,700	0	514,400	6,224.24	0.00
SIMMONS, VIRGINIA S.	03-009	99,400	44,000	26,000	117,400	1,420.54	0.00
SIMON, WILLIAM	08-052	0	177,900	0	177,900	2,152.59	0.00
SIMONDS, DAVID H.	10-027-B	655,700	455,800	20,000	1,091,500	13,207.15	0.00
SINGELIS, NIKOS D.	04-005-02	0	280,200	0	280,200	3,390.42	0.00
SIVIGNY, EYLEEN	07-062	151,500	75,800	20,000	207,300	2,508.33	0.00
SLAGLE, LOIS A.	04-005-07	216,700	247,900	0	464,600	5,621.66	0.00
SMITH, JILL A.	04-008-A	35,400	46,700	0	82,100	993.41	0.00
SMITH, JILL A.	05-042	146,400	45,800	20,000	172,200	2,083.62	0.00
SMITH, NELLIE THE ESTATE OF	04-007-B	0	108,100	0	108,100	1,308.01	0.00
SMITH, NELLIE, THE ESTATE OF	04-008	159,400	250,500	0	409,900	4,959.79	0.00
SMITH, VICTOR L.	04-009	116,500	53,900	26,000	144,400	1,747.24	0.00
SMITH, WILLIAM J	02-004-C	186,000	49,000	0	235,000	2,843.50	0.00
SMITH, WILLIAM J	02-004-A	0	28,200	0	28,200	341.22	0.00
SMITH, WILLIAM J	02-005	85,900	39,100	0	125,000	1,512.50	0.00
SMITH, WILLIAM J	02-004-B	0	28,100	0	28,100	340.01	0.00
SNELL, MATHEW A	07-046	93,100	39,000	0	132,100	1,598.41	0.00
SNOW COVE SANCTUARY, LLC	04-001-1-06	0	30,500	0	30,500	369.05	0.00
SNOW COVE SANCTUARY, LLC	04-001-1-10	0	30,300	0	30,300	366.63	0.00
SNOW COVE SANCTUARY, LLC	04-001-1-04	0	31,100	0	31,100	376.31	0.00
SNOW COVE SANCTUARY, LLC	04-001-1-12	0	28,300	0	28,300	342.43	0.00
SNOW COVE SANCTUARY, LLC	04-001-1-05	0	30,700	0	30,700	371.47	0.00
SNOW COVE SANCTUARY, LLC	04-001-1-11	0	30,900	0	30,900	373.89	0.00
SNOW COVE SANCTUARY, LLC	04-001-1-09	0	30,200	0	30,200	365.42	0.00
SNOW COVE SANCTUARY, LLC	04-001-1-03	0	31,300	0	31,300	378.73	0.00
SNOW COVE SANCTUARY, LLC	04-001-1-08	0	30,500	0	30,500	369.05	0.00
SNOW COVE SANCTUARY, LLC	04-001-1-07	0	30,500	0	30,500	369.05	0.00
SNOW, BARRY	04-015-1	0	23,000	0	23,000	278.30	0.00
SNOW, BARRY L.	04-015	0	48,600	0	48,600	588.06	0.00
SNOW, DONALD	06-002	0	337,500	0	337,500	4,083.75	0.00
SNOW, HEATHER L.	04-015-2	134,600	48,400	0	183,000	2,214.30	0.00
SNOW, MELISSA	01-029	0	2,100	0	2,100	25.41	11.31
SNOW, MELISSA	01-030	0	20,000	0	20,000	242.00	247.99
SNOW, SANDRA	08-001	52,000	45,100	20,000	77,100	932.91	0.00
SNOW, SHAWN	04-014	27,100	49,100	0	76,200	922.02	0.00
SNOW, SHAWN P.	04-014-1	8,500	37,300	0	45,800	554.18	0.00
SNOW, TANYA H.	04-013	56,300	40,000	20,000	76,300	923.23	0.00

Owner	Map Lot	Building	Land	Exempt	RE Billable	Original	Current
SNOW, VIRGINIA	05-079	0	12,300	0	12,300	148.83	0.00
SNOWDEN, ALLAYNE	04-003-C	0	26,600	0	26,600	321.86	0.00
SNYDER, DAVID	09-058	59,400	33,900	20,000	73,300	886.93	0.00
SPANGLER, COLLEEN , TRUSTEE	11-028	312,500	422,800	0	735,300	8,897.13	0.00
SPEER, ROBERT ELLIOT	02-033	80,800	200,200	20,000	261,000	3,158.10	0.00
STANLEY TRAIL LLC	01-038	36,500	160,000	0	196,500	2,377.65	0.00
STANLEY, GORDON R.	01-039	44,900	136,200	0	181,100	2,191.31	0.00
STANLEY, JANET B.	04-012	0	3,000	0	3,000	36.30	0.00
STARKEY, GERADA T	02-009-3	0	74,200	0	74,200	897.82	0.00
STARKEY, GERADA T.	09-035	305,000	69,300	0	374,300	4,529.03	0.00
STAVINOHAN, DENNIS W	11-046	210,500	320,000	0	530,500	6,419.05	0.00
STEARNS, DONALD L	07-059	69,600	61,500	0	131,100	1,586.31	0.00
STEEPLECHASE PROPERTIES LLC	09-014	160,700	27,700	0	188,400	2,279.64	2,336.10
STEPHENSON, J. GREGG	10-004	73,900	386,900	0	460,800	5,575.68	0.00
STERRITT, MARK A.	10-015	83,600	92,800	0	176,400	2,134.44	0.00
STEVENS, BETSY J.	08-052-3A	0	22,500	0	22,500	272.25	0.00
STEWART, DIANE A	07-065 2/3int	0	55,200	0	55,200	667.92	0.00
STEWART, DIANE A. (1/2 INT)	03-059 1/2int	0	20,300	0	20,300	245.63	0.00
STEWART, GORDON W	10-023	97,800	384,300	0	482,100	5,833.41	0.00
STOREY, JAMES	13-021	253,800	271,500	0	525,300	6,356.13	6,513.55
STORMS, CHERYL B	06-015	23,300	32,300	0	55,600	672.76	0.00
STOUCH, BRUCE C	11-061	572,600	575,900	0	1,148,500	13,896.85	0.00
STOUCH, BRUCE C.	11-053	370,900	116,000	0	486,900	5,891.49	0.00
STRONG, ALBERT W. JR.	07-021-2	92,100	49,500	0	141,600	1,713.36	1,755.80
STURTEVANT, PETER	02-020	28,400	209,800	0	238,200	2,882.22	0.00
SULLIVAN, MARK J	06-055	24,100	35,200	0	59,300	717.53	0.00
SUMNER, GEORGE R.	13-011-1	0	38,300	0	38,300	463.43	0.00
SWEETLAND, WILLIAM A.	08-019-6	99,700	47,000	20,000	126,700	1,533.07	0.00
TAPLEY, PAMELA	07-032-B	20,600	39,200	20,000	39,800	481.58	393.33
TAYLOR, REVOCABLE TRUST	01-001	199,100	919,000	0	1,118,100	13,529.01	0.00
TAYLOR, RICHARD C.	07-018	62,400	39,200	0	101,600	1,229.36	0.89
TENNEY, KEITH	06-065	75,500	198,800	20,000	254,300	3,077.03	0.00
TENNEY, KEITH MCBLAIR	06-068-1	0	44,000	0	44,000	532.40	0.00
TENNEY, KEITH MCBLAIR	06-068	70,800	61,500	0	132,300	1,600.83	0.00
THE CATALPA TRUST	09-024	95,000	448,200	0	543,200	6,572.72	0.00
THELWELL, BENJAMIN	06-084	0	103,200	0	103,200	1,248.72	0.00
THELWELL, BENJAMIN	06-086	146,900	184,800	0	331,700	4,013.57	0.00
THEOHARDIS, STEPHEN	07-023-A	0	2,800	0	2,800	33.88	34.72
THEOHARDIS, STEVEN	07-029	9,300	22,500	0	31,800	384.78	808.40
THEOHARDIS, STEVEN	07-028	400	42,200	0	42,600	515.46	1,079.68
THEOHARDIS, STEVEN	06-080	0	4,200	0	4,200	50.82	52.08
THOMPSON, JOSEPH	08-079	114,000	51,800	0	165,800	2,006.18	0.00
THONER, SHARON	02-029-1	192,400	120,800	0	313,200	3,789.72	0.00
THONER, STEPHEN	04-006	36,800	45,900	0	82,700	1,000.67	0.00
THONER, STEPHEN A	09-038	80,800	57,200	0	138,000	1,669.80	1,711.16
THONER, STEPHEN A.	05-104-D	317,900	76,400	0	394,300	4,771.03	9,913.55
THORPE, LEE A.	07-076-01	0	49,800	0	49,800	602.58	0.00
THORPE, LEE A.	07-076-02	0	49,400	0	49,400	597.74	0.00
TILLOTSON, MAURA	01-020-1	89,800	45,900	0	135,700	1,641.97	0.00

Owner	Map Lot	Building	Land	Exempt	RE Billable	Original	Current
TIMEPAYMENT CORP		0	0	0	0	233.53	0.00
TOBEY, MATTHEW D.	01-022-1	85,000	48,800	0	133,800	1,618.98	0.00
TOBEY, STEPHEN L.	10-018	101,700	81,400	26,000	157,100	1,900.91	0.00
TOBEY, STEPHEN L.	01-022	0	25,800	0	25,800	312.18	0.00
TOGHER, DORRIEN	05-098-A	0	25,300	0	25,300	306.13	0.00
TORREY, HARRY L.	13-048	71,700	67,300	26,000	113,000	1,367.30	998.51
TORREY, SAMUEL E	08-038	84,600	44,800	0	129,400	1,565.74	0.00
TORREY, SAMUEL E.	13-048-A	90,500	29,800	20,000	100,300	1,213.63	0.00
TOWNSEND, ROBERTA	11-024	1,000	279,200	0	280,200	3,390.42	0.00
TOZIER, RICHARD C.	05-055	32,300	34,900	26,000	41,200	498.52	0.00
TRIPP, BRIAN K	11-063	75,700	317,900	0	393,600	4,762.56	0.00
TRIPP, BRIAN K	11-064-A	253,100	76,300	20,000	309,400	3,743.74	0.00
TROLLINGER, ANN ET. ALS	02-003	50,400	198,800	0	249,200	3,015.32	0.00
TROWBRIDGE, CLINTON W. ET ALS	05-096	234,000	52,900	20,000	266,900	3,229.49	0.00
TROWBRIDGE, PAUL	03-044	299,700	144,800	20,000	424,500	5,136.45	0.00
TROWBRIDGE, PAUL	03-058	0	5,300	0	5,300	64.13	0.00
TRUE, ELIZABETH A.	06-066A	164,400	47,100	20,000	191,500	2,317.15	0.00
TURCHECK, JOSEPH EDWARD	01-032	0	28,100	0	28,100	340.01	0.00
TURNER, BRUCE A.	06-017	26,100	41,900	20,000	48,000	580.80	257.89
TUTTLE, FRANCIS.	06-028-A	34,300	46,400	0	80,700	976.47	0.00
URBAN, BRYANT	02-054	0	6,100	0	6,100	73.81	75.64
URBAN, CHLOE FAITH	02-050	0	12,100	0	12,100	146.41	150.04
URBAN, CHLOE FAITH	02-052-A	0	5,400	0	5,400	65.34	66.96
URBAN, PHILIP W.	02-009	0	10,600	0	10,600	128.26	0.00
URBAN, PHILIP W.	02-049	162,300	43,500	20,000	185,800	2,248.18	0.00
URBAN, PHILIP W. & SUSAN JENKINS		0	0	0	0	13.31	42.22
VALDEZ, JOSE A.,II	07-058	78,600	55,500	0	134,100	1,622.61	0.00
VANEMMERIK, BRIAN P.	10-027	193,100	124,200	20,000	297,300	3,597.33	0.00
VARNUM, CODY F.	05-103	87,200	44,800	20,000	112,000	1,355.20	0.00
VARNUM, DONALD	05-003	0	6,100	0	6,100	73.81	0.00
VARNUM, HORACE C.	13-056	174,100	69,900	20,000	224,000	2,710.40	746.83
VARNUM, RANDY	05-019-A	157,400	49,000	20,000	186,400	2,255.44	4,047.21
VARNUM, ROYCE F.	13-057	82,500	63,900	20,000	126,400	1,529.44	0.00
VARNUM, ROYCE F.	04-034-1	21,500	34,100	0	55,600	672.76	0.00
VAUGHN, ANDREW	05-018A	0	27,000	0	27,000	326.70	0.00
VAUGHN, ANDREW G	05-057	0	23,800	0	23,800	287.98	0.00
VEAZIE, MICHAEL J	08-044	57,200	36,800	0	94,000	1,137.40	0.00
VON SKAL, STEPHANIE	07-021-3	150,300	44,000	0	194,300	2,351.03	0.00
WAHKA AWEPI LLC	02-015-A	222,500	319,300	0	541,800	6,555.78	0.00
WAHKA AWEPI, LLC	02-028-1	0	25,900	0	25,900	313.39	0.00
WAHKA AWEPI, LLC	02-030	0	154,000	0	154,000	1,863.40	0.00
WAITE, PARKER R.	12-019	106,300	53,600	20,000	139,900	1,692.79	0.00
WALKENHORST, JOHN	09-036	189,000	40,900	0	229,900	2,781.79	0.00
WALPORT, SHEILA	13-006	228,300	65,700	0	294,000	3,557.40	3,636.10
WANBERG, RICHARD E.	06-083	152,700	173,900	26,000	300,600	3,637.26	0.00
WARDWELL JR, HORACE W.	11-018-1	99,900	41,100	0	141,000	1,706.10	0.00
WARDWELL, BLAINE ALAN	10-001-A	85,700	53,800	20,000	119,500	1,445.95	0.00
WARDWELL, HORACE	03-066	0	132,000	0	132,000	1,597.20	0.00
WARDWELL, HORACE	11-018	108,000	42,200	0	150,200	1,817.42	0.00

Owner	Map Lot	Building	Land	Exempt	RE Billable	Original	Current
WARDWELL, HORACE	10-014	87,100	105,000	0	192,100	2,324.41	0.00
WARDWELL, HORACE	04-020	0	56,200	0	56,200	680.02	0.00
WARDWELL, HORACE	10-025-ON	78,000	0	0	78,000	943.80	0.00
WARDWELL, HORACE	10-026	41,700	18,400	0	60,100	727.21	0.00
WARDWELL, HORACE W. JR.	02-044	0	49,200	0	49,200	595.32	0.00
WARDWELL, HORACE W. JR.	11-020	0	268,500	0	268,500	3,248.85	0.00
WARDWELL, HORACE W. JR.	10-025	127,900	73,800	20,000	181,700	2,198.57	0.00
WARDWELL, HORACE W. JR.	11-023	30,400	601,900	0	632,300	7,650.83	0.00
WARDWELL, SYLVIA C.	09-011	105,900	57,500	20,000	143,400	1,735.14	0.00
WARREN, SANDRA J.	07-032-C	37,600	36,600	20,000	54,200	655.82	0.00
WASHBURN, PETER D.	10-022	97,300	351,800	0	449,100	5,434.11	0.00
WASOWICZ, NATHANIEL	03-043-A	53,300	41,300	0	94,600	1,144.66	1,173.01
WASOWICZ, RICHARD P.	03-043	186,500	84,700	20,000	251,200	3,039.52	0.00
WATERMAN, STANTON E.	01-013	0	37,900	0	37,900	458.59	19.11
WATSON, JOHN NOEL & WATSON, LYNDRA MOON	07-044-08-"O N"	35,600	0	0	35,600	430.76	903.65
WEBB, BENJAMIN H	09-044	185,500	93,500	20,000	259,000	3,133.90	0.00
WEBB, DAVID	03-035	173,400	221,800	20,000	375,200	4,539.92	0.00
WEBB, DAVID	02-036	0	21,300	0	21,300	257.73	0.00
WEBB, DAVID	03-031	41,500	98,500	0	140,000	1,694.00	0.00
WEBB, DAVID	03-031-1	0	2,700	0	2,700	32.67	0.00
WEBB, DAVID	02-021-1	0	22,500	0	22,500	272.25	0.00
WEBB, DAVID	03-022	0	22,500	0	22,500	272.25	0.00
WEBB, DAVID (50% INT)	08-073	0	16,200	0	16,200	196.02	0.00
WEBB, DAVID E	01-020	0	58,100	0	58,100	703.01	0.00
WEBB, DAVID E.	03-008	10,600	15,000	0	25,600	309.76	0.00
WEBB, EMILY	09-027	64,000	34,800	20,000	78,800	953.48	0.00
WEBB, JOHN	03-024	0	10,800	0	10,800	130.68	0.00
WEBB, JOHN	10-012-A	78,000	586,000	26,000	638,000	7,719.80	0.00
WEBB, DAVID E	03-031C	0	2,000	0	2,000	24.20	0.00
WEBB, DAVID E	03-024-A	0	2,700	0	2,700	32.67	0.00
WEBSTER, FRANCES R.	11-057	130,900	97,300	0	228,200	2,761.22	0.00
WEBSTER, ROBERT	06-010	0	3,000	0	3,000	36.30	47.81
WEDGWOOD, STEPHEN H. ET AL	09-056	0	789,400	0	789,400	9,551.74	9,128.05
WEED, CLINTON J.	04-021	215,100	46,200	0	261,300	3,161.73	23,312.68
WEED, DANNY	05-104	228,000	70,600	20,000	278,600	3,371.06	0.00
WEHRWEIN, JOSHUA M.	13-002-A	93,700	53,800	20,000	127,500	1,542.75	0.00
WEINSTEIN, THERESE DUPUIS	06-049-1	0	21,300	0	21,300	257.73	0.00
WENTZEL, THOMAS M.	07-076-08	0	50,600	0	50,600	612.26	0.00
WESCOTT, JANET	03-010-D	45,400	56,000	20,000	81,400	984.94	0.00
WESTFALL, SCOTT	08-019-3	37,800	47,600	20,000	65,400	791.34	0.00
WHELAN, SHARI A.	03-063-C	158,900	36,500	0	195,400	2,364.34	0.00
WIESING, BRENT	07-081	251,300	40,300	20,000	271,600	3,286.36	0.00
WILDER, DIANA LOGAN OTT	01-004	296,000	604,000	0	900,000	10,890.00	0.00
WILLIAMS, HANNAH R.	08-067-A	0	27,600	0	27,600	333.96	342.23
WILLIAMS, S. JANET	11-020-1	148,000	118,000	20,000	246,000	2,976.60	0.00
WILLIAMSON, GAIL H.	11-047	250,900	329,000	0	579,900	7,016.79	0.00
WILSON, JOEL	02-011	0	121,000	0	121,000	1,464.10	0.00

Owner	Map Lot	Building	Land	Exempt	RE Billable	Original	Current
WINCHENBACH, KENNETH	03-063-B	180,400	50,000	20,000	210,400	2,545.84	0.00
WINCHESTER, ASHLEIGH N	07-055	83,600	47,800	0	131,400	1,589.94	0.00
WINEGARDEN, SCOTT W	05-022	187,100	54,500	0	241,600	2,923.36	0.00
WINEGARDEN, SCOTT W	05-020-A	22,000	31,200	0	53,200	643.72	0.00
WISNIOSKI, JUDITH B.	06-043	0	45,500	0	45,500	550.55	0.00
WITTING, KRISTIN L.	07-010-09	0	129,400	0	129,400	1,565.74	0.00
WITTING, KRISTIN L.	07-010-07	210,600	165,700	0	376,300	4,553.23	0.00
WOOD SR., JAMES	13-058	19,300	32,000	0	51,300	620.73	564.72
WOOD, DENNIS J. JR	07-035	116,500	99,600	0	216,100	2,614.81	0.00
WOOD, DENNIS J.	07-030	0	200	0	200	2.42	0.00
WOOD, DENNIS J.	07-035-1	139,400	55,400	0	194,800	2,357.08	0.00
WOOD, DENNIS J.	05-004	0	15,800	0	15,800	191.18	0.00
WOOD, DENNIS J.	05-031	0	2,700	0	2,700	32.67	0.00
WOOD, DENNIS J.	07-015	0	33,800	0	33,800	408.98	0.00
WOOD, DENNIS J. JR	08-034	0	39,700	0	39,700	480.37	0.00
WOOD, DENNIS JAMES SR	07-034	0	42,700	0	42,700	516.67	0.00
WOOD, DIANA	09-045-D	0	89,400	0	89,400	1,081.74	0.00
WOOD, DIANA	09-045-B	40,600	290,500	0	331,100	4,006.31	0.00
WOOD, DIANA	09-045	0	523,000	0	523,000	6,328.30	1,080.85
WOOD, DIANA	03-017	0	63,300	0	63,300	765.93	0.00
WOOD, JAMIE R	11-025	0	179,200	0	179,200	2,168.32	0.00
WOOD, JONATHAN	13-002	357,500	53,200	0	410,700	4,969.47	0.00
WOODARD, AMY	07-010-08	257,600	180,600	20,000	418,200	5,060.22	0.00
WOODWARD PROPERTIES, LLC	05-088	222,700	54,500	0	277,200	3,354.12	0.00
WOODWARD, CHRISTOPHER	08-055-3	100,600	67,700	0	168,300	2,036.43	0.00
WOODWARD, JON D	13-040-A	294,600	264,100	20,000	538,700	6,518.27	0.00
WOODWARD, JON D.	05-097	1,200	38,500	0	39,700	480.37	0.00
WOODWARD, PETER	13-040-B	240,700	83,200	20,000	303,900	3,677.19	0.00
WOODWARD, PETER	13-040	0	29,700	0	29,700	359.37	0.00
WOODWARD, TOBEY J.	08-065	187,300	59,700	20,000	227,000	2,746.70	0.00
WOODWARD, TOBEY J.	08-064	36,400	800	0	37,200	450.12	0.00
WORTH, STEPHEN M.	01-031	178,100	45,500	0	223,600	2,705.56	0.00
YOUNG, QUENTIN O.	08-076	132,000	62,000	20,000	174,000	2,105.40	0.00
YOUNG, RAMONA	06-069	89,800	38,000	20,000	107,800	1,304.38	0.00
YURCHICK, BAREN M.	05-011-A	196,200	64,000	20,000	240,200	2,906.42	0.00
YURCHICK, SOPHIE H	07-049-1	162,100	46,400	20,000	188,500	2,280.85	0.00

**TOWN CLERK'S REPORT**  
**January 1, 2018 – December 31, 2018**

Elections:           Town Meeting, March 2 & 3, 2018  
                          Special Town Meeting, April 12, 2018  
                          Primary & Referendum Election, June 12, 2018  
                          General & Referendum Election, November 6, 2018

Vital Statistics:   Births                 4  
                          Deaths                11  
                          Marriages             6

Dog Licenses:     Males/Females        11  
                          Spayed/Neutered     86  
                          Kennels               0

By state law, all dogs over six months old must be licensed. The fee is \$11. With proof of neutering or spaying, the fee is \$6. A current Maine state rabies certificate must be shown at the time of licensing. Licenses for the new year are available by Oct. 15. A late fee is charged, as required by the state, after Jan. 31.

2018 Mooring Permits:   69 resident renewals  
                                  12 non-resident renewals

Inland Fisheries and Wildlife, 2018 licenses:

Hunting/Fishing Combination	9
Hunting	8
Fishing/ Res. & Non-Res.	10
Archery/Expanded Archery	2
Coyote	2
Bear Permit	1
Junior Hunting	2
Turkey	1
Duck	1
Saltwater Reg.	3

Respectfully submitted,  
Cynthia Reilly, Clerk

School enrollment as of October 1, 2018: K-8 96, Bay School 11, Adams School 2, home-schooled 5, High School 57, home-schooled 4.  
Sedgwick population: 2010 1,196; 2000 1,102; 1990 795.

## Report of the Code Enforcement Officer 2018

In August of 2018 a change occurred in the Code Enforcement Department from the previous officer Duane Ford to a new officer Frank Tracy.

Mr. Ford served the community for almost 14 years in the capacity of Code Enforcement Officer (CEO) and later as Local Plumbing Inspector (LPI). He saw and worked with many changes during his term that resulted in better service being provided in the positions. Well-deserved thanks are due to him for his work and fortitude in the very difficult position of enforcing the Town's rules, statutes and ordinances, which at times can be very hard to do. Thank you Duane.

The new officer, Frank Tracy, will continue this work as code enforcement officer and local plumbing inspector, and try to add additional service quality to the department. To further that objective, the following information is presented:

1. **Office hours** are from 1 p.m. to 6 p.m. on Thursdays, weather permitting. Check the town website for updates and additional information.
2. If you are building, adding an addition or doing construction of any type, a **Building Notification** permit is required. Please check with the office before proceeding.
3. Any work in the **Shoreland Zone** requires a conference with the CEO before starting to assure that all requirements and permits are issued in order to avoid the possibility of fines and costly re-establishment to the original site.
4. Any **commercial activity** usually requires a Site Plan Review, again check before proceeding.

The town has numerous ordinances that can affect what one is trying to accomplish. It is best to inquire before starting a project to be sure what you are going to need.

The CEO is available in the office to review ordinances, permits and answer any other questions concerning the town. Some questions can be answered over the phone. Do not depend on the use of email, it is not the best way to contact the office due to the unreliability of the service. A phone call or a personal visit is always welcomed.

The CEO/LPI will be working closely with the Board of Selectmen and the Planning Board to facilitate the town's operations. Thank you.

Frank Tracy, Code Enforcement Officer, Local Plumbing Inspector

*Note: Mr. Tracy is also serving as the LPI for the Town of Sedgwick. For any septic or plumbing projects, please contact him before starting. The phone number for the town office is (207) 359-2275; cell phone for Mr. Tracy is (207) 478-7756.*



## **Sedgwick Planning Board Report January 2019**

The Sedgwick Planning Board is made up of a group of your neighbors with a variety of backgrounds, skills and knowledge. Together, we work to inform and assist citizens and organizations in navigating our Town's various ordinances, and provide help with planning and development concerns.

The board endeavors to handle all planning business with equality, transparency and consistency. We continue to clarify and streamline the process of presenting business before the planning board.

In 2018 our Town bid farewell to our long-time code enforcement officer Duane Ford, who for many years was instrumental in assisting the board in myriad ways. He will be greatly missed. We wish to welcome Mr. Frank Tracy as our new CEO, and are very happy to have him on board as move ahead into 2019.

The planning board is interested in hearing from our neighbors. What do we wish for economic development in our town? What are our concerns about new development? How do we feel about proposed changes to our ordinances? As a board, we serve the citizens of the town, and are always looking for their guidance and input.

Planning Board meetings occur on the second Tuesday of each month at 7:00 p.m. at the Town Office. Meetings are lively, open, and all are encouraged to attend.

Respectfully submitted,  
Michael Rossney, Acting Chairman  
David Carter      Peter Neill III      Peter Atherton  
Dick Doane      Andy Bowes      Danny Weed

## **Sedgwick Volunteer Fire Department January 2019**

During the year 2018, the Sedgwick Volunteer Fire Department responded to the following incidents:

<b>#</b>	<b>Type</b>	<b>Hours</b>
3	Structure Fires	110
1	Vehicle Fire	9
20	Motor Vehicle Accidents	348
5	Fire Alarms	32
2	Agency Assists	8
15	Trees/Wires Down	103
4	Grass/Woods Fires	77
1	Chimney Fire	6
2	Agency Assist	8



	<b>Mutual Aid</b>		
	<b>Blue Hill</b>		
	2	Brush Fires	23
	2	Standby	13
	1	Structure Fire	16
	1	Electrical Fire	5
	<b>Brooksville</b>		
	1	Chimney Fire	20
	2	Brush Fires	37
	<b>Deer Isle</b>		
	1	Structure Fire	30
	1	Standby	24
	<b>Surry</b>		
	1	Structure Fire	16
	<b>Brooklin</b>		
	1	Station Coverage	10
	1	False Alarm	11
	2	Structure Fires	81
	<b>Stonington</b>		
	<u>1</u>	Standby	<u>8</u>
Totals	70		995

The Sedgwick Volunteer Fire Department had a very busy year in 2018. Our volunteer firefighters responded to 70 incidents for a total of 995 hours. Our volunteers also spent 1,270 hours in training in 2018. Training covered a wide variety of subjects including structural fire attack, Basic Firefighting, emergency vehicle operations, extrication, SCBA, cold water rescue and pumper operations. Our muster team won the Maine State Federation of Firefighters Annual Convention Muster after training for several months. A vast amount of time has also been spent in regular monthly meetings, committee meetings, Hancock County Firefighters Association meetings, fund raising, fire prevention activities and work sessions.

Due to the outstanding support of the people of Sedgwick, we completed the purchase of new SCBA cylinders to replace the 20 cylinders that had reached the end of their 15-year service life. By law, these cylinders had to be removed from service permanently after 15 years. At \$850 each, this was an expensive project that needed to be accomplished.

In March, two of us, along with two members of the Deer Isle Fire Department, traveled to Meyersdale, Pennsylvania to pick up the new Sedgwick Engine 3 and the new Deer Isle Engine 3. Although not identical twins, the two trucks are very close. We spent the next couple of weeks training with and outfitting the truck. We are very pleased with the truck. It will serve the department well for the next 30 years.

After responding to several incidents this spring with our Engine 1 (1977 Chevrolet mini pumper) and having various mechanical problems, we decided to re-purpose the old Engine 3 that the new pumper replaced and sell Engine 1 instead. We feel that the advantages of keeping the old Engine 3 outweighed the disadvantages.

Keeping the old Engine 3 gives us an extra 1,000 gallons of water, a water supply pumper or an engine with extrication equipment for motor vehicle accidents. The town sold Engine 1 to the Surry Fire Department for \$2,000. The proceeds from the sale were added to the Fire Department Capital Reserve account.

The department wishes to thank the residents, town officials and taxpayers for your continued support. Your support is essential to the future of the department. We continue to strive to be the best we can be.

Remember, to reach any emergency services for the Town of Sedgwick, you must dial **911**. The enhanced 911 system gives dispatchers the exact location an emergency call is coming from, thus saving emergency responders critical time by providing better directions to the emergency. If you are calling from a cell phone, the location of the emergency is not pinpointed. You must give the dispatcher the best directions possible. **Dial 911 for any emergency.** It is also very important to have your house number where it is visible to emergency responders. If you have any questions regarding house numbers, please feel free to call the department.

Due to the severe weather events in recent years, we urge all the residents of Sedgwick to be prepared for extended loss of power as well as loss of phone service. Residents should have sufficient food and water to last up to a week. Check on your neighbor. If you know of someone that needs some sort of assistance, contact a member of the fire department or the town office. We can't help anyone that needs assistance if we don't know that they need help. A battery powered radio is essential to receive bulletins and updates on the situation. Be careful with backup heat sources as well as portable generators. **Be prepared.**

Fire safety needs to be practiced in each and every home. Smoke detectors should be located on each level of your home. Check and test them regularly. Clean them and replace the batteries twice a year. Develop home fire drills, preplan your escape routes and practice them regularly. Establish a safe meeting place outside the building. If you have any questions regarding fire safety, contact the fire department.

Adequate access to your property is essential for the fire department or other emergency services. Please maintain a vegetation free buffer of at least 20 feet of width and 15 feet in height. This allows our vehicles room to access your property in case of a fire or other emergency.

Open burning permits are only available at Eggemoggin Country Store, 359-2125. **It is necessary to call well in advance** to make sure someone is available to write the permit. Remember, you must have a permit to engage in any outdoor burning.

I wish to thank all our volunteer firefighters for their dedicated service to the Town of Sedgwick. Our firefighters give a tremendous amount of time and many times risk their lives to protect our citizens and property. Our firefighters do their job for the pride and satisfaction of providing a great service to our town. They are a very dedicated group of people. We are lucky to have them!

Anyone interested in joining the department is welcome to attend our regular monthly meeting the first Monday of the month at 7:30 p.m. at the North Sedgwick station on the Sedgwick Ridge Road or contact any member of the department for more information.

Respectfully submitted,  
David A. Carter, Chief

## BLUE HILL PUBLIC LIBRARY

### Municipal report for 2018

In 2018 the Blue Hill Library continued to be a community gathering place, a common ground for residents and visitors of the entire Blue Hill Peninsula.

#### In 2018 BHPL:

- Welcomed 131,019 patron visits; although a decrease from the 2017 highest ever total of 135,336, the 2018 total is the second highest visitation total in our history. The library averaged 435 visits each business day and issued 625 new library cards.
- Loaned 91,593 items (books, audiobooks, movies, etc).
- Provided 7,040 downloads of digital content, (e-audiobooks, e-books & sessions on Mango Languages), while Freegal, BHPL's free digital music service, provided patrons with 13,781 titles. Digital library use continued to be a growing part of the library's offerings.
- Answered 2,657 reference questions. In addition, library staff and volunteers provided 2,041 technology help sessions to patrons.
- Hosted 23,407 WiFi sessions and 8,917 sessions on our in-house computers and tablets.
- Sponsored 646 cultural programs that attracted 10,703 attendees. Of these cultural programs, 366 were geared towards adults with 6,317 attendees, and 280 youth programs were enjoyed by 4,386 children, teenagers, and caregivers.
- Was also the site for 492 community-sponsored events (lectures, movies, meetings, etc.) with an estimated attendance of 5,848. Combining Library-Sponsored and Community-Sponsored events, BHPL proudly provided a gathering place for 1,138 events and 16,551 attendees.

The Blue Hill Public Library (BHPL), an independent 501(c) 3 organization, is open 55 hours weekly, served by a staff equivalent to 7.5 full-time employees (3 full-time plus 16 part-time) and is important "social infrastructure" for the Blue Hill Peninsula. It has a backup power generator to help during extended power outages and is one of the only non-commercial afterschool gathering places for area students.

**About library funding:** The 2019 BHPL operating budget is \$572,000. For every dollar the library spends, 83 cents comes from non-tax-based sources. 85% of overall expenditures are local, within 50 miles of the library, most on the Blue Hill Peninsula. Funding from municipalities is requested from Blue Hill and Peninsula towns that do not have a full-service library of their own, as defined by the Maine State Library: Penobscot, Sedgwick and Surry.

Thank you for using and supporting the Blue Hill Public Library. It is our honor to serve you.

Rich Boulet  
Library Director

**PENINSULA AMBULANCE CORPS  
Report to the Towns 2018**

This year Peninsula Ambulance Corps (PAC) turned 50 years old! That longevity is due to the dedication of staff and management and also to the steadfast support of our town governments and those many private citizens who respond to our appeal every year. Thank you all!

It was also the year in which the Town of Surry selected Peninsula Ambulance to service their entire town, adding the Northwestern half to our coverage area.

We hired a new manager, Alan Henschke, and promoted our long-serving Paramedic/Administrative Assistant, Theresa Cousins, to EMS Coordinator. The management team is currently reorganizing our business model to improve efficiency and match our staffing model with call volume patterns. This will increase the availability of ambulances to serve the community.

We are proud of our five full-time and 27 part-time staff – the Paramedics and EMTs who make the program work. We continue to provide staff with continuing education for federal and state mandated classes. Our employees like their jobs and provide real benefit to the communities we serve.

We replaced our 2010 ambulance this year. It was unlikely to give another full year of reliable service but, given its low resale value, we kept it for intermittent service and backup. The cost to maintain and insure at that level is remarkably reasonable and means that it is available for service as a local backup if one of the primary units is on a long transport or being serviced. It also provides scheduled service for events like football games and the Blue Hill Fair. In sum, it is another valuable tool in a program to provide better service and improve the bottom line at the same time.

Our largest customers remain Medicare (federal government) and Medicaid/MaineCare (state government). Together, they represent 71% of our billing. However, for every \$1 of that billing, we are paid only \$0.70 at best. Medicaid reimbursements are often less than 50%. This accounts for most of our operating deficit. The remaining shortfall is the result of running a service in a large territory with a small population.

Call volume-the basis upon which we are reimbursed-was 1078, an increase of 10 calls from 2017. Totals by towns are given in the chart below. Inter-hospital patient transports, which were 39% of call volume, are also included in call totals. We identified another 69 calls (all non-emergency) which we could have completed if we had had proper staffing. By improving staff coverage in the second half of this year, we have already experienced a reduction in the denial of calls. This increase also improves our income and our ability to provide services to all residents of the Greater Blue Hill Peninsula.

**2018 Calls by Town**

Blue Hill	543	Penobscot	76
Brooklin	42	Sedgwick	91
Brooksville	54	Surry	78
Castine	99	Other Towns	92

We decrease our deficit in three ways: with the support of our town governments, by individual donations to our annual appeal, and by using volunteer board members to accomplish administrative and fund-raising tasks.

This year we are asking for \$18.50 for the operating budget and \$4.43 for the ambulance reserve fund. Next year, in addition to increasing our call volume, we will be further invigorating our annual campaign.

Staff and ambulances are the visible aspects of PAC, but community loyalty and the funds provided by the towns are its lifeblood. Our annual appeal to the public provides an essential and remarkably consistent source of support, but we must rely to the greatest extent on the common sense of town governments and citizens to understand the necessity for an ambulance service, and that, if we don't hang together and make it work, no one else will.

Thank you for your support.

## **SEDGWICK ELEMENTARY SCHOOL**

### **Principal's Report 2019**

It is my pleasure to serve as principal in such a wonderful, community-based school sharing my values to Respect Yourself, Respect Others, and Respect Our School. It has been my privilege to get to know so many dedicated teachers at Sedgwick Elementary School this year. They work diligently to meet the needs of our community's most valuable resource, our children. The close community-based school has so many wonderful things going for it; our fitness trail, a greenhouse, the gym, the exceeding spirit of our children. I love working with your children!

We are so grateful to all of the individuals and groups that support all the children in our school; especially, but not limited to the efforts of the Thursday Club, the PTF (Parent, Teacher, Friends), the School Committee, our visiting librarians, our volunteers, and all of the involved parents and grandparents. We couldn't do as much as we do without you.

We are also very grateful to all the hard work the teachers and support staff put in to help our students in all areas of the school. Many work long hours, after school, weekends, and during the summer to make sure our school is a great place for our students. Many times these unsung heroes don't get enough recognition for all the big and little things that they do that allows the school to run smoothly.

In order to have a consistent behavior program, we have all been working on a positive discipline program which many families report they have carried into their homes as well. We generally tell the children what to do instead of what not to do: "please walk", instead of "don't run", etc. We also are working hard to use a common language and ask children if their behavior is safe, kind, respectful, or responsible. If not, then they are to change their behavior (sometimes with our help).

The instructional literacy approach that was started 18 months ago is starting to truly pay off with greater learning for our younger students. Just listen to our young ones read this year! Amazing! As part of our long-range plan, this approach and strategies are being implemented into the older classes well. We look forward to our reading and literacy skills soaring in future years.

Our students have shown strong growth in Science. With the strong background that the fourth through eighth grade, Science teachers gave the students, this remains a strength in our program. Our teachers love of Science imparts that passion to the students.

As part of our long-range instructional plan, we have started to delve into the Math curriculum and identify our strengths and needs. We have mapped out our scope and sequence so that it is a stronger year-to-year approach. Now we are looking at all the most effective ways to engage our students to be stronger mathematicians with hands-on projects, real world problem solving, and increased focus on some basic operations. We look forward to these efforts truly paying off over the years to come.

Along with over twenty-five years in education, as administrator, Special and regular education teacher, entrepreneur, and school builder in other states, I also have an MBA. More importantly, I like to save money everywhere I can and only spend taxpayers' money where it is going to be most effective. I am always looking for places we can avoid waste and optimize our tight budget. In the years to come I will be



working toward improving where and how we are most effectively investing your tax dollars into our precious future – our students.

I look forward to continuing to work with the entire Sedgwick community to make our school the most truly welcoming community asset it can be. Please feel free to come chat at the school, by phone 359-5002, or by email [afaurot@sedgwicksschool.org](mailto:afaurot@sedgwicksschool.org). I have enjoyed getting to know many community members, and look forward to working with more and more of you.

Respectfully yours,  
Andrea Faurot, Principal

**SCHOOL UNION 76  
Superintendent's Town Report  
January 17, 2019**

In my third year as your superintendent it is my pleasure to be sharing another Superintendent's Report with the citizens of Sedgwick. I continue to be impressed with the care and concern that the people of Sedgwick share with me for our school and students. Please know that your care and concern along with the multiple events held at our school for members of our community and for our students helps reinforce the sense of community that our students and staff feel each and every day. Thanks go to our parents, guardians and community members for all of your efforts at supporting our students, staff and school! Thanks also for your support of our school's 2018-2019 budget, which was higher than originally planned because of funding reductions from the state. Your support demonstrates a true commitment to educating the next generation in the Town of Sedgwick.

Over the past year, the Union 76 Office continued to listen, discuss and work with the community and selectmen on issues and needs affecting our school and community. It has been most rewarding for me to see some of these efforts build a bond of trust between School Union 76 and the Town of Sedgwick. Efforts to share staff, materials and equipment, discuss budget needs and take into consideration current and future Town needs will hopefully continue to build trust and make us stronger and better together! A stronger sense of shared responsibility will allow us to put more of School Union 76's focus on making Sedgwick Elementary School the best place of learning that it can be!

Presently and in the years ahead we are asking our staff to adjust, change and improve some classroom practices, instructional strategies, along with each classroom's academic focus in Reading, Writing and Math. We will need our teachers and staff to break down and concentrate more on our academic results, which currently show that our students are not demonstrating the success they need and that we know they can achieve. We must find, use and develop "Best Practice" instructional strategies to help increase student focus, understanding and ownership of their learning. We must do this while at the same time creating more hands-on, interest-based learning lessons and units to increase student excitement and involvement within their learning. Why do we need to do this? Because the world of the 21<sup>st</sup> Century is the most competitive that it



has ever been! Why do we need to do this? Because our school's academic results are not where our students and school need them to be for the world of tomorrow!

Our school's academic results over the last three testing periods (Spring 2016, Spring 2017, Spring 2018) have resulted in greater oversight and support from the Maine Department of Education. We will combine this additional professional development support with the professional development and planning already in place for Literacy to also work on improving our students' skills and results in Math and Writing. This combined approach will give our staff the best opportunity to improve their instructional skills while at the same time helping improve our students' skills and overall success. We have much more to do to be the school our students must have.

The 2019-2020 proposed budget will support student learning and growth at our school and is asking our voters for an overall educational tax increase of 2.08%. To keep our increase at 2.08% we are using the remaining funds (\$13,163) from a Pre-school fundraising account and \$25,000 from balance-forward funds. During the upcoming year, as we look at our school's future building needs, we will begin planning for a bond package to complete the past due, much needed work on the physical plant called Sedgwick Elementary School. Our school has had almost three decades of strong, shared-use by our community and it is time for many of our systems and outside needs to be updated. The multiple issues we are now having with heating and water systems along with wear and tear on both the inside and on the outside building and grounds will need the future support of our town so that they will be top notch for the decades to come.

I want to thank the staff of Sedgwick Elementary School for their positive efforts in support of our students, parents, guardians and community. Besides our students, our staff is the key ingredient in learning at our school. I also need to take a moment to thank Ms. Faurot, our new principal, who was hired last Spring to lead our school in redeveloping, adapting and improving our staff's and school's instructional expertise. Ms. Faurot is working with our staff and other Union 76 administrators to move us forward with new opportunities for improved learning at our school.

Our greatest resource at Sedgwick Elementary School is our kids! I always feel fortunate when I get to spend part of a day visiting our school to experience their love of life and learning, along with their kindness and respect. When I visit I also get to see a committed, hard working and thoughtful staff who cares about our kids. We are fortunate to have them all!

Christian M. Elkington  
Union 76 Superintendent

### **Sedgwick School 2018-2019**

<b>School Committee</b>	<b>Term Expires</b>
Susan Ford, Chairman	2021
Michele Levesque	2020
Elizabeth True	2021
Martha Siebert	2019
Sommer Anderson	2019

### Administrative Staff

Christian M. Elkington	Superintendent of Schools	\$26,395
Kathleen Glennon	Special Services Director	20,604
Andrea Fautot	Teaching Principal (.6)	47,400
Rhonda Eaton	Superintendent's Assistant	\$21.35/hr.
Amy Billings	Payroll Clerk	17.75/hr.
Tiffany Dauk	Special Services Secretary	18.25/hr.
Whitney Brown	Receptionist	14.50/hr.

### Teaching Staff

Kate Haskell	Pre-K	\$41,144
Vanessa Carter	K/1	37,002
Kristy Astbury	Grade 2	34,334
Susan Reilly	Grade 3	33,667
Jessica Valdez	Grade 4/5	35,668
Dolphin Thalhauser	Grade 7/8	37,203
Beverly Hawkins	Grade 7/8	38,272
Andrea Fautot	Special Education	31,600
Wendy Leach	Special Education	42,338
Brian Adams	Grade 6	39,890
Dwayne Carter	Physical Education (.4)	22,647
Elizabeth Kyzer	Band (.4)	12,609
Amy Kyzer	Performing Arts (.3)	10,694
Jenna Billings	School Nurse (.4)	14,267
Sarah Doremus	Art (.4)	14,667
Beverly Smith	Title 1 Remedial Reading	44,077
Benjamin Thelwell	Guidance Counselor (.6)	22,601
Carla Magoon	Tech Consultant (Stipend)	5,340
Rhonda Haskell	Speech Therapy (.5)	42,132

### Educational Support Personnel

Barbara Allen	Special Ed. Tech.	7.5 hr/day	\$18.90/hr
Barbara Dow	Library Coordinator	6 hr/day	14.92/hr
Aaron Grindal	Special Ed. Tech.	6 hr/day	15.62/hr
Sarah Duffy	Assistant Cook	6 hr/day	12.80/hr
Christine McLaughlin	Special Ed. Tech.	7.5 hr/day	13.45/hr
Abigail Cousins	Special Ed. Tech.	7.5 hr/day	12.21/hr
Lynette Grindle	Secretary	8 hr/day	19.33/hr
Rosemarie Kane	Head Cook	6 hr/day	23.96/hr
Darryl Rodgers	Asst. Custodian	4 hr/day	13.66/hr
Janelle Ciomei	Regular Ed. Tech.	7.5 hr/day	12.65/hr
Wallace Collins	Custodian	4 hr/day	15.84/hr
Michelle Helweg	Special Ed. Tech.	7.5 hr/day	13.42/hr

**2018-2019 Sedgwick Pupil Enrollment**

Pre-K	12
Kindergarten	7
Grade 1	8
Grade 2	9
Grade 3	10
Grade 4	9
Grade 5	7
Grade 6	10
Grade 7	10
Grade 8	<u>10</u>
<b>Total</b>	<b>92</b>

Deer Isle-Stonington High School	7
George Stevens Academy	41
Blue Hill Harbor School	5
Bucksport High School	2
Ellsworth High School	<u>4</u>
<b>Total</b>	<b>59</b>

**GEORGE STEVENS ACADEMY  
Annual Report to the Community**

Since 1803, when known as the Blue Hill Academy, George Stevens Academy has served the citizens of the Blue Hill peninsula. Our task today is to take what is best from that proud tradition, and meld it with what is new and innovative, in order to provide our students with the most useful education possible. We are able to use our heritage as a town academy, a school run as an independent school but enrolling all who live in our sending towns, to create the best educational program possible.

Our curriculum continues to be expansive, and we offer courses for all abilities and goals, whether those be to enter the work force directly after high school, or continue in a college or university. In the past year we have added classes in digital fabrication, advanced marine science research and eleventh grade English with extra supports.

<b><u>GSA Enrollment</u></b>	<b><u>Boys</u></b>	<b><u>Girls</u></b>	<b><u>Enrollment by Sending Towns and Other</u></b>
Grade 9	42	38	Blue Hill 119, Brooklin 24, Brooksville
Grade 10	40	42	27, Castine 14, Cranberry Isles 1, Dedham
Grade 11	47	30	1, Fletcher’s Landing Twp. 1, Hancock 1,
Grade 12	<u>36</u>	<u>41</u>	Orland 14, Otis 2, Penobscot 20, Sedgwick
	165	151	40, Surry 23, Boarding 26, Private Pay 3.

**Governance – Board of Trustees**

Samantha Politte *Chair*, Blue Hill

Jeffrey Allen ’79, Blue Hill

Mary Tyler Knowles, *Vice Chair*, Blue Hill  
James Markos, *Treasurer*, Blue Hill  
Phyllis Taylor, *Clerk*, Blue Hill  
Michael McMillen, Brooksville  
Sally Mills '85, Blue Hill  
John Richardson, Blue Hill  
Katrina Parson (Honorary) Blue Hill

Michael Astbury '03, Blue Hill  
James Crawford, Blue Hill  
Deborah Ludlow '79, Blue Hill  
Lin Parker, Penobscot  
Brendon Reay, Blue Hill  
Zoe Tenney '93, Sedgwick  
Jon Woodward, '66, Sedgwick

### **Administration**

Timothy J. Seeley, Head of School  
Libby Rosemeier, Asst. Head of School  
Todd Eckenfelder, Dean of Students  
Larry Gray, Athletics Director  
Frederick Heilner, Business Manager  
Michael Foster, Admissions

Liffey Thorpe, Campaign Communications  
David Stearns, Curriculum  
Rada Starkey, Development  
Katy Rinehart, College & Career Counsel.  
Elizabeth Moss, Residential Life  
Mark Messer, Communications

It is an exciting time at the school. GSA does excellent work now, but there is much we can do to become even better, to serve our students now, and to prepare them for the changing world ahead, whatever their post GSA plans. We are continuing our program and facilities planning to correct long-standing issues and set GSA up for the next few decades with a first rate campus and programming, looking at all we do to be sure we are making the best use of the resources we have, and forming plans to get the resources we need. Our goal is to be an exemplary school in all ways, take advantage of where we are, and of communities we are a part of. We welcome support from community members. If you are interested in getting involved with our school, please contact us at 374-2808, or see us on Facebook.

### **Finances**

The State has set the maximum tuition rate for FY19 at \$11,759.07. Our operating budget is \$5,609,000. We depend on a strong fund-raising effort to meet our expenses. In FY18 \$534,000 was raised in unrestricted and restricted funds. Our ability to offer programs and services not funded by state tuition is a distinct advantage of an independent school.

The Annual Fund is successful thanks to the many, generous contributions of GSA's alumni, parents and friends. In FY 18, more than 700 donors contributed to this community school.

For up-to-date information about GSA, our programs, and what's happening on campus, visit our Website at [www.georgesteveacademy.org](http://www.georgesteveacademy.org). Thank you!

Timothy J. Seeley  
Head of School

TOWN MEETING MARCH 3, 2017  
\*Special Town Meeting April 28, 2017  
Fiscal Year 2018 Appropriations

Articles	Raise	Surplus	Reserve
3/5*	Public Access	200.00	35,000
4	Town Records	5,000.00	
7	County Tax	92,174.85	
12	Town Office Repair	1,500.00	
13	Town Office	5,000.00	
15	Town House Improvement	500.00	
16	Town House	500.00	
18	Town Dock	5,000.00	
19	Town Roads & Bridges	40,000.00	
21/6*	Snow	204,000.00	
22	Tarring	50,000.00	
23	Streetlights	2,500.00	
24	Sludge Disposal	6,000.00	6,000.00
25	Animal Control	7,200.00	
26	Transfer Station	105,470.00	
27	Administration	170,000.00	
28	General Assistance	8,000.00	6,000.00
34	Legal Fees	200.00	
35	Emergency Management	75.00	
36	HCRC	2,500.72	
37	Road Signs	250.00	
38	Fire Protection	47,600.00	
40	Fire Equipment Reserve	10,000.00	20,000.00
41	Fire Truck Chassis		150,000.00
42	Forest Fire Fighting		1,000.00
43	Veterans Graves		3,500.00
44	Walker Pond		20,000.00
68	PAC	19,650.00	
66	WHCA	5,027.00	
67	WIC/Downeast Health	840.00	
69	Hanc. Cty Homecare & Hospice	2,000.00	
70	Hospice Volunteers of Han. Co.	1,000.00	
72	Eastern Area on Aging	1,300.00	
73	YMCA	1,750.00	
74	Nichols Day Camp	2,500.00	
75	Sargentville Library	600.00	
76	Sedgwick Library	500.00	
77	Downeast Transportation	350.00	
78	MCMH Prescriptions	1,100.00	
79	Community Health & Counseling	300.00	
80	Blue Hill Library	3,696.00	
81	Lifeflight	598.00	
84	Health Equity Alliance	200.00	
82	Maine Public	100.00	
83	Child and Family Opp.	500.00	
<b>Total municipal, raise</b>		<b>\$805,481.57</b>	<b>Surplus \$56,700.00</b>
54	EPS	1,311,000.00	
55	In Excess of EPS	848,562.00	
57	Food Service	26,679.00	
62	School Maint. Reserve		31,000.00

Total school, raise \$2,186,241.00.00 plus \$214,460.00 grants, subsidies, etc. \$216,000.00 reserve  
 Total municipal \$1,047,181.57 Total school \$2,400,641.00  
 Total \$3,447,822.57 (Total to raise \$2,991,722.57)

**Town of Sedgwick  
 CUSTOM SUMMARY REPORT  
 July 1, 2017-June 30, 2018**

<b>Expense</b>		
<b>911/RCC</b>		
Hancock County RCC/911	1,914.14	
911/RCC	<u>663.78</u>	
<b>Total 911/RCC</b>		<b>2,577.92</b>
<b>Abatement</b>		
Dana Giuntini	<u>80.38</u>	
<b>Total Abatement6</b>		<b>80.38</b>
<b>Administration</b>		
Adobe Systems	19.99	
Amazon	9.99	
American Flags	60.27	
Andy Bowes	21.00	
Ballot Clerks	1,655.50	
Bar Harbor Bank & Trust Co.	40.00	
Barbara Grindle	14,000.04	
Ben Astbury	9,000.00	
Bob Publicover	2,602.15	
Colby Pert	5,442.83	
Cons. Communications	718.30	
Corrine Pert	5.00	
Cynthia Reilly	28,587.50	
David Carter	200.00	
Deanne Grimmig	230.00	
Duane Ford	7,334.37	
EBS	12.33	
Elizabeth Gray	18,707.62	
Fairpoint Communications	1,188.89	
Grand Summit	211.86	
Han. Co. Reg. Deeds	2,069.32	
Hancock County Plan. Comm.	1,250.00	
Harris	3,542.53	
Hartford Life	86.00	

James Wadman	11,849.50	
Marks Printing	37.00	
Mia Strong	25.00	
Michael Rossney	200.00	
Michael Sheahan	8,000.00	
MMA	19,789.30	
MMTCTA	60.00	
MTCCA	25.00	
NADA	25.00	
Nancy Boothby	15.00	
NC Ink	224.85	
Norton Anti Virus	73.84	
Pam McFarland	15.00	
Patricia Egan	79.00	
Paul Carter	480.00	
Penobscot Bay Press	353.15	
Percy Brown & Son, Inc.	240.00	
Peter Atherton	133.00	
Peter Neill III	200.00	
Price Digests	99.97	
Quill	99.47	
Rachel McFarland	15.00	
Richard Doane	144.00	
RJD	7,790.00	
Robert Jones	133.50	
Robert Publicover	33.50	
S-K Forms	145.39	
S.J. Rollins	2,600.00	
Safeguard	1,013.09	
Sedgwick EFTPS	9,070.24	
Snowman Printing	1,095.80	
Treasurer, State of ME	406.90	
USPS	3,457.48	
Victor Smith	56.00	
Viking	5.31	
Wanda Astbury	150.00	
WB Mason	1,519.86	
Webworks Downeast	<u>525.85</u>	
<b>Total Administration</b>		<b>167,190.53</b>
<b>Animal Control</b>		
Allan Van Reijssen	627.50	
Debbie Ciomei	571.92	



MACA	50.00	
Small Animal Clinic	336.00	
Symbol Arts	<u>72.85</u>	
<b>Total Animal Control</b>		<b>1,658.31</b>
<b>Civil Preparedness Officer</b>		
Royce Varnum	<u>75.00</u>	
<b>Total Civil Preparedness</b>		<b>75.00</b>
<b>Clearing</b>		
Animal Control	321.00	
H/F	1,169.25	
I/F	12,586.85	
M/V	103,232.69	
Overpay	<u>16.00</u>	
<b>Total Clearing</b>		<b>117,325.79</b>
<b>County Tax</b>		
Hancock County Treasurer	<u>92,174.85</u>	
<b>Total County Tax</b>		<b>92,174.85</b>
<b>Donations</b>		
Blue Hill Library	3,696.00	
Blue Hill Society for Aid to Children	2,500.00	
Child & Family Opportunities	500.00	
Community Health & Counseling	300.00	
DownEast Health/WIC	840.00	
Downeast Transportation	350.00	
Downeast YMCA	1,750.00	
Eastern Area on Aging	1,300.00	
Hancock County Homecare	2,000.00	
Health Equity Alliance	200.00	
Hospice of Hancock County	1,000.00	
Lifeflight	598.00	
Maine Coast Memorial Hospital	1,100.00	
MPBN	100.00	
Peninsula Ambulance Corp.	19,650.00	
Sargentville Library	600.00	
Sedgwick Library	500.00	
WHCA	<u>5,027.00</u>	
<b>Total Donations</b>		<b>42,011.00</b>

<b>Education</b>		
Camden National Bank	2,555,890.56	
Emera	<u>244.66</u>	
<b>Total Education</b>		<b>2,556.135.22</b>
<b>Excise-M/V</b>		
Town of Blue Hill	<u>57.60</u>	
<b>Total Excise-M/V</b>		<b>57.60</b>
<b>Fees</b>		
Cynthia Reilly	1,374.48	
Elizabeth Gray	<u>5,172.00</u>	
<b>Total Fees</b>		<b>6,546.48</b>
<b>Fire Equipment Reserve</b>		
Four Guys Fire Trucks	<u>230,465.00</u>	
<b>Total Fire Equipment Reserve</b>		<b>230,465.00</b>
<b>Fire Protection</b>		
4 Guys	622.00	
Andy Bowes	84.39	
Billings Engines	330.00	
Blue Hill Disposal	180.00	
Blue Hill Laundry	190.00	
Brown's Communications	3,767.44	
C & G Grocers	372.72	
Central ME Fire Attack School	750.00	
Clarence Allen	600.00	
Colwell Diesel	2,610.44	
Cons. Communications	640.35	
David Carter	8,065.05	
Drew Allen	1,625.00	
EBS	48.73	
ECS	800.08	
Ellsworth Chainsaw	16.73	
Emera	1,576.15	
Fairpoint Communications	1,275.63	
Fire Tech & Safety	2,375.00	
Industrial Prot. Services LLC	3,539.00	
M.E. Astbury	66.00	
McVay's Garage	212.00	
MDI Hospital & Health Ctr.	241.00	
ME Fire Chiefs Assoc.	92.00	

Memorial Ambulance Corp.	70.00	
Morris Fire	224.40	
NAPA	540.67	
Paul Gallo	85.00	
Penny's Custom Embroidery	25.00	
Reliance	6,122.45	
Robert Gray & Co. Inc.	269.18	
Royce Varnum	600.00	
Sedgwick Vol. Firemen's Assoc.	3,446.97	
South Street Service	906.64	
Viking	593.92	
Wanda Astbury	483.17	
Wardwell Oil	<u>3,721.63</u>	
<b>Total Fire Protection</b>		<b>47,168.74</b>
<b>General Assistance</b>		
Acadia Burial & Cremation Direct	785.00	
Bar Harbor Bank & Trust Co.	550.00	
Chris Wright	334.00	
Community Pharmacy	614.37	
David Webb	750.00	
Direct Cremation	785.00	
Emera	3,879.82	
Gary's Fuel	238.48	
Gross Gas	76.00	
Heanssler Oil	276.00	
Jordan Fernald Funeral Home	785.00	
Kathy Emerton	300.00	
Kevin Poland	315.00	
Lisa Cole	200.00	
Mary Owen	600.00	
Michael Veazie	50.00	
Phoebe Torrey	2,550.00	
Phyllis Johnson	5,493.00	
RiteAid	317.88	
Robert Gray & Co.	1,240.37	
South Street Service	100.00	
Terry Pert	2,200.00	
Tradewinds	12,196.83	
Viking	<u>1,231.98</u>	
<b>Total General Assistance</b>		<b>35,868.73</b>

<b>Legal</b>		
Patterson Law Office	<u>1,449.00</u>	
<b>Total Legal</b>		<b>1,449.00</b>
<b>Plumbing</b>		
DEP	30.00	
Duane Ford	2,017.50	
Treasurer, State of ME	<u>777.50</u>	
<b>Total Plumbing</b>		<b>2,825.00</b>
<b>Property Tax Overpay</b>		<b>459.75</b>
<b>Public Access</b>		
EBS	1,985.00	
Paul Carter	42,400.00	
Treasurer, State of ME	<u>75.00</u>	
<b>Total Public Access</b>		<b>44,460.00</b>
<b>Road Signs/911</b>		
White Signs	<u>319.72</u>	
<b>Total Road Signs/911</b>		<b>319.72</b>
<b>Roads</b>		
Cabin Gardens	1,600.00	
EBS	2,519.00	
Nick Gray	360.00	
Paul Carter	35,115.00	
TJW Field & Forest	550.00	
White Signs	<u>463.31</u>	
<b>Total Roads</b>		<b>40,607.31</b>
<b>Sludge</b>		
Martha Brill	187.02	
Percy Brown & Son, Inc.	1,410.00	
Robert Gray & Co, Inc	7,507.08	
Robert Ivano	150.00	
Snow's Plumbing & Heating	<u>360.00</u>	
<b>Total Sludge</b>		<b>9,614.10</b>
<b>Snow</b>		
Morton Salt	17,004.41	
Webb's Excavating	<u>186,995.61</u>	
<b>Total Snow</b>		<b>204,000.02</b>

<b>State Share</b>		
Treasurer, State of ME	<u>203.40</u>	
<b>Total State Share</b>		<b>203.40</b>
<b>Streetlights</b>		
Emera	<u>2,011.14</u>	
<b>Total Streetlights</b>		<b>2,011.14</b>
<b>Tarring</b>		
Pavement Management	2,024.99	
Vaughn Thibodeau, Inc.	<u>40,199.76</u>	
<b>Total Tarring</b>		<b>42,199.76</b>
<b>Town Dock</b>		
Bill Grant	700.00	
Bowden & Son Disposal	336.00	
Colby Pert	300.00	
John Fasaak	40.00	
Leslie Schneider	60.00	
Percy Brown & Son Inc.	840.00	
Richard Holk	40.00	
Snowman Printing	263.51	
TJW Field & Forest	150.00	
USPS	<u>39.54</u>	
<b>Total Town Dock</b>		<b>2,769.05</b>
<b>Town House</b>		
Emera	188.68	
Kermit Allen, Jr	230.00	
Paul Gallo	65.00	
Percy Brown & Son	<u>80.73</u>	
<b>Total Town House</b>		<b>564.41</b>
<b>Town Office</b>		
EBS	26.75	
Emera	1,251.05	
Kermit Allen Jr.	620.00	
Morris Fire	35.00	
Robert Gray & Co. Inc.	65.00	
Sherry Nevells	530.00	
TJW Field & Forest	175.00	
Tradewinds	7.98	
Viking	122.96	

Wanda Astbury	150.00	
Wardwell Oil	2,559.87	
WB Mason	27.99	
Town Office-other	<u>125.75</u>	
<b>Total Town Office</b>		<b>5,697.35</b>
<b>Town Office Repairs</b>		
Paul Gallo	<u>241.20</u>	
<b>Town Office Repairs</b>		<b>241.20</b>
<b>Town Records</b>		
Arno Werner, Bookbinder	<u>6,300.00</u>	
<b>Total Town Records</b>		<b>6,300.00</b>
<b>Transfer Station</b>		
Town of Blue Hill	<u>105,470.00</u>	
<b>Total Transfer Station</b>		<b>105,470.00</b>
<b>Veterans Graves</b>		
Camp Stream Cem.	70.00	
Forest Home Cem.	540.00	
Gray Family	20.00	
Oak Hill Cem.	20.00	
Pine Grove Cem.	550.00	
Rural Cem.	1,440.00	
Settler's Rest Cem.	60.00	
World of Flags	<u>212.16</u>	
<b>Total Veterans Graves</b>		<b>2,912.16</b>
<b>Walker Pond Access</b>		
Paul Carter	5,650.00	
Pavement Management	750.84	
Rod Chapman	100.00	
Sedgwick-Brooksville Town Landing	<u>20,000.00</u>	
<b>Total Walker Pond Access</b>		<b><u>26,500.84</u></b>
<b>Total Expense</b>		<b>3,798,019.25</b>

# James W. Wadman

---

**CERTIFIED PUBLIC ACCOUNTANT**

James W. Wadman, C.P.A.  
Ronald C. Bean, C.P.A.  
Kellie M. Bowden, C.P.A.  
Wanese L. Lynch, C.P.A.  
Amy E. Atherton, C.P.A.

## *INDEPENDENT AUDITOR'S REPORT*

Members of the Board of Selectmen  
Town of Sedgwick  
Sedgwick, ME 04676

### *Report on the Financial Statements*

We have audited the accompanying financial statements of the governmental activities, each major fund and the aggregate remaining fund information of the Town of Sedgwick, Maine (the Town) as of and for the fiscal year ended June 30, 2018, including the related notes to the financial statements, which collectively comprise the Town's basic financial statements as listed in the table of contents.

### *Management's Responsibility for the Financial Statements*

Management is responsible for the preparation and fair presentation of these financial statements in accordance with accounting principles generally accepted in the United States of America; this includes the design, implementation, and maintenance of internal control relevant to the preparation and fair presentation of financial statements that are free from material misstatement, whether due to fraud or error.

### *Auditor's Responsibility*

Our responsibility is to express opinions on these financial statements based on our audit. We conducted our audit in accordance with auditing standards generally accepted in the United States of America. Those standards require that we plan and perform the audit to obtain reasonable assurance about whether the financial statements are free from material misstatement.

An audit involves performing procedures to obtain audit evidence about the amounts and disclosures in the financial statements. The procedures selected depend on the auditor's judgment, including the assessment of the risks of material misstatement of the financial statements, whether due to fraud or error. In making those risk assessments, the auditor considers internal control relevant to the entity's preparation and fair presentation of the financial statements in order to design audit procedures that are appropriate in the circumstances, but not for the purpose of expressing an opinion on the effectiveness of the entity's internal control. Accordingly, we express no such opinion. An audit also includes evaluating the appropriateness of accounting policies used and the reasonableness of significant accounting estimates made by management, as well as evaluating the overall presentation of the financial statements.

We believe that the audit evidence we have obtained is sufficient and appropriate to provide a basis for our audit opinions.

### *Opinions*

In our opinion, the financial statements referred to above present fairly, in all material respects, the respective financial position of the governmental activities, each major fund and the aggregate remaining fund information of the Town of Sedgwick, Maine as of June 30, 2018, and the respective changes in financial position for the year then ended in accordance with accounting principles generally accepted in the United States of America.



***Required Supplementary Information***

Accounting principles generally accepted in the United States of America require that the management’s discussion and analysis, budgetary comparison information, schedule of proportionate share of net pension liability, and schedule of employer contributions on pages 3 through 6, and 23 through 26, respectively, be presented to supplement the basic financial statements. Such information, although not a part of the basic financial statements, is required by the Governmental Accounting Standards Board, who considers it to be an essential part of financial reporting for placing the basic financial statements in an appropriate operational, economic, or historical context. We have applied certain limited procedures to the required supplementary information in accordance with auditing standards generally accepted in the United States of America, which consisted of inquiries of management about the methods of preparing the information and comparing the information for consistency with management’s responses to our inquiries, the basic financial statements, and other knowledge we obtained during our audit of the basic financial statements. We do not express an opinion or provide any assurance on the information because the limited procedures do not provide us with sufficient evidence to express an opinion or provide any assurance.

***Supplementary Information***

Our audit was conducted for the purpose of forming opinions on the financial statements that collectively comprise the Town of Sedgwick, Maine’s basic financial statements. The supplementary information is presented for purposes of additional analysis and are not a required part of the basic financial statements. The schedule of expenditures of federal awards is presented for purposes of additional analysis as required by the State of Maine, and is also not a required part of the basic financial statements.

The schedule of expenditures of federal awards and supplementary information are the responsibility of management and were derived from and relate directly to the underlying accounting and other records used to prepare the basic financial statements. Such information has been subjected to the auditing procedures applied in the audit of the basic financial statements and certain additional procedures, including comparing and reconciling such information directly to the underlying accounting and other records used to prepare the basic financial statements or to the basic financial statements themselves, and other additional procedures in accordance with auditing standards generally accepted in the United States of America. In our opinion, the schedule of expenditures of federal awards and supplementary information are fairly stated in all material respects in relation to the basic financial statements as a whole.

Respectfully Submitted,

***James W. Wadman, C.P.A.***

James W. Wadman, C.P.A.  
February 19, 2019

**TOWN OF SEDGWICK, MAINE**  
**STATEMENT OF NET POSITION**  
**JUNE 30, 2018**

(Exhibit I)

	<u>Assets &amp; Deferred Outflows</u>	<u>Governmental Activities</u>
<u>Assets</u>		
Cash		\$815,627
Accounts Receivable		\$172,734
Taxes Receivable		\$213,772
Inventory, at Cost		\$1,802
<u>Capital Assets</u>		
Land		\$131,144
Other Capital Assets, net of Accumulated Depreciation		\$4,868,983
Total Capital Assets		<u>\$5,000,127</u>
<u>Total Assets</u>		<u>\$6,204,062</u>
<u>Deferred Outflows of Resources</u>		
Related to Pensions		<u>\$59,567</u>
<u>Total Deferred Outflows of Resources</u>		<u>\$59,567</u>
<u>Total Assets &amp; Deferred Outflows</u>		<u>\$6,263,629</u>
<u>Liabilities, Deferred Inflows and Net Position</u>		
<u>Liabilities:</u>		
<u>Current Liabilities</u>		
Accounts Payable		\$65,618
Accrued Contracted Salaries		\$104,530
<u>Long-Term Liabilities</u>		
Net Pension Liability		\$78,684
Accrued Compensated Absences		\$5,053
<u>Loans Payable</u>		
Payable within one year		\$22,225
Payable in more than one year		<u>\$47,775</u>
<u>Total Liabilities</u>		<u>\$323,885</u>
<u>Deferred Inflows of Resources</u>		
Related to Pensions		<u>\$24,338</u>
<u>Total Deferred Inflows of Resources</u>		<u>\$24,338</u>
<u>Net Position:</u>		
Net Investment in Capital Assets		\$4,930,127
Restricted		\$196,499
Unrestricted		<u>\$788,780</u>
<u>Total Net Position</u>		<u>\$5,915,406</u>
<u>Total Liabilities, Deferred Inflows and Net Position</u>		<u>\$6,263,629</u>

The Notes to the Financial Statements are an Integral Part of this Statement.

**TOWN OF SEDGWICK, MAINE**  
**STATEMENT OF ACTIVITIES**  
**FOR THE FISCAL YEAR ENDED JUNE 30, 2018**

(Exhibit II)

<b><u>Functions/Programs</u></b>	<b><u>Expenses</u></b>	<b><u>Program Revenues</u></b>		<b><u>Net (Expense)</u></b>
		<b><u>Charges for Services</u></b>	<b><u>Operating Grants</u></b>	<b><u>Revenue and Changes in Net Position</u></b>
<b><u>Primary Government</u></b>				<b><u>Governmental Activities</u></b>
<b><u>Governmental Activities</u></b>				
General Government	\$187,208	\$4,851		(\$182,357)
Protection	\$103,090	\$162		(\$102,928)
Health & Sanitation	\$114,728			(\$114,728)
Public Ways	\$410,370	\$11,235	\$56,648	(\$342,487)
Education	\$2,290,195	\$27,512	\$134,346	(\$2,128,337)
Contributions	\$55,112			(\$55,112)
Assessments and Debt Service	\$92,172			(\$92,172)
State On-Behalf Contributions	\$75,149		\$75,149	\$0
<b><u>Total Governmental Activities</u></b>	<b><u>\$3,328,024</u></b>	<b><u>\$43,760</u></b>	<b><u>\$266,143</u></b>	<b><u>(\$3,018,121)</u></b>
<b><u>Total Primary Government</u></b>	<b><u>\$3,328,024</u></b>	<b><u>\$43,760</u></b>	<b><u>\$266,143</u></b>	<b><u>(\$3,018,121)</u></b>
<b><u>General Revenues</u></b>				
Tax Revenues, Including Homestead Exemption				\$2,680,423
Excise Taxes				\$288,957
State Revenue Sharing				\$33,844
Interest on Delinquent Taxes				\$9,893
Investment Interest				\$5,720
Other Revenues				\$16,948
<b><u>Total Revenues</u></b>				<b><u>\$3,035,784</u></b>
<b><u>Changes in Net Position</u></b>				<b><u>\$17,663</u></b>
<b><u>Net Position - Beginning</u></b>				<b><u>\$5,897,743</u></b>
<b><u>Net Position - Ending</u></b>				<b><u>\$5,915,406</u></b>

The Notes to the Financial Statements are an Integral Part of this Statement.

**TOWN OF SEDGWICK, MAINE**  
**BALANCE SHEET - GOVERNMENTAL FUNDS**  
**JUNE 30, 2018**

(Exhibit III)

	<u>Permanent Funds</u>			<u>Total Governmental Funds</u>
	<u>General Fund</u>	<u>Ministerial School Fund</u>	<u>Cemetery Trust</u>	
<u>Assets</u>				
Cash	\$814,713	\$914		\$815,627
Accounts Receivable	\$172,734			\$172,734
Due from Other Funds		\$4	\$12,356	\$12,360
Taxes Receivable	\$213,772			\$213,772
Inventory, at Cost	\$1,802			\$1,802
<b><u>Total Assets</u></b>	<b><u>\$1,203,021</u></b>	<b><u>\$918</u></b>	<b><u>\$12,356</u></b>	<b><u>\$1,216,295</u></b>
<u>Liabilities &amp; Fund Balances</u>				
<u>Liabilities:</u>				
Accounts Payable	\$65,618			\$65,618
Due to Other Funds	\$12,360			\$12,360
Accrued Contracted Salaries	\$104,530			\$104,530
<b><u>Total Liabilities</u></b>	<b><u>\$182,508</u></b>	<b><u>\$0</u></b>	<b><u>\$0</u></b>	<b><u>\$182,508</u></b>
<u>Deferred Inflows of Resources</u>				
Unavailable Property Tax Revenue	\$159,150			\$159,150
<b><u>Total Deferred Inflows of Resources</u></b>	<b><u>\$159,150</u></b>	<b><u>\$0</u></b>	<b><u>\$0</u></b>	<b><u>\$159,150</u></b>
<u>Fund Balances:</u>				
Nonspendable	\$1,802	\$903	\$13,084	\$15,789
Restricted	\$185,764			\$185,764
Committed	\$221,247			\$221,247
Assigned	\$7,708	\$15		\$7,723
Unassigned	\$444,842		(\$728)	\$444,114
<b><u>Total Fund Balances</u></b>	<b><u>\$861,363</u></b>	<b><u>\$918</u></b>	<b><u>\$12,356</u></b>	<b><u>\$874,637</u></b>
<b><u>Total Liabilities &amp; Fund Balances</u></b>	<b><u>\$1,203,021</u></b>	<b><u>\$918</u></b>	<b><u>\$12,356</u></b>	<b><u>\$1,216,295</u></b>
<b><u>Total Fund Balance - Governmental Funds</u></b>				<b><u>\$874,637</u></b>
<i>Net position reported for governmental activities in the statement of net position is different because:</i>				
Capital assets used in governmental activities are not financial resources and therefore are not reported in the funds				\$5,000,127
Some liabilities are not due and payable in the current period and therefore, are not reported in the funds, including:				
Net Pension Liability				(\$78,684)
Compensated Absences				(\$5,053)
Loans Payable				(\$70,000)
Deferred outflows of resources related to pension plans				\$59,567
Deferred inflows of resources related to pension plans				(\$24,338)
Delinquent taxes are recognized as revenue in the period for which levied in the government-wide financial statements, but are reported as unavailable revenue (a deferred inflow) in governmental funds				\$159,150
<b><u>Net Position of Governmental Activities</u></b>				<b><u>\$5,915,406</u></b>

The Notes to the Financial Statements are an Integral Part of this Statement.

**TOWN OF SEDGWICK, MAINE**  
**STATEMENT OF REVENUES, EXPENDITURES & CHANGES**  
**IN FUND BALANCE - GOVERNMENTAL FUNDS**  
**FOR THE FISCAL YEAR ENDED JUNE 30, 2018**

(Exhibit IV)

	<u>Permanent Funds</u>			<u>Total Governmental Funds</u>
	<u>General Fund</u>	<u>Ministerial School Fund</u>	<u>Cemetery Trust</u>	
<u>Revenues:</u>				
Tax Revenues, Including Homestead Exemption	\$2,655,882			\$2,655,882
State On-Behalf Contributions	\$75,149			\$75,149
State Road Assistance	\$31,648			\$31,648
Excise Taxes	\$288,957			\$288,957
State Revenue Sharing	\$33,844			\$33,844
Interest on Delinquent Taxes	\$9,893			\$9,893
Investment Interest	\$5,619	\$8	\$93	\$5,720
Other Revenues	\$16,948			\$16,948
<u>Total Revenues</u>	<u>\$3,117,939</u>	<u>\$8</u>	<u>\$93</u>	<u>\$3,118,040</u>
<u>Expenditures (Net of Departmental Revenues):</u>				
<u>Current</u>				
General Government	\$175,467			\$175,467
Protection	\$52,295			\$52,295
Health & Sanitation	\$114,728			\$114,728
Public Ways	\$226,044			\$226,044
Education	\$2,068,941	\$8		\$2,068,949
Contributions	\$55,019		\$93	\$55,112
Assessments and Debt Service	\$92,172			\$92,172
State On-Behalf Contributions	\$75,149			\$75,149
<u>Capital Outlay</u>	<u>\$424,875</u>			<u>\$424,875</u>
<u>Total Expenditures</u>	<u>\$3,284,690</u>	<u>\$8</u>	<u>\$93</u>	<u>\$3,284,790</u>
<u>Excess Revenues Over Expenditures</u>	<u>(\$166,751)</u>	<u>\$0</u>	<u>\$0</u>	<u>(\$166,751)</u>
<u>Other Financing Sources</u>				
Loan Proceeds	\$70,000			\$70,000
<u>Total Other Financing Sources</u>	<u>\$70,000</u>	<u>\$0</u>	<u>\$0</u>	<u>\$70,000</u>
<u>Excess Revenues and Other Sources Over Expenditures</u>	<u>(\$96,751)</u>	<u>\$0</u>	<u>\$0</u>	<u>(\$96,751)</u>
<u>Beginning Fund Balances</u>	<u>\$958,114</u>	<u>\$918</u>	<u>\$12,356</u>	<u>\$971,387</u>
<u>Ending Fund Balances</u>	<u>\$861,363</u>	<u>\$918</u>	<u>\$12,356</u>	<u>\$874,637</u>
<u>Reconciliation to Statement of Activities, Change in Net Position</u>				
Net Change in Fund Balances - Above				(\$96,751)
Delinquent taxes are recognized as revenue in the period for which levied in the government-wide financial statements, but are recorded as unavailable (a deferred inflow) in governmental funds				\$24,541
Some expenses reported in the statement of activities do not require the use of current financial resources and therefore are not reported as expenditures in governmental funds, including:				
Compensated Absences				\$6,107
Pension Plan (Deferred Outflows, Net Pension Liability, Deferred Inflows)				\$1,343
Bond proceeds provide current financial resources to Governmental Funds, but issuing debt increases long-term liabilities in the Government-Wide Statement of Net Position. Repayment of bond principal is an expenditure in Governmental Funds, but the repayment reduces long-term liabilities in the Government-Wide Statement of Net Position.				
This amount represents long-term debt proceeds				(\$70,000)
Governmental funds report capital outlays as expenditures, while in the Statement of Activities, the cost of those assets is allocated over the useful lives as depreciation expense.				\$424,875
Depreciation expense on capital assets is reported in the Government-Wide Statement of Activities and Changes in Net Position, but they do not require the use of current financial resources. Therefore, depreciation expense is not reported as expenditures in Governmental Funds.				(\$272,453)
<u>Changes in Net Position of Governmental Activities</u>				<u>\$17,663</u>

The Notes to the Financial Statements are an Integral Part of this Statement.

**TOWN OF SEDGWICK, MAINE**  
**REQUIRED SUPPLEMENTARY INFORMATION**  
**SCHEDULE OF REVENUES AND EXPENDITURES**  
**BUDGET AND ACTUAL - GENERAL FUND**  
**FOR THE FISCAL YEAR ENDED JUNE 30, 2018**

(Exhibit V)

	<u>Original Budget</u>	<u>Final Budget</u>	<u>Actual</u>	<u>Variance Favorable (Unfavorable)</u>
<b><u>Revenues:</u></b>				
Tax Revenues, Including Homestead Reimbursement	\$2,681,911	\$2,681,911	\$2,655,882	(\$26,029)
Excise Taxes	\$245,000	\$245,000	\$288,957	\$43,957
State Revenue Sharing	\$33,150	\$33,150	\$33,844	\$694
Interest on Delinquent Taxes	\$8,000	\$8,000	\$9,893	\$1,893
Investment Interest	\$0	\$0	\$5,619	\$5,619
Other Revenues	\$12,000	\$12,000	\$16,948	\$4,948
<b><u>Total Revenues</u></b>	<b><u>\$2,980,061</u></b>	<b><u>\$2,980,061</u></b>	<b><u>\$3,011,142</u></b>	<b><u>\$31,081</u></b>
<b><u>Expenditures (Net of Departmental Revenues):</u></b>				
General Government	\$182,700	\$182,700	\$175,467	\$7,233
Protection	\$230,125	\$230,125	\$282,760	(\$52,635)
Health & Sanitation	\$117,470	\$117,470	\$114,728	\$2,742
Public Ways	\$261,347	\$261,347	\$296,179	(\$34,832)
Education	\$2,155,241	\$2,155,241	\$2,161,568	(\$6,327)
Contributions	\$59,511	\$59,511	\$55,019	\$4,492
Assessments and Debt Service	\$111,513	\$111,513	\$92,172	\$19,341
<b><u>Total Expenditures</u></b>	<b><u>\$3,117,907</u></b>	<b><u>\$3,117,907</u></b>	<b><u>\$3,177,893</u></b>	<b><u>(\$59,986)</u></b>
<b><u>Excess Revenues Over Expenditures</u></b>	<b><u>(\$137,846)</u></b>	<b><u>(\$137,846)</u></b>	<b><u>(\$166,751)</u></b>	<b><u>(\$28,905)</u></b>
<b><u>Other Financing Sources</u></b>				
Loan Proceeds	\$70,000	\$70,000	\$70,000	\$0
<b><u>Total Other Financing Sources</u></b>	<b><u>\$70,000</u></b>	<b><u>\$70,000</u></b>	<b><u>\$70,000</u></b>	<b><u>\$0</u></b>
<b><u>Excess Revenues and Other Sources Over Expenditures</u></b>	<b><u>(\$67,846)</u></b>	<b><u>(\$67,846)</u></b>	<b><u>(\$96,751)</u></b>	<b><u>(\$28,905)</u></b>
<b><u>Beginning Fund Balances</u></b>	<b><u>\$958,114</u></b>	<b><u>\$958,114</u></b>	<b><u>\$958,114</u></b>	<b><u>\$0</u></b>
<b><u>Ending Fund Balances</u></b>	<b><u>\$890,268</u></b>	<b><u>\$890,268</u></b>	<b><u>\$861,363</u></b>	<b><u>(\$28,905)</u></b>

**TOWN OF SEDGWICK, MAINE**  
**REQUIRED SUPPLEMENTARY INFORMATION**  
**SCHEDULE OF PROPORTIONATE SHARE OF NET PENSION LIABILITY**  
**MAINE PUBLIC EMPLOYEES RETIREMENT SYSTEM**  
**FOR THE FISCAL YEAR ENDED JUNE 30, 2018**

(Exhibit VI)

Last 10 Fiscal Years	<i>For the Fiscal Year Ended June 30,</i>			
	<u>2018</u>	<u>2017</u>	<u>2016</u>	<u>2015</u>
Proportion of Net Pension Liability	0.0054%	0.0054%	0.0053%	0.0051%
Proportionate Share of the Net Pension Liability (Asset)	\$78,684	\$95,576	\$71,556	\$55,583
Covered Employee Payroll	\$717,817	\$740,953	\$662,626	\$586,090
Proportionate Share of the Net Pension Liability (Asset) as a % Of Its Covered Employee Payroll	10.962%	12.899%	10.799%	9.484%
Plan Total Pension Liability	\$13,484,886,512	\$13,069,954,948	\$12,616,287,054	\$12,320,158,783
Plan Fiduciary Net Position	<u>\$10,893,291,864</u>	<u>\$9,960,335,390</u>	<u>\$10,242,097,022</u>	<u>\$10,337,615,927</u>
Plan Net Pension Liability	<u>\$2,591,594,648</u>	<u>\$3,109,619,558</u>	<u>\$2,374,190,032</u>	<u>\$1,982,542,856</u>
Plan Fiduciary Net Position as a % Of the Total Pension Liability	80.781%	76.208%	81.182%	83.908%
Plan Covered Employee Payroll	\$1,860,230,663	\$1,816,435,084	\$1,699,160,889	\$1,676,857,294
Plan Net Pension Liability as a % Of the Covered Employee Payroll	139.316%	171.194%	139.727%	118.230%

\* Amounts presented for each fiscal year were determined as of June 30 of the previous year. Retroactive information is not required to be presented. A full 10 year schedule will be displayed as it becomes available



**TOWN OF SEDGWICK, MAINE**  
**REQUIRED SUPPLEMENTARY INFORMATION**  
**SCHEDULE OF EMPLOYER CONTRIBUTIONS**  
**MAINE PUBLIC EMPLOYEES RETIREMENT SYSTEM**  
**FOR THE FISCAL YEAR ENDED JUNE 30, 2018**

(Exhibit VII)

Last 10 Fiscal Years	For the Fiscal Year Ended June 30,			
	<u>2018</u>	<u>2017</u>	<u>2016</u>	<u>2015</u>
Contractually required contribution	\$33,731	\$31,878	\$29,002	\$24,029
Actual Contribution	<u>(\$33,731)</u>	<u>(\$31,878)</u>	<u>(\$29,002)</u>	<u>(\$24,029)</u>
Contribution Deficiency	<u>\$0</u>	<u>\$0</u>	<u>\$0</u>	<u>\$0</u>
Covered Employee Payroll	\$717,817	\$740,953	\$662,626	\$586,090
Contributions as a % of Covered Employee Payroll	4.699%	4.302%	4.377%	4.100%

\* Amounts presented for each fiscal year were determined as of June 30 of the previous year. Retroactive information is not required to be presented. A full 10 year schedule will be displayed as it becomes available

**TOWN OF SEDGWICK, MAINE**  
**SCHEDULE OF DEPARTMENTAL OPERATIONS**  
**FOR THE FISCAL YEAR ENDED JUNE 30, 2018**

(Exhibit A-1 - Page 1 of 2)

<i>Department</i>	<i>Beginning Balance</i>	<i>Appropriations</i>	<i>Departmental Revenues</i>	<i>Total Available</i>	<i>Net Expenditures</i>	<i>Lapsed Unexpended (Overdraft)</i>	<i>Ending Balance</i>
<i>General Government:</i>							
Administration	\$0	\$170,000	\$4,851	\$174,851	\$166,759	\$8,091	\$0
Legal	\$6,341	\$200	\$0	\$6,541	\$1,449	\$0	\$5,092
Town Office	\$0	\$5,000	\$400	\$5,400	\$5,563	(\$163)	\$0
Town Office Repair Reserve	\$21,568	\$1,500	\$0	\$23,068	\$0	\$0	\$23,068
Town Office Landscaping Reserve	\$2,497	\$0	\$0	\$2,497	\$0	\$0	\$2,497
Town Office Equipment	\$11,721	\$0	\$0	\$11,721	\$0	\$0	\$11,721
Town House	\$0	\$500	\$0	\$500	\$645	(\$145)	\$0
Town Records	\$732	\$5,000	\$0	\$5,732	\$6,300	\$0	(\$568)
Town House Improvement Reserve	\$6,331	\$500	\$0	\$6,831	\$0	\$0	\$6,831
	\$49,190	\$182,700	\$5,251	\$237,141	\$180,717	\$7,782	\$48,641
<i>Protection:</i>							
Fire Protection	\$0	\$47,600	\$270	\$47,870	\$48,808	(\$937)	\$0
Forest Fire	\$0	\$1,000	\$0	\$1,000	\$0	\$1,000	\$0
Fire Truck	\$0	\$173,167	\$0	\$173,167	\$173,167	\$0	\$0
Fire Truck Chassis	\$0	\$150,000	\$0	\$150,000	\$150,000	\$0	\$0
Streetlights	\$0	\$2,500	\$0	\$2,500	\$2,197	\$303	\$0
Civil Defense	\$0	\$75	\$0	\$75	\$75	\$0	\$0
Animal Control	\$1,995	\$7,200	\$162	\$9,357	\$1,648	\$0	\$7,708
	\$1,995	\$381,542	\$432	\$383,969	\$375,894	\$366	\$7,708
<i>Health &amp; Sanitation:</i>							
Solid Waste	\$0	\$105,470	\$0	\$105,470	\$105,470	\$0	\$0
Sludge Disposal	\$0	\$12,000	\$0	\$12,000	\$9,258	\$2,742	\$0
	\$0	\$117,470	\$0	\$117,470	\$114,728	\$2,742	\$0
<i>Education:</i>							
Education - General	\$144,008	\$2,186,241	\$296,569	\$2,626,819	\$2,458,138	\$0	\$168,681
Education Maintenance Reserve	\$93,418	\$0	\$0	\$93,418	\$31,000	\$0	\$62,418
	\$237,426	\$2,186,241	\$296,569	\$2,720,236	\$2,489,138	\$0	\$231,099

**TOWN OF SEDGWICK, MAINE**  
**SCHEDULE OF DEPARTMENTAL OPERATIONS - continued**  
**FOR THE FISCAL YEAR ENDED JUNE 30, 2018**

(Exhibit A-1 - Page 2 of 2)

<i>Department</i>	<i>Beginning Balance</i>	<i>Appropriations</i>	<i>Departmental Revenues</i>	<i>Total Available</i>	<i>Net Expenditures</i>	<i>Lapsed Unexpended (Overdraft)</i>	<i>Ending Balance</i>
<i>Capital Reserves:</i>							
Fire Department Reserve	\$65,740	\$101,750	\$92,702	\$260,192	\$253,167	\$0	\$7,025
	\$65,740	\$101,750	\$92,702	\$260,192	\$253,167	\$0	\$7,025
<i>Public Ways:</i>							
Local Road Assistance	\$0	\$0	\$31,648	\$31,648	\$31,648	\$0	\$0
Snow Removal	\$0	\$204,000	\$0	\$204,000	\$204,000	(\$0)	\$0
Winter Roads	\$10,904	\$0	\$0	\$10,904	\$10,904	\$0	\$0
Town Roads	\$22,502	\$40,000	\$31,880	\$94,381	\$33,497	\$0	\$60,884
Tarring Town Roads	\$0	\$50,000	\$0	\$50,000	\$50,000	\$0	\$0
Sand Salt Shed	\$59,900	\$0	\$0	\$59,900	\$59,700	\$200	\$0
Town Dock	\$24,154	\$5,000	\$5,485	\$34,639	\$2,838	\$0	\$31,801
Special Dock	\$3,000	\$0	\$0	\$3,000	\$0	\$0	\$3,000
Public Water Access	\$10,043	\$45,200	\$25,000	\$80,243	\$79,560	\$0	\$683
Walker Pond Access	\$6,360	\$20,000	\$5,750	\$32,110	\$26,501	\$0	\$5,609
Public Shore ROW Access	\$2,036	\$0	\$0	\$2,036	\$0	\$0	\$2,036
Emergency Street Signs	\$724	\$2,751	\$0	\$3,475	\$2,898	\$0	\$577
	\$139,622	\$366,951	\$99,763	\$606,335	\$501,546	\$200	\$104,590
<i>Contributions:</i>							
General Assistance	\$0	\$14,000	\$24,230	\$38,230	\$34,266	\$3,964	\$0
Public Service Organizations	\$0	\$42,011	\$0	\$42,011	\$42,011	\$0	\$0
Veteran's Graves	\$5,584	\$3,500	\$0	\$9,084	\$2,972	\$0	\$6,112
	\$5,584	\$59,511	\$24,230	\$89,325	\$79,249	\$3,964	\$6,112
<i>Debt Service and Assessments:</i>							
County Tax	\$0	\$92,175	\$0	\$92,175	\$92,175	\$0	\$0
Overlay	\$0	\$19,338	\$0	\$19,338	(\$3)	\$19,341	\$0
	\$0	\$111,513	\$0	\$111,513	\$92,172	\$19,341	\$0
<b>TOTALS</b>	<b>\$499,557</b>	<b>\$3,507,678</b>	<b>\$518,947</b>	<b>\$4,526,182</b>	<b>\$4,086,611</b>	<b>\$34,396</b>	<b>\$405,175</b>

**TOWN OF SEDGWICK, MAINE**  
**SCHEDULE OF CHANGES IN UNASSIGNED FUND BALANCE**  
**FOR THE FISCAL YEAR ENDED JUNE 30, 2018**

(Exhibit A-2)

<u>Beginning Unassigned Fund Balance</u>		\$448,473
<u>Additions:</u>		
Lapsed Accounts (Exhibit A-1)	\$34,396	
Excise Taxes (Net of Appropriation)	\$43,957	
Interest Earned	\$5,619	
Interest on Delinquent Taxes	\$1,893	
Other Revenues (Net of Appropriation)	\$5,515	
	<hr/>	
<u>Total Additions</u>		\$91,379
<u>Reductions:</u>		
Appropriations from Unassigned Fund Balance	\$67,846	
Increase in Unavailable Property Tax Revenue	\$24,541	
Abatements Granted	\$2,055	
	<hr/>	
<u>Total Reductions</u>		<hr/> \$94,442
<u>Ending Unassigned Fund Balance</u>		<hr/> <hr/> \$445,410

**TOWN OF SEDGWICK, MAINE**  
**SCHEDULE OF VALUATION, COMMITMENT AND COLLECTIONS**  
**FOR THE FISCAL YEAR ENDED JUNE 30, 2018**

(Exhibit A-3)

Taxable Valuation:

Land and Buildings	\$226,469,700
Personal Property	\$149,547
	<hr/>

Taxable Valuation

\$226,619,247

Rate per \$1,000 Valuation

---

\$11.65

Tax Commitment

\$2,640,114

Collections and Adjustments:

Cash Collections	\$2,510,943
Supplementals	(\$80)
Abatements Granted	\$2,055
	<hr/>

Total Collections and Adjustments

---

\$2,512,917

Uncollected Taxes June 30, 2018

---

---

\$127,197

**TOWN OF SEDGWICK, MAINE**  
**SCHEDULE OF APPROPRIATIONS**  
**FOR THE FISCAL YEAR ENDED JUNE 30, 2018**

(Exhibit A-4)

**Revenues:**

Tax Commitment	\$2,640,114
Motor Vehicle Excise	\$245,000
State Revenue Sharing	\$33,150
Homestead Reimbursement	\$37,797
In Lieu of Taxes	\$4,000
Interest on Delinquent Taxes	\$8,000
Tree Growth	\$12,000
Loan Proceeds	\$70,000
Winter Roads	\$10,904
Sand/Salt Shed	\$59,700
Education Maintenance Reserve	\$31,000
Public Water Access	\$35,000
Fire Department Reserve	\$253,167
Unassigned Fund Balance	\$67,846

**Total Revenues**

**\$3,507,678**

**Expenditures (See Exhibit A-1 for Detail)**

General Government	\$182,700
Protection	\$381,542
Health & Sanitation	\$117,470
Public Transportation	\$366,951
Education	\$2,186,241
Contributions	\$59,511
Capital Reserves	\$101,750
Assessments & Debt Service	\$111,513

**Total Expenditures**

**\$3,507,678**

**TOWN OF SEDGWICK, MAINE**  
**TREASURER'S CASH RECONCILIATION - GENERAL FUND**  
**FOR THE FISCAL YEAR ENDED JUNE 30, 2018**

(Exhibit A-5)

<u>Beginning Cash/Investments Balance</u>		\$999,009
<u>Cash Receipts:</u>		
<u>Tax Collector:</u>		
Property Taxes and Liens	\$2,610,010	
Motor Vehicle Excise	\$282,520	
Boat Excise	\$3,851	
Interest on Delinquent Taxes	\$10,358	
	\$2,906,740	
<u>Other Receipts:</u>		
Departmental Receipts - Exhibit A-1	\$392,767	
State Revenue Sharing	\$33,844	
Licenses, Fees and Permits	\$128,247	
Interest Earned	\$5,619	
Homestead Exemption	\$27,666	
Loan Proceeds	\$70,000	
Prior Year Accounts Receivable	\$48,009	
Other Revenues	\$4,681	
	\$710,833	
<u>Total Receipts</u>		\$3,617,573
<u>Total Cash/Investments Available</u>		\$4,616,582
<u>Disbursements and Adjustments:</u>		
Warrants Drawn (Net of Certificates of Deposit Purchased)	\$3,806,477	
Returned Checks, Service Charges and Adjustments	(\$5,522)	
	\$3,800,955	
<u>Total Disbursements and Adjustments:</u>		\$3,800,955
<u>Ending Cash/Investments Balance</u>		\$815,627
<u>Cash/Investment Balances Consist of:</u>		
Checking Account (Union Trust Company)	\$25,000	
Sweep Account (Union Trust Company)	\$613,635	
School Checking	\$2,502	
Payroll EFT	\$75	
Cash On Hand - Tax Collector	\$173,501	
Ministerial School Savings	\$914	
	\$815,627	
		\$815,627



**TOWN OF SEDGWICK, MAINE**  
**SCHEDULE OF EXPENDITURES OF FEDERAL AWARDS**  
**FOR THE FISCAL YEAR ENDED JUNE 30, 2018**

(Exhibit A-6)

<b><u>Federal Grantor/Pass-Through</u></b> <b><u>Grantor/Program Title</u></b>	<b><u>CFDA #</u></b>	<b><u>Grantor Pass- Through Number</u></b>	<b><u>Program Award Amount</u></b>	<b><u>Expenditures</u></b>
<i>U.S. Department of Education:</i>				
<i>Passed through State of Maine</i>				
<i>Department of Education</i>				
Title IA - Disadvantaged	84.010	013-05A-3057-13	\$42,564	\$42,564
Local Entitlement	84.027	013-05A-3046-12	\$42,725	\$36,475
Rural Education Achievement Program	84.213	013-05A-6336-13	\$10,511	\$6,663
<i>Total State of Maine Department of Education</i>			\$95,799	\$85,701
<i>Total U.S. Department of Education</i>			\$95,799	\$85,701
<i>U.S. Department of Agriculture:</i>				
<i>Passed through State of Maine</i>				
<i>Department of Education</i>				
National School Lunch Program - Lunch	10.555	-	\$23,312	\$23,312
National School Lunch Program - Breakfast	10.555	-	\$10,471	\$10,471
National School Lunch Program - Other	10.555	-	\$756	\$756
Food Distribution - Donated Commodities	10.550	-	\$3,808	\$3,808
<i>Total U.S. Department of Agriculture</i>			\$38,346	\$38,346
<b><u>Totals</u></b>			\$134,146	\$124,048

**TOWN OF SEDGWICK, MAINE**  
**SCHEDULE OF PERMANENT FUNDS**  
**FOR THE FISCAL YEAR ENDED JUNE 30, 2018**

(Exhibit B-1)

	<u>Principal Balance 7/1/2017</u>	<u>Income Balance 7/1/2017</u>	<u>Current Earnings</u>	<u>With- Drawn</u>	<u>Income Balance 6/30/2018</u>	<u>Principal Balance 6/30/2018</u>
<i>Cemetery Trust:</i>						
Forest Home	\$3,066	(\$466)	\$20	\$20	(\$466)	\$3,066
Pine Grove	\$1,879	(\$283)	\$12	\$12	(\$283)	\$1,879
Rural Cemetery	\$6,739	\$92	\$51	\$51	\$92	\$6,739
Settlers Rest Cemetery	\$500	(\$110)	\$3	\$3	(\$110)	\$500
Camp Stream	\$900	\$39	\$7	\$7	\$39	\$900
	<u>\$13,084</u>	<u>(\$728)</u>	<u>\$93</u>	<u>\$93</u>	<u>(\$728)</u>	<u>\$13,084</u>
<i>Special Funds:</i>						
Ministerial School Fund	\$903	\$15	\$8	\$8	\$15	\$903
	<u>\$903</u>	<u>\$15</u>	<u>\$8</u>	<u>\$8</u>	<u>\$15</u>	<u>\$903</u>
<i>Totals</i>	<u>\$13,987</u>	<u>(\$713)</u>	<u>\$100</u>	<u>\$100</u>	<u>(\$713)</u>	<u>\$13,987</u>

**Town of Sedgwick**  
**The Warrant for 2019 – 2020**  
**(Fiscal Year July 1 – June 30)**

Hancock, ss

State of Maine

To Rachel Van Trump, a resident of the Town of Sedgwick, in said County:

GREETINGS:

In the name of the State of Maine, you are hereby required to notify and warn the voters of the Town of Sedgwick, in said County, qualified by law to vote in town affairs, to meet at the Sedgwick Town House, in said Town on Friday, the 1st day of March, 2019, A.D. at 12:45 p.m., then and there to act on the following articles:

ARTICLES:

1. To choose a Moderator to preside over said meeting.
2. Election by secret ballot of the following officials: 2nd Selectman, Assessor and Overseer of the Poor, 3-year term, Clerk, 3-year term, Road Commissioner, 3-year term, three seats on the school committee, 1 two-year term, two 3-year terms.

Polls will open at 1 p.m. and close at 6 p.m. on March 1, 2019. The Town Meeting will reconvene at the Sedgwick Elementary School on Saturday, March 2, 2019, at 9 a.m. to act on the remaining warrant articles.

SECOND SESSION:

*The Budget Committee has reviewed, discussed and endorsed the budget items presented by the Selectmen and others.*

3. To see if the Town will vote to raise and/or appropriate \$200 for the research, development and maintenance of the town's Public Access account. *Prior year appropriated \$200 from surplus.*  
The budget committee recommends appropriating \$200 from surplus.
4. To see if the Town will vote to raise and/or appropriate \$5,000 for the cleaning, sorting and stabilizing of historic Town Records.  
*Prior year appropriated \$5,000 from surplus.*  
The budget committee recommends appropriating \$5,000 from surplus.

5. To see if the Town will vote to continue to set October 31 as the date after which a rate of 9 percent per annum interest on unpaid taxes will be charged as set by the state.
6. To see if the Town will vote to set the interest rate paid for abated taxes at 5 percent as set by the state.
7. To see if the Town will vote to raise and/or appropriate \$101,934.67 to pay the County Tax. *Prior year raised \$99,096.87*  
The budget committee recommends raising \$101,934.67
8. To see if the Town will vote to appropriate the funds from the LRAP (Local Road Assistance Program) for Roads and Tarring, and permit the fees collected from planning board permits and building notices for Administration.
9. To see if the Town will vote to authorize the compensation and/or rate of pay for Town Officials as follows:
 

1 <sup>st</sup> Selectman	\$8,000
2 <sup>nd</sup> Selectman	8,000
3 <sup>rd</sup> Selectman	8,000
Chairman of Board	1,000
Tax Collector	20,000, plus fees
Treasurer	13,300
Clerk	12,500, plus fees
Registrar	1,200
Code Enforcement Officer	8,000
Selectmen's Assistant	14,000
Road Commissioner	State Rate + \$2.00/hr.
Animal Control Officer	\$15.00/hr., plus mileage
Planning Board stipends	1,200
10. To see if the Town will vote to raise and/or appropriate the sum of \$500 for the Town Office Repair Reserve account.  
*Prior year raised \$1,500.*  
The budget committee recommends raising \$500.
11. To see if the Town will vote to raise and/or appropriate \$5,500 for Town Office Operations. *Prior year raised \$5,000.*  
The budget committee recommends raising \$5,500.

12. To see if the Town will vote to appropriate \$200.95 from surplus to cover an overdraft in the FY 2018 Town Office Operations account.
13. To see if the Town will vote to raise and/or appropriate \$100 for the Town Office Equipment account. *Prior year raised \$0.00.*  
The budget committee recommends raising \$100.
14. To see if the Town will vote to raise and/or appropriate \$500 for the Town House Repair account. *Prior year raised \$2,000.*  
The budget committee recommends raising \$500.
15. To see if the Town will vote to raise and/or appropriate \$650 for Town House Operations. *Prior year raised \$1,000.*  
The budget committee recommends raising \$650.
16. To see if the Town will vote to appropriate \$145.44 from surplus to cover an overdraft in the FY 2018 Town House Operations account.
17. To see if the Town will vote to raise and/or appropriate \$2,500 for the upkeep and operation of the Town Dock. *Prior year raised \$2,500.*  
The budget committee recommends raising \$2,500.
18. To see if the Town will vote to raise and/or appropriate \$40,000 for the repair and upkeep of Town Roads and Bridges.  
*Prior year raised \$40,000.*  
The budget committee recommends raising \$40,000.
19. To see if the Town will vote to raise and/or appropriate \$212,241.60 for Snow Removal. *Prior year raised \$208,080.*  
The budget Committee recommends raising \$212,241.60
20. To see if the Town will vote to raise and/or appropriate \$60,000 for Tarring town roads. *Prior year raised \$50,000.*  
The budget committee recommends raising \$53,000 and appropriating \$7,000 from surplus.
21. To see if the Town will vote to raise and/or appropriate \$2,500 for operating Streetlights. *Prior year raised \$2,500.*  
The budget committee recommends raising \$2,500.

22. To see if the Town will vote to raise and/or appropriate \$12,000 for Septic Tank and Cesspool Sludge Disposal.  
*Prior year raised \$6,000 and appropriated from surplus \$6,000.*  
The budget committee recommends raising \$6,000 and appropriating \$6,000 from surplus.
23. To see if the Town will vote to raise and/or appropriate \$100 for the Animal Control account. *Prior year raised \$7,200.*  
The budget committee recommends raising \$100.
24. To see if the Town will vote to raise and/or appropriate \$105,470 to compensate the Blue Hill/Surry Transfer Station.  
*Prior year raised \$105,470.*  
The budget committee recommends raising \$105,470.
25. To see if the Town will vote to raise and/or appropriate \$175,000 for Administration. *Prior year raised \$170,000.*  
The budget committee recommends raising 175,000.
26. To see if the Town will vote to raise and/or appropriate \$14,000 for General Assistance.  
*Prior year raised \$8,000 and appropriated \$6,000 from surplus.*  
The budget committee recommends raising \$8,000 and appropriating \$6,000 from surplus.
27. To see if the Town will vote to authorize the Selectmen, on behalf of the Town, to sell and dispose of property acquired by the tax lien process at public sale, except where it is being sold back to the former owner on such terms as the selectmen deem appropriate, or to a party who has succeeded to the title of the former owner, in which case a private sale may be utilized. "Public Auction" shall mean a sale pursuant to published notice in the newspaper of general circulation within the town as the Selectmen deem appropriate with notification 30 days prior to the sale. The Selectmen retain the right to refuse any or all offers.
28. To see if the Town will vote to authorize the Selectmen to place tax acquired property in the hands of a licensed realtor for sale if the effort to sell at public auction does not bring an equitable price.

29. To see if the Town will vote to authorize the Selectmen, on behalf of the Town, to sell or dispose of town equipment when it is deemed no longer needed or useful.
30. To see if the Town will vote to authorize the Selectmen to use money set aside in the Overlay account to pay tax abatements.
31. To see if the Town will vote to authorize the Selectmen to apply Excise Tax, Homestead Exemptions, and Tree Growth funds for the purpose of reducing the tax commitment for the fiscal year.
32. To see if the Town will vote to authorize the Selectmen to expend grant monies received for the project(s) for which the grant(s) were written.
33. To see if the Town will vote to raise and/or appropriate the sum of \$1,000 for the Legal Reserve account. *Prior year raised \$5,000.*  
The budget committee recommends raising \$1,000.
34. To see if the Town will vote to raise and/or appropriate \$75 for Civil Emergency Management expenses. *Prior year raised \$75.*  
The budget committee recommends raising \$75.
35. To see if the Town will vote to raise and/or appropriate \$2,738.84 for Sedgwick's share of the Hancock County Regional Communications Center (HCRCC) for dispatch services. *Prior year raised \$2,655.12.*  
The budget committee recommends raising \$2,738.84.
36. To see if the Town will vote to raise and/or appropriate \$500 for replacement of Road Signs. *Prior year raised \$1,000.*  
The budget committee recommends raising \$500.
37. To see if the Town will vote to raise and/or appropriate \$25,009.86 for payment of the fire truck loan. The budget committee recommends appropriating \$25,009.86 from surplus.
38. To see if the Town will vote to raise and/or appropriate \$51,000 for Fire Protection. *Prior year raised \$51,000.*  
The budget committee recommends raising \$51,000.
39. To see if the Town will vote to raise and/or appropriate \$30,000 for the Fire Equipment Reserve account.  
*Prior year raised \$10,000 and appropriated \$20,000 from surplus.*



The budget committee recommends raising \$10,000 and appropriating \$20,000 from surplus.

40. To see if the Town will vote to raise and/or appropriate \$1,000 for Forest Fire Fighting expenses. *Prior year appropriated \$1,000 from surplus.*  
The budget committee recommends appropriating \$1,000 from surplus.
41. To see if the Town will vote to raise and/or appropriate \$3,500 for the Veterans' Graves account. *Prior year raised \$3,500.*  
The budget committee recommends raising \$3,500.
42. To see if the Town will vote to raise and/or appropriate \$20,000 for the Sedgwick-Brooksville Town Landing at Walker Pond Reserve account. *Prior year raised \$4,000 and appropriated \$10,000 from surplus.*  
The budget committee recommends appropriating \$10,000 from surplus and raising \$10,000.
43. To see if the Town will vote to authorize the Selectmen to notify the Department of Marine Resources that the Town wishes to exercise its exclusive right to the alewives in the Town of Sedgwick during fiscal year 2020 (July 1, 2019 to June 30, 2020) with the intent to restore and sustainably harvest this resource when appropriate.

### **2019-2020 Sedgwick School Budget Warrant Articles**

44. To see if the Town will vote to authorize the School Committee to enter into agreements with other Towns or Schools for the 2019-2020 school year for the tuition of secondary students up to the legal limit established by the Maine Revised Statutes for the education of its secondary students.
45. To see if the Town will vote to authorize the School Committee to enter into agreements, to the best advantage of the Town, with other towns, companies and /or individuals for the 2019-2020 school year for transporting elementary and secondary students.
46. To see if the Town will vote to authorize the School Committee to expend \$1,299,038 for Pre-K-12 Regular Instruction.  
School Committee Recommends: \$1,299,038

*This article includes elementary education, secondary education and gifted/talented accounts. Prior year \$1,322,105*

47. To see if the Town will vote to authorize the School Committee to expend \$495,497 for Special Education.  
School Committee Recommends: \$495,497  
*This article includes special education instruction and special education administration accounts. Prior year \$439,600*
48. To see if the Town will vote to authorize the School Committee to expend \$22,197 for Other Instruction.  
School Committee Recommends: \$22,197  
*This article includes co-curricular and extra-curricular accounts. Prior year \$18,212*
49. To see if the Town will vote to authorize the School Committee to expend \$126,983 for Student and Staff Support.  
School Committee Recommends: \$126,983  
*This article includes guidance, health services, instructional technology, curriculum development, staff training, library and student assessment accounts. Prior year \$109,883*
50. To see if the Town will vote to authorize the School Committee to expend \$113,468 for System Administration.  
School Committee Recommends: \$113,468  
*This article includes school committee, superintendent's office, and central office services accounts. Prior year \$108,314*
51. To see if the Town will vote to authorize the School Committee to expend \$136,024 for School Administration.  
School Committee Recommends: \$136,024  
*This article includes the principal office account. Prior year \$121,728*
52. To see if the Town will authorize the School Committee to expend \$154,225 for Transportation and Buses.  
School Committee Recommends: \$154,225  
*This article includes school bus contract and bus fuel accounts. Prior year \$131,362*

53. To see if the Town will vote to authorize the School Committee to expend \$212,235 for Facilities Maintenance.  
School Committee Recommends: \$212,235  
*This article includes building maintenance and operation accounts.*  
*Prior year \$211,119*
54. To see if the Town will vote to authorize the School Committee to expend \$29,503 for All Other Expenditures Including School Lunch.  
School Committee Recommends: \$29,503  
*This article includes the school lunch account.*  
*Prior year \$27,868*
55. To see if the Town will vote to appropriate \$1,806,681 for the total cost of funding public education from kindergarten to grade 12 as described in the Essential Programs and Services Funding Act (School Committee recommends \$1,806,681) and to see if the town will vote to raise \$1,567,081 as the town's contribution to the total cost of funding public education from pre-kindergarten to grade 12 as described in the Essential Programs and Services Funding Act in accordance with the Maine Revised Statutes Title 20-A, § 15688.  
School Committee Recommends: \$1,567,081.  
*Prior year \$1,567,081*  
*Explanation: The Town's contribution to the total cost of funding public education from pre-kindergarten to grade 12 as described in the Essential Programs and Services Funding Act is the amount of money determined by state law to be the minimum amount (\$1,567,081) that the town must raise in order to receive the estimated amount (\$239,600) of state dollars.*
56. **(Written Ballot Required)** To see if the Town will raise and appropriate \$710,483 in additional local funds as required to fund the budget recommended by the school committee (School Committee Recommends \$710,483) which exceeds the State's Essential Programs and Services allocation model by \$710,483  
*Prior year EPS exceeded by \$664,184*  
*The School Committee gives the following reasons for exceeding the State's Essential Programs and Services allocation model.*  
*Reasons: The additional local fund request exceeds the EPS funding model because the school spends more per pupil on regular education, special education, transportation, student and staff support,*

*administration and facilities maintenance than the EPS formula recognizes.*

*Explanation: The additional local funds are those locally raised funds over and above the town's local contribution to the total cost of funding public education from pre-kindergarten to grade 12 as described in the Essential Programs and Services Funding Act that will help achieve the school's budget for educational programs.*

57. To see if the Town will authorize the School Committee to expend \$2,591,730 for the fiscal year beginning July 1, 2019 and ending June 30, 2020 from the Town's contribution to the total cost of funding public education from pre-kindergarten to grade 12 as described in the Essential Programs and Services Funding Act , additional local funds for school purposes under the Maine Revised Statutes, Title 20 A, §15690, unexpended balances, tuition receipts, local appropriations, state subsidy, school lunch revenues and other receipts for the support of schools.

School Committee Recommends: \$2,591,730

*Prior year \$2,490,191*

58. To see if the Town will raise and appropriate \$29,503 for food service.  
School Committee Recommends: \$29,503.

*Prior year \$27,868*

59. Shall the Town vote to accept the categories of funds estimated below as provided by the Maine State Legislature?

<u>Category</u>	<u>Anticipated Amount</u>
N.C.L.B. Funds	\$53,000
State Minimum Subsidy	\$239,600
School Lunch Reimbursement	\$30,000
Special Educ. Local Entitlement	\$49,000

60. To see if the Town will authorize the School Committee to expend grant moneys in addition to expenditures approved in the regular school budget.

61. To see if the Town will authorize the School Committee to expend the remaining fundraising monies from a special pre-kindergarten revenue fund to support pre-kindergarten expenditures approved in the regular school budget.

62. Shall the Sedgwick School Committee be authorized to transfer an excess of 5% between cost centers, not to exceed the total spending allocation for the 2019-2020 school year, to balance accounts.  
*Reasons: Under Maine Law only the voters can give authority for the School Committee to transfer in excess of 5% between cost centers. By granting this authority now, it would eliminate the calling of a special town meeting, if necessary, to balance accounts.*
63. To see if the Town will appropriate: \$6,626 for Adult Education and raise \$6,626 as the local share; with authorization to expend any additional, incidental, or miscellaneous receipts in the interest and for the well-being of the adult education program.  
 School Committee Recommends: \$6,626  
*Prior Year \$0.00*
64. To see if the Town will vote to reduce the amount raised and assessed as the Town's contribution to the total cost of funding public education from kindergarten to grade 12 as described in the Essential Programs and Services Funding Act in accordance with Maine Revised Statutes, Title 20-A, section 15688 to the extent of any unanticipated increase in the adjusted state contribution under the Essential Programs and services funding model.

### **End of School Articles**

65. To see if the Town will vote to raise and/or appropriate \$27,424 for the Peninsula Ambulance Corps. *Prior year raised \$22,640.*  
 The budget committee recommends raising \$27,424.
66. To see if the Town will vote to raise and/or appropriate \$5,356 for Washington Hancock Community Agency/Child & Family Opportunities (now Downeast Community Partners).  
*Prior year raised: WHCA \$5,027.*  
 The budget committee recommends raising \$2,000.
67. To see if the Town will vote to raise and/or appropriate \$855 for WIC (Nutrition for Women, Infants, and Children) Services.  
*Prior year raised \$520.*  
 The budget committee recommends raising \$520.

68. To see if the Town will vote to raise and/or appropriate \$2,000 for Hancock County Homecare & Hospice. *Prior year raised \$2,000.*  
The budget committee recommends 0.
69. To see if the Town will vote to raise and/or appropriate \$1,000 for Hospice Volunteers of Hancock County. *Prior year raised \$1,000*  
The budget committee recommends raising \$800.
70. To see if the Town will vote to raise and/or appropriate \$1,500 for the American Red Cross. *Prior year Town rejected \$1,500.*  
The budget committee recommends 0.
71. To see if the Town will vote to raise and/or appropriate \$1,300 for Eastern Area Agency on Aging. *Prior year raised \$1,300.*  
The budget committee recommends raising \$1,300.
72. To see if the Town will vote to raise and/or appropriate \$1,750 for the YMCA. *Prior year raised \$1,750.*  
The budget committee recommends raising \$1,000.
73. To see if the Town will vote to raise and/or appropriate \$2,600 for Nichols Day Camp. *Prior year raised \$2,500.*  
The budget committee recommends raising \$2,600.
74. To see if the Town will vote to raise and/or appropriate \$600 for the Sargentville Library. *Prior year raised \$600.*  
The budget committee recommends raising \$600.
75. To see if the Town will vote to raise and/or appropriate \$600 for the Sedgwick Library. *Prior year raised \$600.*  
The budget committee recommends raising \$600.
76. To see if the Town will vote to raise and /or appropriate \$350 for Downeast Transportation. *Prior year raised \$350.*  
The budget committee recommends raising \$350.
77. To see if the Town will vote to raise and/or appropriate \$302 for Community Health and Counseling. *Prior year raised \$375.*  
The budget committee recommends raising \$302.
78. To see if the Town will vote to raise and/or appropriate \$4,068 for the Blue Hill Library. *Prior year raised \$3,822.*

The budget committee recommends raising \$3,822.

79. To see if the Town will vote to raise and/or appropriate \$600 for Lifeflight. *Prior year raised \$598.*  
The budget committee recommends raising \$600.
80. To see if the Town will vote to raise and/or appropriate \$500 for Health Equity Alliance. *Prior year raised \$500.*  
The budget committee recommends raising \$300.
81. To see if the Town will vote to raise and/or appropriate \$100 for Maine Public. *Prior year raised \$100.*  
The budget committee recommends 0.
82. To see if the Town will vote to raise and/or appropriate \$1,100 for Maine Coast Memorial Hospital's prescription program. *No request last year.*  
The budget committee recommends 0.
83. To see if the Town will vote to raise and/or appropriate \$1,000 for Families First. *New request.*  
The budget committee has recommends 0.
84. To see if the Town will vote to raise and/or appropriate \$300 for Yesterdays Children. *No request last year.*  
The budget committee recommends 0.
85. To see if the Town will vote to raise and/or appropriate \$1,000 for Emmaus. *No request last year.*  
The budget committee recommends 0.
86. To see if the Town will vote to increase the property tax levy limit of \$506,752.41 established for Sedgwick by State law in the event that the municipal budget approved under the preceding articles will result in a tax commitment that is greater than that property tax levy limit.

Given under our hands at Sedgwick, Maine, this 14th day of February, 2019.

/s/ Michael Sheahan  
/s/ Robert Publicover  
/s/ Benjamin Astbury  
Selectmen of Sedgwick

A true copy  
Attest:  
Cynthia Reilly  
Resident of Sedgwick, Maine



**MUNICIPALITY OF SEDGWICK  
2019  
ASSESSOR'S NOTICE**

**In accordance with Title 26, M.R.S.A., Section 601 and 706, as amended, the Assessors of the Municipality of Sedgwick hereby give notice to all persons liable to taxation in said municipality, that they will be in session at the Sedgwick Town Office in said municipality on Monday, the 1st of April from 9 a.m. to 5 p.m. for the purpose of revising lists of the estates taxable in the said municipality.**

**Owners**

All persons liable to taxation in the Municipality of Sedgwick, Maine, and all Personal Representatives, Trustees, etc. of all estates taxable in said municipality of such persons are hereby notified to furnish to THE ASSESSORS TRUE AND PERFECT LISTS OF ALL THEIR ESTATES, REAL AND PERSONAL, not by law exempt from taxation, of which they were possessed on the first day of April 2019, and be prepared to make oath to the truth of the same and to answer all proper inquiries in writing as to the nature, situation and value of their property liable to be taxed.

**Estates Distributed**

And when estates of persons deceased have been distributed during the past year, or have changed hands from any cause, the Personal Representative, or other persons interested, are hereby warned to give notice of such change, and in default of such notice will be held under the law to pay the tax assessed although such estate has been wholly distributed and paid over.

**Persons Doomed**

And any person who neglects to comply with this notice is hereby barred to his right to make application to the ASSESSORS for any appeal therefrom. For any abatement of his taxes, unless he furnishes such list with his application and satisfied them that he was unable to furnish it at the time appointed.

February 8, 2019

/s/

Michael Sheahan

/s/

Robert Publicover

/s/

Benjamin L. Astbury

Assessors

TOWN OF SEDGWICK

Selectmen: Thursday 6 pm Town Office 359-2275; 359-2342 Fax  
Michael Sheahan 266-1577  
Robert Publicover 359-8098  
Ben Astbury 479-4421

Tax Collector: Elizabeth Gray Office 359-2275, Cell 669-2424  
Tues. 9 a.m.-3 p.m., Wed. 9 a.m.-5 p.m., Thurs. 12-6 p.m.

Town Clerk: Cindy Reilly Office 359-2275, Home 326-9012, Cell 610-0585  
Town Office: Wed. 1-6 p.m., Thurs. 1-7 p.m. or by chance or appointment

Treasurer: Cindy Reilly Office 359-2275, Home 326-9012, Cell 610-0585

Assistant to the Selectmen Barbara Grindle 359-2275  
Mon., Tues., Fri. 1-5 p.m., Thurs., 1-7 p.m.

Animal Control Officer: Allan Van Reijssen Cell 401-829-2303, Home 359-8728

Board of Appeals Fred Marston, Chairman 359-8958

Code Enforcement Officer/  
Plumbing Inspector Frank Tracy 478-7756

E-911 Officer: David Carter 359-8997

Fire Department: David Carter, Chief (In case of FIRE, call 911)  
1<sup>st</sup> Mon. of each month 7:30 p.m. Ridge Rd Fire House  
Burn Permits: David Carter, 359-8997

Game Warden: Dept. of Public Safety 1-800-432-7381

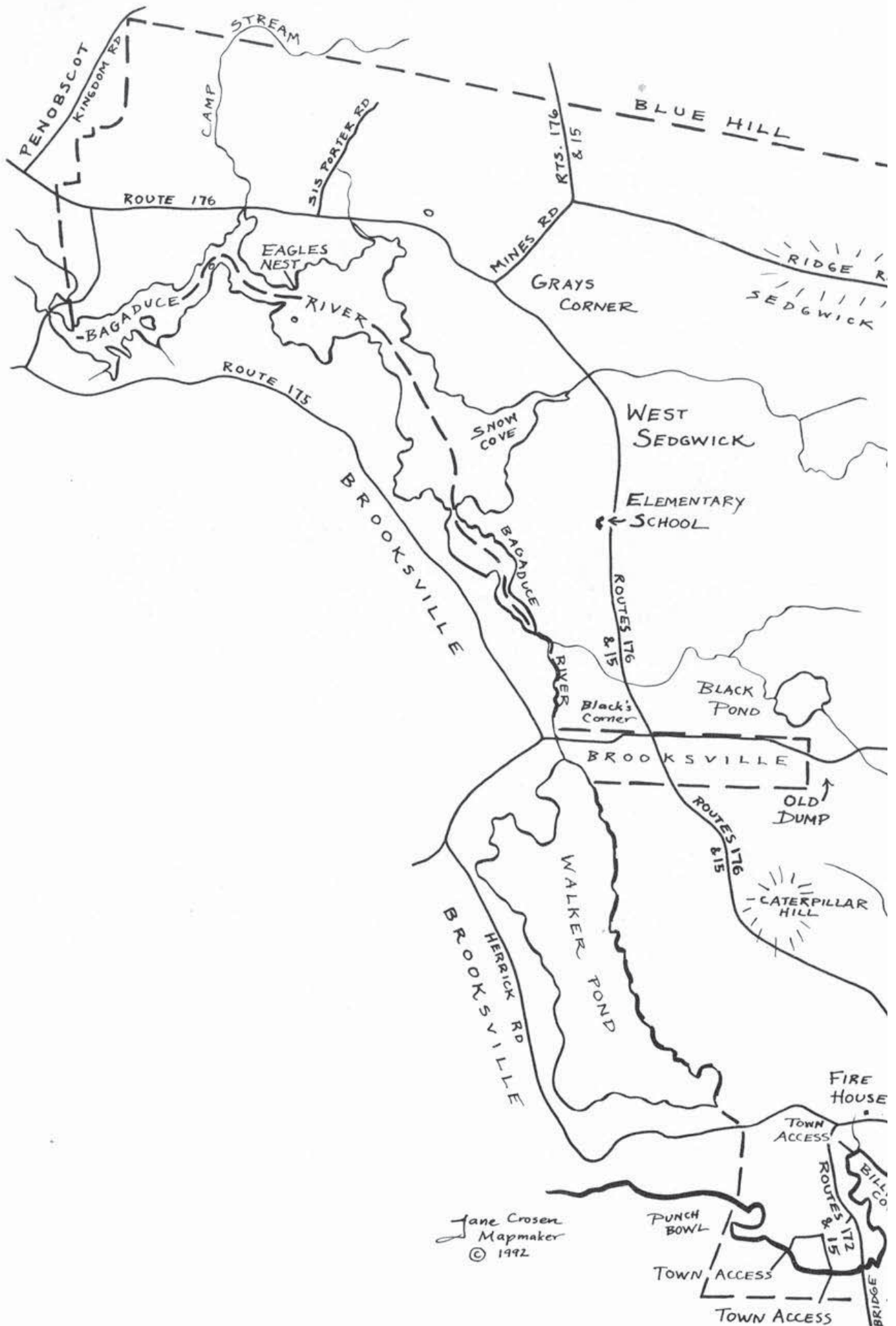
Harbormaster: Bill Grant 359-2232  
Deputy Harbormaster: Duane Ford 610-9544

Health Officer: Dr. Dennis DeSilvey 359-8495

Planning Board: Michael Rossney, acting chairman 359-2426  
Meets 2<sup>nd</sup> Tues. of each month 7 p.m. Town Office

Road Commissioner: Paul Carter 359-4493

School Board: Principal's Office 359-5002 Andrea Faurot  
Union 76 Office 348-9100 Chris Elkington, Super.  
Chairman of the Board  
3<sup>rd</sup> Tues. of each month 6 p.m. Elementary School



Jane Croson  
 Mapmaker  
 © 1992