

The University of Maine

DigitalCommons@UMaine

Maine Town Documents

Maine Government Documents

2018

Town of Sabattus Annual Report Fiscal Year Ending June 30, 2017

Sabattus, (Me.)

Follow this and additional works at: <https://digitalcommons.library.umaine.edu/towndocs>

Repository Citation

Sabattus, (Me.), "Town of Sabattus Annual Report Fiscal Year Ending June 30, 2017" (2018). *Maine Town Documents*. 8629.

<https://digitalcommons.library.umaine.edu/towndocs/8629>

This Report is brought to you for free and open access by DigitalCommons@UMaine. It has been accepted for inclusion in Maine Town Documents by an authorized administrator of DigitalCommons@UMaine. For more information, please contact um.library.technical.services@maine.edu.

Town of Sabattus Annual Report



**Fiscal Year Ending
June 30, 2017**

TABLE OF CONTENTS

	Page
Time Period of the Annual report	2
Hours of Operation & Phone Numbers	3
Town Contacts	4
Town Manager's Report	5
Police Dept. Report	7
Fire Dept. Report	11
Code Enforcement	13
Public Works Dept. Report	14
Transfer Station Report	15
Sabattus Sanitary District Report	16
Assessors' Agent & Tax Collector Report	17
Assessments with Exemptions	19
Unpaid Real Estate & Personal Property Taxes	54
Personal Property Assessments	55
FY2017 Audit Statements	56
Notes page	64
May 17, 2018 Annual Town Meeting Warrant	65

What time period does the information in this Annual Report cover?

All of the Town's financial information in this report (expenses, revenues and employee compensation information) is for the **2016-2017 Fiscal Year (FY17) beginning July 1, 2016 and ending June 30, 2017**. We are required to report audited financials for the Annual Town Report and FY17 is the most recent fiscal year for which we have audited figures. The current fiscal year that we are in (FY18) does not end until June 30, 2018.

However, because of the timing when we print the Annual Town Report nearly a year after the Town's last fiscal year ends, Department Head reports and other letters offer information based on different timeframes such as calendar year 2017 and more recent information when applicable.

The primary reason for different time periods is that the most current data for various areas of the Town operation: audited financials, tax assessments, crime statistics, building permits, etc., varies depending on the data source. In all cases, we strive to give you the fullest and most up-to-date information about Town operations. We have noted on each data table the specific time period for which the figures are related.

Hours of Operation & Phone Numbers

Sabattus Town Office. Phone: 375-4331 / Fax: 375-4104

Monday, Wednesday, Thursday, 8:00a.m.- 4:30p.m.

Tuesday 8:00a.m.- 6:00p.m.

Friday 8:00a.m.-1:00p.m.

The Town Office offers the following online services. Please visit our website at [www.sabattusmaine.com](#) and click on online services under Town Links

- License your dog
- Register your motor vehicle
- Register your ATV/snowmobile
- Register your boat
- Renew your hunting/fishing license
- National Saltwater Angler Registry
- Apply for a Open Burn Permit
- Apply for a motor vehicle registration reminder:

The Town Office accepts all forms of credit/debit cards through the Maine Payport system which charges a fee of 2.5% for all transactions.

Police Department. Phone: 375-6952 or 375-8124 / Fax 375-2504

Code Enforcement/Plumbing Insp./ Health Officer / Bldg Insp. Phone: 375-4331

All office hours are at the Municipal Building

- Tuesday 8:00a.m.-6:00p.m.
- Inspections are by Appointment only. Cell phone # 751-6778

Assessing: The Assessors' Agent is in the office two days each month. Please contact the Town Office at 375-4331 or 375-8113 for the schedule. Assessing Agent: Donna Hays

Public Works. Phone: 375-8702 / Fax: 375-2506

Monday - Friday: 6:30a.m.-3:00p.m.

Transfer Station. Phone: 375-2507 / Fax: 375-4104

Wednesday, Saturday & Sunday: 8:00a.m.-3:00p.m.

Fire Department. Phone: 375-4201 / Fax: 375-2505

Town Contacts

SELECTMEN, ASSESSORS & OVERSEERS OF THE POOR

Mark R. Duquette-Chair	Term Expires: December 2019
Jean Paul Curran-Vice Chair	Term Expires: December 2018
Guy Desjardins	Term Expires: December 2018
Richard Lacombe	Term Expires: December 2019
Nicholas Gayton	Term Expires: December 2020

Anthony Ward:	Town Manager
Amy M. Duquette:	Office Manager/Treasurer / Deputy Tax Collector / Motor Vehicle Agent /Deputy General Assistance Administrator / Inland Fisheries & Wildlife Agent/Deputy Town Clerk/Deputy Registrar of Voters/
Judy D. Fournier:	Tax Collector / Town Clerk/ Registrar of Voters/Deputy Treasurer/General Assistance Administrator / <i>Planning Board Secretary</i>
Lisa Buteau	Office Clerk
Chris Desjardins	Office Clerk
Gary Baillargeon:	Police Chief
Sheila Wetherbee:	Lieutenant
Richard Stanton:	Detective / Sergeant

PATROL OFFICERS

Jeremy Petty	Christopher Miller	Peter Theriault II
Matthew Bowers	Gregory Mailhot	
Melissa A. Kelly:	Police Dispatcher / Constable / Administrative Assistant	
Jeff Cooper:	Animal Control Officer	
Marc Veilleux:	Fire Chief	
Steve Coffey:	Assistant Fire Chief	
Dennis Douglass:	Code Enforcement Officer / Local Plumbing Inspector / Building Inspector / Health Officer	
Gary LaBonte:	Public Works Road Foreman	
Jerry Sabins:	Transfer Station Manager	
J.P. Normand LaPlante:	Emergency Management Director	
Donna Hays:	Assessors' Agent	



TOWN of SABATTUS

190 Middle Road • Sabattus, Maine 04280 • Phone: (207) 375-4331 • Fax: (207) 375-4104

Citizens of Sabattus,

It is with professional and communal respect that we submit to you the Annual Report of the Town of Sabattus for the fiscal year ending June 30, 2017.

The purpose of an Annual Report is informing residents of the financial condition of the town and the operational aspects of each town department. Another purpose is informing the residents about potential long term projects. I find the mixture of reporting the financial status of Town for fiscal year 2017 and operational aspects for fiscal year 2018 beneficial because it provides larger representation of the Town's growth.

The Town's financial statement provides overview of a municipality's financial performance at a certain date in time while providing opportunities for comparison with past performances. Reviewing of the current financial statement shows the stability of Sabattus with continued growth of revenues and frugal expenditures by the Town. A goal set by the Board of Selectmen and I, along with previous Boards and Town Managers, was reaching the recommended levels of unrestricted reserves. In FY 2017, the Town of Sabattus obtained this goal, which demonstrates the stable financial condition. These funds are critical in sustaining the Town through unpredictable and unanticipated fiscal circumstances.

Town staff, Board of Selectmen and Town committees made substantial gains and improvements within the recent years. These successes include road upgrades and ditching of Lisbon Road and Jordan Bridge Road while simultaneously developing a 10-year plan for road improvements throughout the Town. The Ordinance Review Committee and Planning Board completely revamped the Town's Ordinances, which was approved at last Town Meeting and prepared new zoning ordinances that shall be voted on at this year's Town meeting.

Portions of the infrastructural improvements previously approved were completed. This includes the Town Office and Police Department upgrading their internet connections and progressing to a fiber optic system. This action permitted the updating of the Town's phone system and connecting all Town Department's communication system. The Town also removed the expired fueling system from the Public Work facility and replaced it with a modern system that will last the Town 30-years.

During the past year and half, the Town purchased several needed items that were approved at previous Town Meetings. The items include but are not limited to:

- a secure evidence facility for the Police Department
- a new cruiser
- a new hydraulic vehicle entry system "Jaws of Life" for the Fire Department
- 2017 Case 4-Wheel Loader with plow system
- air frame packs for the Fire Department
- purchased and installed a vehicle exhaust system in both fire stations

I must acknowledge the dedication and hard work by all our Town employees. This past year provided multiple challenges and every employee met these challenges without hesitation. Their dedication and work ethic truly reflects the community we serve.

If you have any ideas on methods of improving services or increasing services, please feel free to contact me at the Town Office or e-mail me at award@townofhills.com. Additionally, like us on Facebook and visit our website (www.townofhills.com) for information on what's happening with your Town government.

Respectfully Submitted,



Anthony Ward
Town Manager



TOWN of SABATTUS POLICE DEPARTMENT

190 Middle Road • Sabattus, Maine 04280 • Phone: (207) 375-6952 • Fax: (207) 375-2504

Dear residents of Sabattus,

As I wrote my third annual report for this great community, I sat down and reflected on the past year. What an absolute amazing experience completing two years as your Police Chief. I must say, it has been a challenging, but also a very exciting one for the future of this department.

Since my last report to you, we have welcomed two new additions to our department. Gregory Mailhot joined the department in May of 2017. Officer Mailhot has completed his initial training and has been patrolling our fine community and has been doing an exceptional job. Officer Peter Theriault was hired in December of 2017. He is currently completing his training at the Maine Criminal Justice Academy and will begin his Field Training program in May. I look forward to seeing how these new additions will improve our department and assist our community in the years to come.

The Sabattus Police Department full-time staff currently consists of myself, Lieutenant Sheila Wetherbee, Detective Sergeant Richard Stanton, Officer Jeremy Petty, Officer Christopher Miller, Officer Gregory Mailhot, Officer Peter Theriault and Administrative Assistant/Dispatcher/Constable Melissa Kelly. Additionally, we have four part-time officers consisting of Allen Huntington, Andrew Levesque, Jason Chaloux and Shawn Kelly.

The Sabattus Police Department aggressively pursues alternate funding sources so that any additional patrols or equipment can be purchased with no impact on the police budget or mill rate of the town. We have acquired over thirty (30) thousand dollars in grant funding for increased patrols for Impaired Drivers, Distracted Drivers, Speed enforcement and Seat belt enforcement. This grant funding enabled us to increase the number of patrol hours with no impact on the budget.

We were also able to use these alternate funding sources to purchase upgraded and much needed equipment for our department. We were able to purchase night vision optics as well as thermal imaging optics to add to our equipment inventory. All of this equipment and extra patrols was 100% paid for through grant funding with absolutely no impact on the police budget or the town's mill rate.

The Sabattus Police Department is beginning the process to become "Accredited" through the Maine Law Enforcement Accreditation Program". The Maine Law Enforcement Accreditation Program (MLEAP) is a voluntary process where police agencies in Maine prove their compliance with Maine Law Enforcement's current Best Practices or Standards. These standards were carefully developed by Maine Law Enforcement professionals to assist agencies in the efficient and effective delivery of service and the protection of individual's rights.



Chief Gary E. Baillargeon

Sabattus Police Department

The Maine Chiefs of Police Association (MCOPA) developed the Accreditation Program to assist Maine agencies in meeting their professional obligations to the citizens of Maine. An appointed Committee of CLEOs or other executive level sworn members who hold Active Membership in the MCOPA as well as other critical partners identified by the MCOPA Board of Directors from across the state developed the Accreditation Program and identified the Standards for Maine Law Enforcement. This committee now conducts reviews of an agency's efforts and awards "Accredited" status.

Being "Accredited" means that the agency meets or exceeds all of the identified Standards for Maine Law Enforcement Agencies. These standards cover all aspects of law enforcement operations including: use of force, protection of citizen rights, pursuits, property and evidence management, and patrol and investigative operations. While being "Accredited" does not guarantee an agency will not make a mistake, it does ensure that the agency has carefully thought about these critical issues, has developed policy and procedures to address them and has systems in place to identify and correct problems.

There are a number of benefits to becoming an "Accredited" police agency. Sworn members exercise government's most awesome powers – the power to stop and question a citizen, the power to arrest a citizen, to seize his person and property, and the power to use force in that process. Sworn members often operate alone without direct supervision. Law enforcement agencies direct and control their sworn members' activity through supervision, training, and written policies and procedures. Since supervisors cannot always be present, the training and the policies and procedures of an agency are critical to ensuring proper performance. Appropriate equipment is also necessary. The MLEAP ensures an agency has addressed the most critical of law enforcement issues in both policy as well as actual operation. MLEAP does not tell an agency what their policy must be, but rather it ensures that the policy, procedure, or operation addresses all of the critical aspects of an issue.

MLEAP assures both governing bodies and citizens of a community that their law enforcement agency is operating in a manner that reflects the current best practices of law enforcement. It reduces sworn member and agency risks. It can provide citizens with reassurance and improve community cooperation – and can also lead to improved performance of the department. Being accredited will also give the Sabattus Police Department a 15% discount on liability insurance rates through the Maine Municipal Association.

We at the Sabattus Police Department are always striving to improve our services to the community we serve. Beginning the process to become accredited, though a very long process, is just one more way to improve how we deliver services to this is an amazing community. The residents of Sabattus should expect nothing less than this exceptional level of service from your police department.

STATISTICS

Sabattus has the lowest crime rate per capita (8.34) and is the safest community in Androscoggin County, according to the 2016 statistics obtained from the Maine uniformed crime report. Thankfully our crime rate per capita saw a 29.68% decrease in 2016 from 11.86 (2015) to 8.34 (2016). Index Crimes can be broken down into two categories, Violent crimes and Property Crimes. Sabattus saw a 30% decrease in Index Crimes from 60 (2015) to 42 (2016).

The Town of Sabattus was also ranked by Safewise as one of the top 20 safest cities in Maine for 2017. You can see the ranking [here](#).

ARRESTS

The Sabattus Police Department saw a substantial decrease of approximately 46 % in the amount of arrests made for 2016/2017 fiscal year.

Type of Crime	Number of Arrests
OUI/Alcohol Related	15
Criminal Traffic	33
Warrant/Violation of release	35
Drugs	33
Crimes against persons	13
Crimes against property	14
Public order	8
Protective custody	3
Assault on an officer	0
Domestic violence related	19
Weapons Violations	2
ACO Related	5
Total	180

The department experienced a slight decrease of approximately 6% in calls for service. The Sabattus Police Department responded to 4,326 calls for service. Below is a table outlining the most common calls for service that we responded to.

CALL TYPE	# of calls	CALL TYPE	# of calls	CALL TYPE	# of calls
MV Accidents	136	Domestic Disturbance	43	Motorist Assist	58
Abandoned 911	88	Court Paperwork Service	71	Alarms	27
Animal Complaints	285	Assault	19	Asst. Other Department	308
Bad Checks	15	BOLO (Be On The Lookout)	49	Burglary	13
Children Trouble	20	Town Ordinance Viol.	1	Criminal Mischief	42
Criminal Trespass	29	Disturbance/Disorderly	31	Escorts	127
Family Offense	7	Field Interview	24	Fight/Disturbance	5
Fireworks Violation	9	Fraud	11	Harassment	40
Hazardous Conditions	77	K9 Requested	2	Landlord/Tenant Disputes	6
Lost/Found Items	27	Missing Persons	5	MV Inspection Permits	17
MV Laws Complaint	154	MV Theft	1	Narcotics/Drug Violations	9
Neighbor Troubles	6	Noise Disturbance	20	Open Door/Window	5
Other Criminal	13	Other Non-Criminal	362	Parking Violation	10
Medical/Mental Health	76	Medical Other	197	Community Contact	31
Police Information	70	Probation Hold	2	Property Check	76
Public Service Call	11	Sex Offense	9	Repossession	9
Request to Notify	4	Retrieve Property	20	Stolen Property Recovery	2
Suicide	2	Suspicious Condition/Vehicle	245	Theft	51
Threatening	16	Traffic Control	117	MV Stops	1,015
Violation of Abuse Order	1	Viol. Of Bail Conditions	3	Viol. Of Harassment Order	1
Warrant	56	Weapons Gun/Knife	10	Well Being Check	71
Asst. Fire Department	59			TOTAL CALLS FOR SERVICE	4326

We cannot do this alone, we welcome and need the assistance of our community. We ask that all citizens be vigilant in watching for suspicious behaviors in your neighborhoods. Call us anytime day or night and we will be there!

As you can see, the Sabattus Police Department has again been very busy this year. It has been a year of transition, but a year that will shape the future of this agency. I look forward to being part of this agency for the years to come and be able to see the fruition of this transition. As always, my door is open, if you have any issues, problems, or just want to say hi, stop in, I'd love to see you.

Respectfully Submitted,



Gary E. Baillargeon
Chief of Police

FIRE DEPARTMENT ANNUAL REPORT



Sabattus Fire & EMS Department

Marc Veilleux, Fire/EMS Chief

190 MIDDLE RD.

SABATTUS, ME 04280

TEL 207-375-4201

FAX 207-375-2505

MVeilleux@Sabattus.org

www.sabattus.org



April 25, 2018

To the Citizens of Sabattus,

2017 has once again been a very positive year for the Sabattus Fire and EMS Department. This being my 5th year as your Fire Chief, I continue to see many advancements and positive changes within the service. With that said, it is with great pleasure that I submit the 2017 Annual Report to the Town of Sabattus.

The Sabattus EMS First Responders are trained emergency medical technicians (EMTs) ranging from emergency medical responders to paramedics, and even a cardiac Nurse Practitioner. They are trained to respond to critical emergency medical calls and provide basic life support prior to the arrival of United Ambulance Service for transporting to the hospital. They respond to incidents ranging from cardiac arrests, shortness of breath, seizures, diabetic problems, and many other critical incidents and injuries. Currently, there are 10 active EMT responders in the program and other members actively enrolled in an EMR first responder or EMT program. Currently, there is 1 member pending testing through the national registry to become an EMT and 1 member who is beginning a class in June. Our goal is to continue to have more personnel trained and available to respond to medical incidents in the coming year.

I would like to express to you how fortunate the Town of Sabattus is to have such a devoted and hardworking fire and EMS department. On May 25th, Chief Veilleux and other members of the Sabattus Fire and EMS department will be awarded the **Maine EMS 2018 Excellence award**. This prestigious award is conferred for contributions to the EMS system at the regional or state level through significant contributions in system development and quality process improvement. I can't express how proud I am of the members for all their efforts. This kind of perseverance demonstrates how committed they are to assure their safety as well as the safety of your community. Your firefighters continue to put enormous amounts of hours in to being qualified and well-trained.

Currently, there are 3 members who are attending the rigorous 240+ hours of training to achieve the certification of firefighter 1 & 2 and will be certified to that level sometime at the end of July. With these members achieving this certification, this will bring our department to 98% certification. Just a mere 4 years ago our department was at 40% certified firefighters. Members continue to train on a monthly basis as well as through various methods to include weekend fire attack schools.

This past November, Assistant Chief Robert Gayton resigned from the position of Assistant Chief. I would like to thank him for his 4 years in that position and for his 14 years of service with the department protecting the citizens of the community. The vacated position was posted both internally and externally and 5 candidates were interviewed. Stephen Coffey, a resident of Sabattus, was chosen for the position. Stephen came to the department

2 years ago with more than 20 years' experience, to include holding the position of Deputy Chief with a department out of New Hampshire. Stephen has already proven to be an integral part of the administration within the department and we are extremely happy to have him on board.

Please check your smoke alarms and ensure they are all in working order, and if you are building or doing major renovations to your home, please consider residential sprinklers. It is a proven fact that working smoke alarms save lives, and residential sprinklers save lives and property!

I must remind you all that this department is made up of volunteer firefighters that live within a 5-mile radius of the station. However daytime response is at an all-time low as most all members work full time jobs and are not available during normal work hours. If any of you have a desire to be part of the Brother and Sisterhood in one of the most rewarding fields or if you are licensed through Maine EMS and are interested in being a part of the Fire and Rescue community either in the emergent or non-emergent aspect; please do not hesitate to contact me or fill out an application which is available on the town website at [www.townofsabattus.com](#). Come join a great group of committed individuals' "Citizens Volunteering to Protect Life and Property" within the community.

The men and woman of your Fire/EMS Department continue to aggressively seek out and learn better ways to serve the community through training, public education, and on-the-job experience. Many of your Sabattus emergency responders work fulltime for other emergency organizations in other communities, as well as hold regular employment positions. This kind of diversity and education from various agencies allows Sabattus responders to be leaders in their field and best serve our town. As your fire chief, I am pleased with the forward progress and proactive approach to our expanding community and its needs.

I want to remind all the citizens of the community that numbering your homes, so that it is visible from the road, is a town ordinance. We as responders continuously struggle to locate homes during times of emergencies, which takes valuable time away from the care we should be giving to you or your loved ones. Please take a moment the next time you're pulling in to your home and see if your house number is visible, at night, from the road. If not, we also can't see it. House numbers can be purchased at local hardware stores. Also, as a courtesy, the Sabattus Fire Association is selling reflective house numbers for your homes or mailboxes. Forms can be obtained at the fire stations, or on line at the Towns' website at [www.townofsabattus.com](#). A mere \$15.00 could save you or your loved one's life!

Despite time constraints and family obligations, the members of the Sabattus Fire and EMS Department still find time to volunteer and serve our community, facing high risk of injury, or even death, protecting life and property. It gives me great pleasure to know that the Town of Sabattus has such dedicated firefighters and EMS professionals working for our community. It is very important that we strive to be progressive and proactive and continue to maintain a high level of service. I continue to say that I am very proud to be part of this organization and honored to serve as your Fire Chief. Please do not hesitate to contact me with any questions or concerns.

Respectfully submitted,



Marc Veilleux, CFO-1, CFI-1, NREMR
Fire/EMS Chief
Town of Sabattus Fire & EMS Department



Code Enforcement

Dennis J. Douglass

Code Enforcement Officer, Building Inspector,

Licensed Plumbing Inspector, 911 Addressing Officer

The Code Enforcement Officer, Building Inspector and Plumbing Inspector administers law relating to land use such as; building codes, shoreland zoning, minimum lot standards and the Maine Plumbing rules.

A major function of the Code Enforcement Office is to provide information to the public and to assist property owners in making prudent land use decisions. The office receives many requests for information on subjects ranging from land use regulations and building matters to issues involving State and Federal laws.

The office has an extensive collection of reference materials and can provide answers to some fairly complicated questions.

All construction within the boundaries of the Town of Sabattus requires a permit(s). Applicants may contact the Code Enforcement Officer at 751-6778 for any questions they may have. The Code Enforcement Office may also be contacted on the Internet at www.sabattus.org.

A permit is required for all new construction / remodeling / demolition / signage

A permit is not required for repairs

A permit is not required for a boundary fence (max. 6' height)

Permits for calendar year 2017

	<u>Total permits</u>	<u>Fees</u>	<u>Value</u>
Demolition permits	7	\$20	\$0.00
Mobile home permits	11	\$3149	\$595,995
New single family home permits	16	\$7,685	\$2.4 mill.
Commercial construction permits	4	\$728	\$208,000
Garage permits	16	\$3,179	\$335,800
Storage shed permits	10	\$415	\$31,620
Miscellaneous permits	27	\$1159	\$115,804
Internal plumbing permits	32	\$2330	\$0.00
HHE200 – Septic system permits	13	\$2950	\$0.00



Public Works Department Annual Report

Town of Sabattus Citizens:

The Public Works Department operates with a very small staff. The crew consists of Chuck Cox (mechanic), Ralph Destefano (truck driver/laborer), Tony Galipeau (truck driver/laborer), Matt Gaydos (truck driver, laborer, equipment operator), Tim Pinard (lead equipment operator), and myself Gary Labonte, your Road Foreman. The Town graciously approved the purchase of a Case 621E front end loader with a plow and wing attachment at the 2017 Town Meeting. This tractor arrived 2 days before the first snowstorm of the 2017/2018-winter season. Specifically, this tractor provided for increased efficiency and reliability in maintaining Town roads throughout this winter season.

Some of this past year's highlights:

Spring

During the time period, ground is thawing and beginning to dry. One of the most important responsibilities I perform during this period is the posting of local roadways with weight restrictions. It is important to note that these restrictions do disrupt some local businesses, but these restrictions ensure that our roads are not damaged when they are the most vulnerable.

Work during this period includes: general maintenance of Public Works grounds and buildings, Martin's Point cleanup and dock setting; A street sweeper is rented for a week, and the town's small sweeper is used to complete town wide cleaning, including the Fire Department and Town Office. Road maintenance includes filling potholes and placing "bump" traffic signs. Trucks, plows, and equipment are cleaned, painted, and repaired from winter wear.

Summer

Local road repairs are maximized during this period, while allowing for staff to use leave time, as they are unable to do so during the winter season. Work included roadside mowing using a rented side mower, regular mowing of cemeteries, Martin's Point, and other Town properties. To complete ditching to address problem drainage areas, an excavator was rented. In 2017, 300 feet of culverts were installed. Paving was contracted out to complete a couple miles of resurfacing of Lisbon Rd.

Fall

Efforts focus on winter preparation, including installing and repairing all pieces of snow removal and road treatment equipment. Work at this time of year includes ensuring that culverts are operating and clear of debris, and potholes are cold patched. Fall clean up of the cemeteries is outsourced.

Winter

The winter of 2017/2018 brought challenges for Public Works. The budget was beyond depleted due to frequent weekend storms and several multi-day storms. 1,300 tons of salt (significantly more than last year) and 4,000 yards of sand were used this season to keep Town roads open and safe.

I thank everyone at Public Works for their hard work and dedication, the Board of Selectmen, the Town Manager, the Town Office staff, and the members of our community for your support.

Thank You,

Gary LaBonte, Road Foreman



Transfer Station

To the Citizens of Sabattus:

Recycling tonnage rate was 38% for 2017(The most current available) which was 12% below the State of Maine recycling goal. With the help of citizens, we can improve our recycling rate, increase our revenue, and decrease our household waste as well as reduce the tipping fee charged to the Town to dispose of waste.

2017 Recycling Statistics

Card board	51 Tons
Newspaper / Magazines	40 Tons
Mixed paper	49 Tons
Glass	10 Tons
Tin/aluminum	12 Tons
Plastic 1-7	20 Tons
TVs/Computers etc	14 Tons
Metal	107 Tons

By taking recyclables out of the waste stream, Citizens saved \$13,176.00 in tipping fees and collected \$34,965.00 from the sale of recycled material, and demo wood /electronics/ metal fees.

Reminder clear trash bags are required, and are available to purchase at the transfer station.

Syringe users please use a container of hard plastic such as a laundry detergent bottle with a cap. Place your used syringes inside the bottle and secure with the cap before disposal and put in the household waste stream.

I would like to thank my outstanding staff for doing a great job this past year:
Leadman, Michael Whitney, Leroy Couillard, Clifford Michaud, and Arthur Cefalo

Any resident seeking information regarding the Transfer Station, please leave a message for Jerry at 375-2507 or visit the town website @ [www.sabattusmaine.com](#)

Respectfully submitted

Jerry Sabins
Transfer Station Manager



SABATTUS SANITARY DISTRICT'S ANNUAL REPORT

March 2018

The Sabattus Sanitary District's mission is to continue to serve it's customers in a professional manner and strive to achieve quality effluent through its wastewater treatment process and to protect the environment by meeting its discharge permit to the Sabattus River. The Department of Environmental Protection sets strict limits to achieve through our discharge permit and we take pride in meeting those limits on a continual basis. The District continues to go above and beyond to adapt and establish good working relationships with its customers and the people they work with to achieve the goals they set forth in the most cost effective manner, without affecting the quality of its work and product. Clean and safe drinking water is also a priority for the District as well as providing fire protection to its customers and residents of the community. Since its establishment in 1969, the drinking water in Sabattus meets all of the standards set forth by the State and Federal agencies and its guidelines. The District provides an excellent quality of water provided through 2 gravel packed wells approximately 60 feet deep and pulls water from an underground aquifer. The District does not add any chemicals to its water supply. The District collects required monthly samples and performs testing to assure safe and great tasting quality water to its customers.

The Sabattus Sanitary District received 6 new residential sewer hook ups in 2017, and the water received 6 new services. In 2017, the Water Division encountered a total of 2 water breaks, both on Main St. The total water pumped from Marsh Rd. pump house for 2017 was 50.82 million gallons, with a daily average of 142,750 gallons per day. No violations occurred in 2017. All required sampling set by the State were met. The Sewer Division treated approximately 32.94 million gallons, with a daily average of 92,530 gallons per day discharged into the Sabattus River. No violations occurred in 2017. Again, all testing required by the State met their requirements.

The sewer rates were adjusted and raised effective January 1, 2016 to meet the department's obligations. The rate increase will occur over a 2 year period to help lessen the burden to our rate payers. The last increase was in 2010. With little growth and no commercial users to help offset the costs of operations, it is always a challenge to keep rates stable for our customers.

The District has continued working on a Capital Improvement Plan (C.I.P.) for both departments. The District currently budgets these capital expenses in its annual budget.

The District continues to contract with the Town to do all of its administrative duties in an order to save money and keep rates stable. All Payments will be made at the Town Office. We continue to communicate with the Town Manager and his staff on upcoming projects, safety issues etc... that benefit not only the employees but the ratepayers. The District is always looking for ways to provide its customers with the best quality product and do it in a cost effective manner. The District has completed upgrading its lighting to LED lighting to receive energy cost savings. The District received a discharge permit modification and will receive some reduced testing again providing a savings to the District.

The District also received the privileged SHAPE (Safety & Health Award for Public Employees) through the State of Maine Department of Labor in 2015 and received an extension up to 2021, and continues to work with the State annually to assure a safe work environment for its employees.

Paul H. Morin
Superintendent
Sabattus Sanitary District & Water Division

ASSESSORS' AGENT & TAX COLLECTOR'S ANNUAL REPORT

The Town of Sabattus maintains permanent records with title information, descriptions of land and buildings, and the valuation of all properties taxable and exempt, tax maps, lists of property, property tax cards, commitment books, exemption applications and proof of qualifications.

Property Tax Exemptions

Homestead Exemption

Under this law, homeowners are eligible for a \$20,000 for Tax Year 2019. In order to qualify you must have owned property in Maine for at least twelve months prior to April 1st and make the property you occupy your permanent residence.

Veteran's Exemption

A home owner may be eligible for a reduction in the valuation of his/her property if s/he:

- Has permanent residence in Sabattus on April 1st
- Is a veteran who was honorably discharged
- Served during a recognized war period in the U.S. Armed Forces
- Is 62 or older or an unremarried widow/widower of a qualifying veteran
- Is under age 62 but 100% disabled due to a service-related disability

An application along with proof of service and discharge, such as a copy of a DD214 form must be provided for veterans who served during WWII or later. The exemption is a \$6,000 reduction in valuation.

Paraplegic Veteran

A veteran that received a federal grant for a specially-adapted housing unit may receive an exemption of \$50,000 in valuation.

Blind Exemption

A homeowner that is determined to be legally blind by a medical doctor receives a \$4,000 exemption.

All of the above exemptions require a completed application and may require additional information to support the claim for exemption. All applications must be submitted to the Town Office no later than April 1st of any given year.

Current Use Programs

The State of Maine offers the following "current use programs" which give the property owner a reduction in his/her assessed value. Applications for all these programs are available at the Town Office or at the Maine Revenue Services website (www.maine.gov). All applications must be filed on or before April 1st. In order to be eligible, each program has certain criteria that must be met. Any change in use of the land warrants withdrawal from the program and a penalty assessed.

Tree Growth

This program provides for the landowner with at least 10 acres of forested land that wishes to maintain land for the planting, culture, and continuous harvesting of trees. A Forest Management and Harvest Plan must be prepared and submitted with the application. Applications must include a map of the parcel indicating the forest type breakdown as well as all other areas not classified as tree growth. The 100% valuation per acre for each forest type by county is determined by the State Tax Assessor each year. If the classified parcel no longer meets the criteria of eligibility or the landowner withdraws from the program, a penalty on an amount between 20% and 30% of the difference between the tree growth value and the fair market value will be assessed depending on the amount of time in the program.

Farmland

In the farmland program, the land must be used for farming, agriculture, or horticulture. Farmland can include woodland and wasteland. At least five (5) contiguous acres of land is required and the tract must contribute at least \$2,000 gross income from farming activities per year in one of the two, or three of the five calendar years preceding the date of application. If the property no longer qualifies as farmland or the landowner withdraws from the program then a penalty will be assessed that is equal to: the amount of taxes that would have been paid in the last five years had it not been in the program, less the taxes that were originally assessed, plus any interest on that balance.

Open Space

Under this program no minimum acreage is required and the tract of land must be preserved or restricted in use to provide a public benefit such as public recreation, scenic resources, game management, or preserving wildlife habitat. Classified land is valued by reducing the fair market value in accordance with a cumulative percentage reduction for which the land is eligible according to certain categories.

- Ordinary Open Space - 20% reduction
- Permanently Protected - 30% reduction

- Forever Wild - 20% reduction
- Public Access - 25% reduction

If the property met all of the above requirements, the owner would see a cumulative reduction of up to 95% on the classified land. If the classified parcel no longer meets the criteria of eligibility or the landowner withdraws from the program, a penalty will be assessed equal to: an amount between 20% and 30% of the difference between the open space value and fair market value depending on the amount of time in the program.

Respectfully Submitted,

Donna Moore Hays, CMA, Assessors' Agent to the Board of Assessors/Selectmen
Judy D. Fournier, Tax Collector

**** Important Notice about property taxes for buyers and sellers****

1. Under Maine law, payments of property taxes are the responsibility of the person who owns the property as of April 1st.
2. Both the buyer and seller may agree to divide the taxes between themselves, but if any part of the taxes are not paid, a lien will be filed in the name of the person who owned the property on April 1st.

Please be Aware

If you are the seller- Even if you no longer own the property, a lien may have a negative effect on your credit rating.

If you are the buyer- If a lien is filed in the sellers' name, The Municipality may still foreclose on your property for unpaid taxes.

Assessments as of April 1st, 2017

<u>OWNER</u>	<u>LAND</u>	<u>BUILDINGS</u>	<u>EXEMPTION</u>	<u>TAXABLE VALUE</u>
19 JEPSON AVE LLC	32,200	137,400	0	169,600
867 SABATTUR ROAD, LLC	50,600	308,000	0	358,600
A D ELECTRIC INC	32,000	188,000	0	220,000
AARON, OWEN	32,900	120,400	0	153,300
ABBOTT LARRY JR	38,800	158,800	20,000	177,600
ABBOTT RONALD A JR	31,600	49,600	20,000	61,200
ABSTER LLC	33,500	140,600	0	174,100
ABSTER LLC	24,600	98,500	0	123,100
ADAMS BEVERLY A	32,000	46,700	20,000	58,700
ADAMS BRIAN	21,600	101,800	26,000	97,400
ADAMS CLYDE M	92,000	61,600	20,000	133,600
ADAMS JOSHUA M	32,200	120,700	20,000	132,900
ADAMS LARISSA	31,600	31,500	20,000	43,100
ADAMS, LANCE A	60,200	73,500	0	133,700
ADKINS CASSANDRA L	32,600	128,800	0	161,400
ADKINS CASSANDRA L	32,400	0	0	32,400
ADKINS CASSANDRA L	34,000	0	0	34,000
ADKISSON JANICE L	98,300	143,100	0	241,400
AFFORDABLE HOMES INC	56,000	249,100	0	305,100
AGNEW CHARLES JR	65,900	211,400	20,000	257,300
ALBERT BRITTA	31,600	84,900	20,000	96,500
ALBERT JERRY	29,300	50,700	20,000	60,000
ALEXANDER PHYLLIS	24,600	0	0	24,600
ALEXANDER SCOTT B.	31,600	57,300	20,000	68,900
ALIBERTI ANTHONY J.	116,000	0	0	116,000
ALLAIRE DANNY	32,000	190,500	20,000	202,500
ALLARD CINDY M	31,400	97,700	20,000	109,100
ALLEN GLEN SR	74,000	174,900	20,000	228,900
ALLEN GLEN SR	9,400	0	0	9,400
ALLEN GLEN SR	68,800	0	0	68,800
ALLEN JEREMY	35,400	42,200	20,000	57,600
ALLEN JOEL	4,100	0	0	4,100
ALLEN JOEL K	4,700	0	0	4,700
ALLEN RICHARD	22,300	135,700	0	158,000
ALLEN RICHARD B	23,500	0	0	23,500
ALLEN RICHARD B	13,100	8,900	0	22,000
ALLEN, RICHARD B	28,500	16,700	0	45,200
ALL-IN INVESTMENTS, INC.	31,400	170,300	0	201,700
ALLRED, MICHAEL	32,200	83,900	20,000	96,100
ALWARD ROBERT	30,700	52,800	20,000	63,500
AMAYA CHRISTINE	31,600	50,000	20,000	61,600
AMES CHRISTOPHER W	32,400	0	0	32,400
AMES CHRISTOPHER W. & MICHELLE A.	83,000	110,600	0	193,600
AMES LAURA	32,500	97,800	20,000	110,300
AMES MICHELLE A	32,600	33,000	0	65,600
AMES MICHELLE A	33,700	400	0	34,100
AMES MICHELLE A	51,200	255,500	20,000	286,700
AMES MICHELLE A	32,200	40,200	0	72,400
AMES TINA	32,200	101,400	20,000	113,600
AMES TRACY A.	35,500	120,700	20,000	136,200
AMES, MICHELLE A	31,600	23,800	0	55,400
AMES,CHRISTOPHE W	32,800	47,800	0	80,600
AMN PROPERTIES, LLC	54,800	0	0	54,800
AMOS SCOTT	0	24,100	20,000	4,100
ANCTIL DARICE	31,700	65,400	20,000	77,100
ANCTIL STEVEN R SR	32,200	47,100	20,000	59,300
ANDERSON TIMOTHY D	31,700	99,700	0	131,400
ANDERSON, OLE T.	0	62,700	26,000	36,700
ANDREWS TIMOTHY	31,600	76,300	0	107,900
ANDROSCOGGIN HOMES LLC	32,600	143,400	0	176,000
ANDROSCOGGIN LAND TRUST	57,500	0	57,500	0
APPLEBEE WILLIAM H	32,200	114,400	20,000	126,600
APSI	28,200	223,500	0	251,700
ARANDA, ALMA	34,500	144,300	20,000	158,800
ARBOR, JASON M.	32,200	111,000	0	143,200
ARCHIBALD TIMOTHY J	32,200	40,700	20,000	52,900
AREL DONALD	21,100	140,000	0	161,100
AREL MARK J	27,000	70,900	20,000	77,900
ARIPEZ MICHAEL	32,500	178,900	0	211,400
ARMSTRONG SUSAN	0	24,800	20,000	4,800
ARNOLD JACQUELINE D	32,300	36,700	26,000	43,000
ARNOLD TODD	33,400	148,000	0	181,400
ARSENAULT PAUL R	32,800	185,800	20,000	198,600

Assessments as of April 1st, 2017

<u>OWNER</u>	<u>LAND</u>	<u>BUILDINGS</u>	<u>EXEMPTION</u>	<u>TAXABLE VALUE</u>
ASHTON KEVIN CHARLES	70,600	105,900	20,000	156,500
ASHTON SCOTT	35,400	130,100	20,000	145,500
ASSELIN RAYMOND F	33,900	261,700	26,000	269,600
ASSELIN, GLEN P.	50,100	175,800	0	225,900
ATWOOD DENNIS	33,700	166,800	26,000	174,500
ATWOOD DENNIS JOHN	27,500	0	0	27,500
ATWOOD HORACE J.	32,700	93,000	20,000	105,700
ATWOOD STEPHEN J	30,700	124,500	20,000	135,200
AUBE MARK	31,600	53,800	0	85,400
AUBE SPENCER	29,000	70,000	0	99,000
AUBE TONY K	171,200	167,100	0	338,300
AUDET RICHARD G. TRUSTEE OF THE	32,700	326,300	20,000	339,000
AUDETTE ALBERT	29,900	108,200	20,000	118,100
AUSTIN ADAM I	31,900	165,200	0	197,100
AUSTIN ADAM P	32,800	49,700	20,000	62,500
AUSTIN ALLEN	34,200	247,700	20,000	261,900
AUSTIN BENJAMIN K	26,800	69,700	0	96,500
AUSTIN BRUCE	29,300	70,900	20,000	80,200
AUSTIN COREY A	80,200	127,500	20,000	187,700
AUSTIN KRISTYN	0	47,700	0	47,700
AUSTIN MARK	31,400	109,100	0	140,500
AUSTIN, MICHAEL	28,500	23,600	0	52,100
AVERILL PAMELA A	42,100	140,800	20,000	162,900
AVERILL SANDRA	32,200	58,400	20,000	70,600
AYOTTE ROBERT	29,300	91,400	26,000	94,700
AYRES MICHAEL	32,400	150,900	0	183,300
B.M RANCOURT, LLC	40,200	584,200	0	624,400
B.R. RANCOURT PROPERTIES, LLC	32,200	66,100	0	98,300
BABCOCK DONALD	31,600	41,400	26,000	47,000
BACHMANN HOLLY L TRUSTEE	32,300	38,300	0	70,600
BADE JOHN E JR	26,800	86,500	20,000	93,300
BADE JOHN E JR	112,200	0	0	112,200
BADE TERESA L	38,000	121,800	20,000	139,800
BADE, JOHN	32,500	65,100	0	97,600
BAILEY III LINWOOD	126,600	86,000	0	212,600
BAILEY JANICE R	38,000	32,800	0	70,800
BAILEY TODD	0	33,200	0	33,200
BAILEY WILLIAM	80,500	141,600	20,000	202,100
BAISE, BREANNA E	31,900	97,600	20,000	109,500
BAKER LYNDY SAY J	95,600	129,200	0	224,800
BALDWIN NANCY	31,600	85,400	20,000	97,000
BANGS LYNN B	36,200	128,700	0	164,900
BANKS JANE K	66,900	151,200	20,000	198,100
BAPTIST CHURCH	22,200	324,000	346,200	0
BARBER KIRA F	32,300	90,800	20,000	103,100
BARD SARA	0	18,600	0	18,600
BARIL RICKEY	38,200	24,800	0	63,000
BARIL WENDY A.	36,600	47,400	26,000	58,000
BARIL, JEFFREY S	22,300	180,900	20,000	183,200
BARKER JESSICA	31,900	82,200	20,000	94,100
BARNAT PAUL	0	27,600	0	27,600
BARNETT AARON	33,700	68,300	20,000	82,000
BARNETT JOYCE R	24,600	0	0	24,600
BARTLEY KATHY	33,800	50,100	20,000	63,900
BASTIEN KENNETH L	0	25,200	20,000	5,200
BATES RHONDA E	54,000	126,500	0	180,500
BEACH PAULINE	22,300	132,600	20,000	134,900
BEACH PETER	31,700	132,300	0	164,000
BEAHM ANDREW	32,200	0	0	32,200
BEAHM ANDREW C.	57,100	27,600	0	84,700
BEAN FREDERICK C	30,100	144,700	0	174,800
BEAUCHESNE PAUL B	31,600	108,800	26,000	114,400
BEAUDETTE, MURIEL	0	29,400	20,000	9,400
BEAUDOIN LEE	2,900	2,900	0	5,800
BEAUDOIN LEE	120,500	70,300	20,000	170,800
BEAUDOIN RICHARD	35,500	36,800	20,000	52,300
BEAULE ARLENE	28,500	29,200	20,000	37,700
BEAULE DONALD L	34,500	116,100	26,000	124,600
BEAULE SHANNON L	31,600	156,900	20,000	168,500
BEAULE SHIRLEY	3,300	0	0	3,300
BEAULE SHIRLEY	35,700	199,900	26,000	209,600
BEAULE SHIRLEY	44,400	88,400	0	132,800
BEAULIEU CARLINE	26,800	48,200	20,000	55,000
BEAULIEU NEIL	93,700	100,000	0	193,700

Assessments as of April 1st, 2017

<u>OWNER</u>	<u>LAND</u>	<u>BUILDINGS</u>	<u>EXEMPTION</u>	<u>TAXABLE VALUE</u>
BEAULIEU, JASON	60,800	0	0	60,800
BEAULIEU, ROLAND	33,300	125,600	26,000	132,900
BEAUPARLANT RICHARD	32,200	152,300	20,000	164,500
BEAUPRE PATRICK	31,600	68,200	20,000	79,800
BEAUPRE PATRICK	40,500	210,000	0	250,500
BECHARD JIM	32,000	88,100	20,000	100,100
BECHARD JOSEPH	32,400	40,500	26,000	46,900
BECHARD TERRI LYNN	32,400	134,800	0	167,200
BECHARD, MARK D	31,600	48,900	0	80,500
BECHARD, WILLIAM C.	32,600	169,500	20,000	182,100
BEDARD ROBERT N	28,500	138,900	20,000	147,400
BEDARD RONALD	76,500	22,700	26,000	73,200
BEDEN BENJAMIN E	34,300	138,800	0	173,100
BEEBE JEFFREY R	26,100	146,100	0	172,200
BEGERT FRANK	28,500	94,900	20,000	103,400
BEGIN GERARD	36,600	199,200	20,000	215,800
BEGIN GERARD	0	37,600	0	37,600
BEGIN GERARD	380,700	162,500	0	543,200
BEGIN JOHN L	62,600	85,000	20,000	127,600
BEGIN LEO	30,700	98,000	20,000	108,700
BEGIN PAUL R	32,200	164,400	20,000	176,600
BEGIN ROGER JR	31,900	182,400	20,000	194,300
BEHNE CHRISTOPHER	32,200	0	0	32,200
BEHR RICHARD	33,700	94,600	26,000	102,300
BELANGER LUCIEN	33,400	156,800	26,000	164,200
BELANGER MARC	32,500	193,100	20,000	205,600
BELCH, ROBERT JAMES	34,000	97,600	20,000	111,600
BELISLE MONIQUE A	0	87,700	26,000	61,700
BELL RICHARD	31,600	146,600	0	178,200
BELL ROBERT N	0	94,800	26,000	68,800
BELLEFLEUR DONNA J - LIFE ESTATE	26,800	88,000	20,000	94,800
BELLEFLEUR, RICHARD J, JR	56,000	82,500	20,000	118,500
BELLEMARE NORMAND P	33,700	95,600	20,000	109,300
BELLMORE TIMOTHY	32,700	45,100	20,000	57,800
BENDA DALE T	32,200	114,700	20,000	126,900
BENNETT JASON	31,500	132,500	20,000	144,000
BENNETT MATTHEW	130,800	157,300	20,000	268,100
BENNETT, BRANDEN S	29,300	91,500	20,000	100,800
BENOIT ALITIA	32,200	109,500	20,000	121,700
BENOIT, AILITIA R.	31,700	44,700	0	76,400
BENTLEY ERIN	0	30,300	20,000	10,300
BENTZ DELLA	0	76,800	26,000	50,800
BENZIGER ERIC C	31,600	38,700	0	70,300
BERGERON ALBERT	37,400	141,500	26,000	152,900
BERGERON JEFFREY	32,200	26,800	20,000	39,000
BERGERON JOSEPH S	33,800	137,100	0	170,900
BERGERON KENNETH III	32,200	146,300	20,000	158,500
BERGERON ZAK E	32,200	116,300	0	148,500
BERNIER DAVID	33,900	154,900	26,000	162,800
BERNIER KATHLEEN M	31,600	30,100	0	61,700
BERNIER SHEILA	32,200	58,200	26,000	64,400
BERRY PAUL	0	24,900	24,900	0
BERRY PHILIP H	22,300	127,500	20,000	129,800
BERRY, JEAN	34,800	61,200	20,000	76,000
BERUBE, RAYMOND	0	42,900	20,000	22,900
BESSEY, RICHARD	33,000	157,100	20,000	170,100
BICKFORD GEORGE	87,100	133,000	20,000	200,100
BICKFORD GEORGE	22,600	1,100	0	23,700
BICKFORD MARILYN P TRUSTEE	76,100	0	0	76,100
BICKFORD MARILYN P TRUSTEE	91,200	0	0	91,200
BIGELOW SUSAN E	31,900	139,300	20,000	151,200
BILLINGTON JR, SHAWN E	31,600	49,200	0	80,800
BILODEAU DAVID	32,200	157,200	20,000	169,400
BILODEAU GERARD M	32,200	49,000	20,000	61,200
BILODEAU JULIEN	31,600	94,100	20,000	105,700
BILODEAU, RONALD	0	22,100	22,100	0
BINETTE EVELYN L	124,000	23,800	0	147,800
BINGELIS MARK	37,500	99,100	20,000	116,600
BISSON JAMES	41,800	0	0	41,800
BISSON JAMES R	31,400	33,700	0	65,100
BISSON JAMES R	57,600	0	0	57,600
BISSON JOSHUA L	40,700	171,600	0	212,300
BISSON MARC W	32,200	84,600	20,000	96,800
BISSON RICHARD	32,200	0	20,000	12,200

Assessments as of April 1st, 2017

<u>OWNER</u>	<u>LAND</u>	<u>BUILDINGS</u>	<u>EXEMPTION</u>	<u>TAXABLE VALUE</u>
BISSON ROLAND H	32,800	178,100	0	210,900
BISSON, JAMES	69,900	216,900	0	286,800
BISSON, JAMES R.	35,000	287,100	0	322,100
BIZIER DAVID	36,300	133,700	20,000	150,000
BLACK CYNTHIA JEAN	0	70,800	26,000	44,800
BLACK DALE	43,300	68,400	20,000	91,700
BLACK GARY A	34,800	111,100	20,000	125,900
BLACK JENNIFER E	33,500	127,300	20,000	140,800
BLACK KEVIN M	33,900	58,600	20,000	72,500
BLACK LESLIE H	82,400	163,100	20,000	225,500
BLAIS F. VINCENT	0	83,700	0	83,700
BLAIS GARY	34,800	98,700	20,000	113,500
BLAIS MICHAEL P	34,900	148,000	24,000	158,900
BLAISDELL, GEORGE	0	86,800	26,000	60,800
BLAKE JARED A	26,800	116,200	0	143,000
BLANCHARD LINDA	81,800	42,900	0	124,700
BLANCHETTE RICHARD	0	89,200	0	89,200
BLANCHETTE ROGER	32,200	93,000	26,000	99,200
BLAZER KEVIN	60,200	39,100	0	99,300
BLONDIN STEVEN M	26,800	86,100	20,000	92,900
BLOUIN JASON	0	48,800	20,000	28,800
BLOUIN LEO	0	24,600	20,000	4,600
BOBB, JAMES M.	22,300	108,100	0	130,400
BOC WILLIAM TRUSTEE	120,500	105,200	0	225,700
BOILARD ADELARD	0	28,900	20,000	8,900
BOILARD DONALD R	83,700	52,600	0	136,300
BOISVERT MICHAEL	48,900	201,200	70,000	180,100
BOISVERT PROPERTIES LLC	31,100	57,200	0	88,300
BOLDUC ARTHUR	41,400	160,900	0	202,300
BOLDUC ARTHUR	31,700	0	0	31,700
BOLDUC ARTHUR A	32,200	0	0	32,200
BOLDUC LEO P	32,300	72,200	20,000	84,500
BOLDUC PATRICK	73,300	0	0	73,300
BOLTE MICHAEL	32,300	44,000	0	76,300
BONENFANT GERARD D	29,000	114,600	20,000	123,600
BONSAINT J RONALD	15,500	0	0	15,500
BONSAINT RONALD J	37,400	0	0	37,400
BOOKER RANDALL	28,500	154,900	20,000	163,400
BOOKER RANDALL S	30,400	31,400	0	61,800
BOOKER, SEAN	26,800	133,800	20,000	140,600
BORKOWSKI JAMES A	33,000	117,400	20,000	130,400
BOSSE THOMAS G	33,000	131,300	20,000	144,300
BOSSEE DAVID	32,300	116,200	20,000	128,500
BOSTON, LYNN S.	33,000	208,200	20,000	221,200
BOUCHARD CATHY	28,700	77,100	20,000	85,800
BOUCHARD JIMMY A	28,500	156,700	20,000	165,200
BOUCHARD LESTER G.	125,500	31,200	0	156,700
BOUCHARD MAURICE	0	59,900	20,000	39,900
BOUCHARD RANDY S	165,400	64,900	20,000	210,300
BOUCHER NANCY	0	33,400	0	33,400
BOUCHER RICHARD R.	32,200	115,000	26,000	121,200
BOUCHER TIMOTHY	32,400	22,300	0	54,700
BOUCHER TIMOTHY C	35,600	146,600	0	182,200
BOUCHER TIMOTHY C	32,400	0	0	32,400
BOUCHER, GARY P	34,300	59,100	20,000	73,400
BOUCHER'S FOOD SERVICES, INC.	34,300	168,200	0	202,500
BOUGOIN JEAN PAUL	32,500	108,300	20,000	120,800
BOULANGER JILL M	32,200	150,300	0	182,500
BOULANGER MAURICE	34,500	73,200	26,000	81,700
BOULETTE ROBERT	8,700	0	0	8,700
BOULETTE ROBERT L	86,700	129,400	20,000	196,100
BOULETTE SUSANE	14,900	0	0	14,900
BOULEY PAULINE	0	34,000	20,000	14,000
BOURGALT EUGENE	0	26,200	0	26,200
BOURGOIN JOSEPH L	120,500	98,100	26,000	192,600
BOURGOIN LEONARD	37,900	91,400	20,000	109,300
BOURGOIN ROGER JR	23,200	67,400	20,000	70,600
BOURGOIN, BOB	34,300	65,500	20,000	79,800
BOURGOIN, DEREK	26,100	63,300	0	89,400
BOUSQUET SCOTT	32,000	50,000	20,000	62,000
BOUTIN DAN	0	9,100	0	9,100
BOUTIN DANIEL	0	26,600	0	26,600
BOUTIN DANIEL	33,500	162,700	0	196,200
BOUTIN DANIEL	33,300	8,500	0	41,800

Assessments as of April 1st, 2017

<u>OWNER</u>	<u>LAND</u>	<u>BUILDINGS</u>	<u>EXEMPTION</u>	<u>TAXABLE VALUE</u>
BOUTIN DANIEL	0	0	0	0
BOUTIN DANIEL	371,900	442,700	0	814,600
BOUTIN, DANIEL	0	24,100	0	24,100
BOWERS CLAYTON	34,200	109,600	0	143,800
BOY SCOUTS OF AMERICA	155,800	0	155,800	0
BRACKETT DANIEL B.	31,600	43,200	20,000	54,800
BRACKETT WILLIAM	0	89,200	20,000	69,200
BRADLEY GORDON	0	25,900	0	25,900
BRADSTREET MICHAEL	31,600	62,100	20,000	73,700
BRAGDON ELAINE M	20,100	69,800	20,000	69,900
BRAGG JOYCE	24,600	54,700	20,000	59,300
BRAMLETT BRETT A	33,300	93,800	20,000	107,100
BRAULT, CELIA H	20,100	73,000	26,000	67,100
BRAULT, ROGER	39,100	150,400	0	189,500
BREAU CHRISTOPHER R.	35,000	89,500	0	124,500
BRETON DONALD L	32,500	68,800	20,000	81,300
BRETON JASON L	31,600	173,500	0	205,100
BRETON JOSEPH	32,200	105,700	26,000	111,900
BRETON MARCEL	0	54,100	26,000	28,100
BREWER JAMES H	33,100	139,700	20,000	152,800
BREWER KEVIN	30,300	94,300	26,000	98,600
BREWER KEVIN	22,300	51,200	0	73,500
BREWER, ETHEL	0	27,800	0	27,800
BRIENZA, PHILLIP III	31,700	103,000	0	134,700
BRISSETTE, CURTIS C.	34,800	228,600	20,000	243,400
BROOKS TREVOR	35,100	119,100	0	154,200
BROUSSEAU CARL A	30,700	215,100	0	245,800
BROUSSEAU ROLAND L JR	31,600	76,300	20,000	87,900
BROWELL JAUNITA	32,800	61,000	20,000	73,800
BROWN SR DAVID E.	32,200	32,500	20,000	44,700
BROWN SR DAVID E	38,200	194,200	20,000	212,400
BROWN CHERYL	32,200	90,900	20,000	103,100
BROWN DAVID E SR	40,700	39,100	0	79,800
BROWN DAVID K	36,700	195,900	0	232,600
BROWN DEZARAE J	0	65,600	0	65,600
BROWN F/N/A WARD JILL	2,900	0	0	2,900
BROWN MELISSA	0	44,500	0	44,500
BROWN MERTON A III	38,000	0	0	38,000
BROWN TIMOTHY	31,400	121,900	26,000	127,300
BRULE RICKY	47,600	127,900	20,000	155,500
BRYANT PAMELA J	32,400	88,700	0	121,100
BUBIER EVELYN	0	25,500	0	25,500
BUBIER MARK D	45,700	275,000	0	320,700
BUBIER WALTER	30,700	90,900	20,000	101,600
BUCK, MATTHEW	30,700	196,900	0	227,600
BUCKEYE PIPELINE TRANSPORTATION,	0	133,500	0	133,500
BUCKINGHAM MICHAEL	37,500	109,600	20,000	127,100
BULICK PAUL	5,300	0	0	5,300
BUREAU JANET	33,700	176,900	20,000	190,600
BURNHAM, BRANDON	43,500	163,100	0	206,600
BURNS, GERALD C	29,300	83,000	0	112,300
BURNS, TODD M.	34,300	161,600	20,000	175,900
BURRELL KEMOY	0	27,600	0	27,600
BURT WAYNE R	19,300	80,300	20,000	79,600
BUSSIERE DONALD	35,900	91,400	20,000	107,300
BUTEAU LISE A	33,200	117,100	20,000	130,300
BUXBAUM ALEXANDER	32,200	48,100	0	80,300
CABRAL ROBERT E	32,200	54,900	20,000	67,100
CAMERON ZACHARY A	60,200	64,300	0	124,500
CAMIRE JACQUELINE M	0	110,800	26,000	84,800
CAMP DENNIS	66,900	106,000	0	172,900
CAMPBELL AMY S	32,600	75,600	20,000	88,200
CAMPBELL JENNIFER L	31,400	39,200	0	70,600
CAMPBELL STELLA M	28,400	46,200	0	74,600
CAMPOLI JOHN F	32,400	80,800	0	113,200
CANEDY PAUL	32,800	137,300	26,000	144,100
CANTIN, BRUCE E.	32,200	130,200	20,000	142,400
CANTY LORI	48,400	118,200	0	166,600
CARACCIO DAVID S	34,600	195,600	0	230,200
CAREY KRISTEN	36,400	153,000	20,000	169,400
CARNEY LEO JR	32,400	78,800	20,000	91,200
CARON DANNY L	32,200	77,800	26,000	84,000
CARON DONALD D	34,000	221,700	26,000	229,700
CARON GEOFFREY S	22,300	93,800	0	116,100

Assessments as of April 1st, 2017

<u>OWNER</u>	<u>LAND</u>	<u>BUILDINGS</u>	<u>EXEMPTION</u>	<u>TAXABLE VALUE</u>
CARON JENNIFER R	26,800	142,400	0	169,200
CARON RALPH	30,700	112,000	26,000	116,700
CARON RALPH L	24,400	40,100	26,000	38,500
CARON RICHARD E	30,700	179,500	0	210,200
CARON ROBERT	28,400	36,400	26,000	38,800
CARON RONALD	0	34,800	20,000	14,800
CARON RONALD M	28,500	110,000	20,000	118,500
CARON STEVEN H	36,100	188,600	20,000	204,700
CARON, SYLVIA P	32,200	47,500	20,000	59,700
CARPENTIER TERRY	0	41,100	20,000	21,100
CARPENTIER, EUGENE	0	26,700	26,000	700
CARRIER CARMEN	0	25,600	20,000	5,600
CARRIER LAURENT	26,800	79,900	20,000	86,700
CARRIER PAMELA	31,600	39,300	20,000	50,900
CARROLL-BRACKLEY CORY	20,100	95,700	0	115,800
CARSLEY CATHERINE	0	24,000	0	24,000
CARTER JAMES M	37,900	145,900	20,000	163,800
CAR-TY DEVELOPMENT LLC	29,000	0	0	29,000
CARVILLE DEBRA R	31,600	67,000	0	98,600
CASEY CAROL	28,700	171,800	200,500	0
CASS WILLIAM C	28,500	92,300	20,000	100,800
CASSIDY THOMAS	36,900	0	0	36,900
CASTAGNO, RUTH	0	51,300	20,000	31,300
CASTONGUAY ANGELA D	41,700	0	0	41,700
CASTONGUAY DENIS	36,000	171,500	20,000	187,500
CASTONGUAY ERIC J.	30,700	103,000	0	133,700
CASTONGUAY JULIAN	34,700	417,300	26,000	426,000
CASTONGUAY JULIEN	31,400	0	0	31,400
CASTONGUAY JULIEN	55,100	0	0	55,100
CASTONGUAY JULIEN A	31,900	0	0	31,900
CASTONGUAY JUSTIN	31,400	218,300	20,000	229,700
CASTONGUAY, BERTHA M	31,600	69,200	26,000	74,800
CASTONGUAY, CONNIE JO	31,400	158,500	20,000	169,900
CASTONGUAY, DENIS A.	2,800	0	0	2,800
CASTONGUAY, GARY	36,700	79,300	0	116,000
CATHANCE HOLDING CO	17,500	0	0	17,500
CATHANCE HOLDING CO (MAINE) LLC	104,700	0	0	104,700
CATHANCE HOLDING CO LLC	15,200	0	0	15,200
CATHANCE HOLDING CO.	18,200	0	0	18,200
CATHANCE HOLDING CO. (MAINE) LLC	18,000	0	0	18,000
CATHANCE HOLDING CO. (MAINE) LLC.	155,700	71,500	0	227,200
CATHERINE DOLAN, TRUSTEE OF THE	36,700	102,400	20,000	119,100
CATHOLIC CHURCH	45,100	1,443,000	1,488,100	0
CATHOLIC CHURCH	35,600	0	35,600	0
CAVERS PATRICIA	0	37,700	20,000	17,700
CAYER REBECCA M	35,300	148,800	0	184,100
CENTRAL MAINE POWER	3,341,300	0	0	3,341,300
CHABOT, WAYNE A	24,600	122,800	20,000	127,400
CHADBURN BARBARA J	32,100	124,900	0	157,000
CHADBURN KEITH A	22,300	88,300	0	110,600
CHALOUX NORMAND S	28,500	100,300	20,000	108,800
CHAPMAN ERNEST F	32,200	45,000	0	77,200
CHAREST DANIEL	124,000	10,100	0	134,100
CHAREST DANIEL	26,100	21,700	0	47,800
CHAREST DANIEL	27,100	12,300	0	39,400
CHAREST DANIEL	132,600	63,800	20,000	176,400
CHAREST DANIEL	13,400	0	0	13,400
CHAREST JULES J	33,200	31,200	20,000	44,400
CHAREST LIONEL R.	140,500	153,800	26,000	268,300
CHAREST RAYMOND	87,200	130,000	0	217,200
CHAREST RAYMOND	23,300	0	0	23,300
CHAREST, REBECCA	31,600	128,700	20,000	140,300
CHAREST, RICHARD	81,800	102,300	0	184,100
CHARETTE DANIEL	31,600	65,000	20,000	76,600
CHARETTE RICHARD P	32,300	158,800	20,000	171,100
CHARPENTIER DAVID	0	34,600	20,000	14,600
CHARPENTIER JAMES R	30,200	25,700	0	55,900
CHASE KEVIN	32,200	132,400	0	164,600
CHASE, KATHRYN	0	30,900	20,000	10,900
CHASSE LINA	0	27,000	0	27,000
CHEKOVSKY EDWARD JR	28,500	83,300	20,000	91,800
CHERBONNEAU HENRY N	22,300	147,400	20,000	149,700
CHESSE ANDREW R	32,500	179,100	0	211,600
CHICK RICHARD & CAROLINE	0	49,800	20,000	29,800

Assessments as of April 1st, 2017

<u>OWNER</u>	<u>LAND</u>	<u>BUILDINGS</u>	<u>EXEMPTION</u>	<u>TAXABLE VALUE</u>
CHICOINE BRENDA	34,600	146,000	20,000	160,600
CHILDS ARDITH	30,400	27,900	20,000	38,300
CHOINARD DONALD	28,600	85,200	26,000	87,800
CHRISTOPOULOS, WILLIAM JR	0	36,500	20,000	16,500
CLABBY SUSAN	30,500	57,200	0	87,700
CLABBY, KATHERINE	31,600	48,900	20,000	60,500
CLARK ALEXCOUS	0	47,900	20,000	27,900
CLARK DAVID H	91,600	134,800	20,000	206,400
CLARK EVERETT	0	34,000	20,000	14,000
CLAVETTE BERNICE	31,600	46,600	20,000	58,200
CLAVETTE LUKAS	20,100	109,500	0	129,600
CLEARCASTLE CORP.	34,500	108,700	0	143,200
CLEVINGER JOHN	0	57,200	26,000	31,200
CLEVINGER JOHN A II	32,600	119,400	20,000	132,000
CLIFFORD DANIEL R	35,300	122,000	20,000	137,300
CLIFFORD DEAN	38,200	148,200	20,000	166,400
CLIFFORD DEAN A	38,200	103,900	0	142,100
CLIFFORD KENNETH	39,700	76,600	20,000	96,300
CLIFFORD LELAND	43,400	138,100	26,000	155,500
CLIFFORD RICHARD	50,800	107,200	20,000	138,000
CLIFFORD WAYNE	37,300	160,900	20,000	178,200
CLIFFORD WAYNE P	43,200	0	0	43,200
CLINTON LINDA	30,700	91,000	20,000	101,700
CLOCKEDILE C BYRNES	66,200	700	0	66,900
CLOUGHERTY HELEN	27,100	181,900	0	209,000
CLOUTIER JEFFREY	31,800	175,100	0	206,900
CLOUTIER MARCEL	31,600	33,300	20,000	44,900
CLOUTIER MAURICE D	28,500	63,500	26,000	66,000
CLOUTIER PAUL R	33,300	136,800	0	170,100
CLUKEY, RONALD	0	24,100	0	24,100
COADY JAMES W	124,000	132,700	0	256,700
COADY JAMES W	124,000	65,500	0	189,500
COBB TIA J	36,400	100,300	0	136,700
COBURN ALBERT L	31,900	45,300	0	77,200
COBURN JOHN	98,500	117,000	20,000	195,500
COBURN MICHAEL R	33,000	109,500	20,000	122,500
COFFEY STEPHEN E	135,800	214,200	0	350,000
COLBATH, ALISON KATE	35,700	30,900	0	66,600
COLE CHARLES A	31,700	142,700	0	174,400
COLE ELAINE L	28,500	92,700	0	121,200
COLE JOSEPH R	43,900	120,100	20,000	144,000
COLEMAN KENNETH D	32,300	48,000	20,000	60,300
COLLINS EDDIE	31,600	39,200	20,000	50,800
COLLINS ERIN	31,800	97,500	0	129,300
COLLINS PETER	82,700	40,200	0	122,900
COMMUNITY BAPTIST CHURCH OF	35,900	0	35,900	0
COMMUNITY FREE BAPTIST CHURCH	22,700	109,700	0	132,400
COMMUNITY FREE BAPTIST CHURCH OF	1,600	133,500	135,100	0
CONANT CARL A	31,600	39,800	20,000	51,400
CONARY SEAN M	32,600	102,400	0	135,000
CONDE MATTHEW N	31,900	137,600	0	169,500
CONLEY BRIAN C.	32,900	120,500	20,000	133,400
CONNELL PATRICK A	68,400	113,600	0	182,000
CONNER GERALD T	29,300	88,200	20,000	97,500
CONNER, JAMES T. & CARLA	0	51,500	20,000	31,500
CONNORS THOMAS	26,800	140,300	20,000	147,100
COOK DARRYL	35,600	75,500	20,000	91,100
COOK LESLIE J	81,800	54,000	0	135,800
COOKE KEVIN S	32,400	120,100	20,000	132,500
COOLONG WILLIAM	32,100	110,000	20,000	122,100
COOMBS JOAN M.	31,600	48,800	20,000	60,400
CORBEIL, RODNEY	28,300	64,900	20,000	73,200
CORBIN JOSEPH W	39,800	118,700	20,000	138,500
CORBUS JOSEPH	0	14,200	0	14,200
CORKERY JOSEPH	32,200	127,000	26,000	133,200
CORNEAU WILFRED R	32,400	49,400	26,000	55,800
CORNELIUS RUBEN E	38,800	148,500	26,000	161,300
CORRIVEAU PAULA	28,500	37,700	0	66,200
CORSON REGINALD	32,200	78,700	26,000	84,900
CORSON STEVEN SR	37,600	57,800	26,000	69,400
COSGROVE JAMES	40,300	18,400	26,000	32,700
COSSABOOM GEORGE	13,000	0	0	13,000
COSSABOOM GEORGE	39,700	148,400	0	188,100
COSTELLO KENNETH C	28,500	82,900	0	111,400

Assessments as of April 1st, 2017

OWNER	LAND	BUILDINGS	EXEMPTION	TAXABLE VALUE
COTE ARMAND	32,700	111,200	0	143,900
COTE BERTRAND	0	36,400	0	36,400
COTE DENISE G	0	30,700	0	30,700
COTE DEREK M	28,700	128,600	0	157,300
COTE DONALD A	33,300	137,000	26,000	144,300
COTE DONALD M.	32,800	40,100	0	72,900
COTE EMMANNUEL	30,100	26,500	26,000	30,600
COTE JOSEPH	31,900	70,000	20,000	81,900
COTE RICHARD C	20,100	63,800	0	83,900
COTE ROBERT R.	30,000	46,000	0	76,000
COTE SEBRINA	22,300	127,700	0	150,000
COTE, ANGELIA M	28,900	106,600	0	135,500
COTE, BOBBY	32,000	99,200	20,000	111,200
COTNOIR DENIS R	0	74,600	20,000	54,600
COTTON JOSHUA A	32,800	59,300	20,000	72,100
COUILLARD LEROY	32,400	88,600	26,000	95,000
COULOMBE DANIEL	31,600	59,500	26,000	65,100
COULOMBE PAULA D	32,000	35,400	20,000	47,400
	Count		30,987,500	86,861,500
COUNTRY SIDE MANAGEMENT, INC.	32,300	500	0	32,800
COURSER DOUGLAS	35,100	91,500	20,000	106,600
COURTEMANCHE CLAIRE	34,400	231,300	0	265,700
COURTEMANCHE CLAIRE M	33,400	129,900	20,000	143,300
COURTEMANCHE PAUL	32,200	20,800	0	53,000
COUTURIER LOUIS	0	41,900	20,000	21,900
COVIELLO MARIE T	81,800	31,200	0	113,000
COX ELWIN W	27,500	165,600	26,000	167,100
CRESWELL AMBER L	36,700	0	0	36,700
CRESWELL AMBER L.	32,300	186,000	0	218,300
CROCKER-WILSON JONNA	81,800	36,100	0	117,900
CROOKER FRANKLIN	30,600	0	0	30,600
CROOKER REALTY/EQUIP LLC	201,000	0	0	201,000
CROOKER REALTY/EQUIPMENT LLC	0	302,200	0	302,200
CROWLEY ANNA M	75,900	0	0	75,900
CROWLEY ANNA M	118,300	0	0	118,300
CROWLEY DENNIS	30,700	98,400	20,000	109,100
CROWLEY JAMERSON M	22,300	123,300	0	145,600
CROWLEY JOSHUA T	32,700	180,000	0	212,700
CROWLEY, ANTHONY	25,200	42,200	0	67,400
CUFF KIMBERLY J	32,200	46,100	20,000	58,300
CULP, CHRISTIAN M.	24,600	79,300	20,000	83,900
CUMBERLAND FARMS	49,100	545,300	0	594,400
CUMMINGS DANYA	32,700	75,200	20,000	87,900
CUMMINGS JOLINE J (LEPAGE)	21,500	143,600	0	165,100
CURIT BRYAN	31,800	122,700	20,000	134,500
CURIT JAMES	28,500	90,600	20,000	99,100
CURRAN DANIEL	69,400	74,100	0	143,500
CURRAN DANIEL	32,300	120,600	26,000	126,900
CURRAN JEAN PAUL	33,600	115,400	20,000	129,000
CURRAN MICHAEL	97,200	230,600	20,000	307,800
CURRAN PATRICK D	33,400	133,800	20,000	147,200
CURRAN PATRICK D	42,100	0	0	42,100
CURRAN RONALD L	39,600	65,900	26,000	79,500
CURRAN THEODORE P	50,800	155,900	26,000	180,700
CURRAN, DANIEL	24,700	0	0	24,700
CURTIS FRANKIN R	31,400	0	0	31,400
CURTIS FRANKLIN	33,000	166,900	20,000	179,900
CURTIS GORDON D	20,500	0	0	20,500
CURTIS JOHN C	31,600	390,200	26,000	395,800
CURTIS, FRANKIE L	32,800	80,700	0	113,500
CUTTING, JAMES L SR	33,400	0	0	33,400
CUTTING, JAMES L SR	61,800	180,400	20,000	222,200
CW AMES INC	32,400	35,900	0	68,300
CYR ALLEN R	31,900	122,400	26,000	128,300
CYR DOMINIC J	36,800	227,600	20,000	244,400
CYR ERICA R	31,700	49,700	0	81,400
CYR JACOB	28,300	113,100	0	141,400
CYR JASON R	32,900	215,200	0	248,100
CYR JEAN N	35,100	125,000	20,000	140,100
CYR JUDY	31,400	101,100	20,000	112,500
CYR MARC X	26,800	91,700	0	118,500
CYR MAURICE R	30,600	43,100	20,000	53,700
CYR PATRICK	69,000	116,300	0	185,300
CYR PATRICK	97,400	0	0	97,400

Assessments as of April 1st, 2017

<u>OWNER</u>	<u>LAND</u>	<u>BUILDINGS</u>	<u>EXEMPTION</u>	<u>TAXABLE VALUE</u>
CYR PATRICK	94,000	33,800	0	127,800
CYR PATRICK	28,400	45,600	0	74,000
CYR PATRICK R	32,800	39,100	0	71,900
CYR PATRICK R	22,300	49,000	0	71,300
CYR PATRICK R	89,000	183,400	0	272,400
CYR ROBERT M JR	28,500	123,500	0	152,000
CYR THERESA C	48,900	136,400	20,000	165,300
CYR THERESE	33,600	63,300	26,000	70,900
CYR, BARBARA J.P.	33,800	174,400	20,000	188,200
CYR, WALTER F	25,300	43,600	20,000	48,900
DAGGETT STEVEN	33,400	85,200	20,000	98,600
DAGGETT THOMAS	33,000	132,100	20,000	145,100
DAGNEAU LEO	31,600	50,700	0	82,300
DAGNEAU LEO II	28,500	79,800	20,000	88,300
DAGNEAU MARK	26,800	28,400	20,000	35,200
DAGNEAU MARK	2,900	0	0	2,900
DAGNEAU TRAVIS A	31,600	30,500	20,000	42,100
DAGNEAU, JAMIE J.	31,600	53,800	20,000	65,400
D'AGOSTINO DONALD	32,700	75,700	26,000	82,400
DAIGLE DANIEL	37,900	800	0	38,700
DAIGLE ROLAND R	32,000	68,900	26,000	74,900
DAIGLE SIM	33,400	109,300	20,000	122,700
DALEY EDWARD J	34,400	46,700	0	81,100
D'AMOUR MARY	0	27,100	26,000	1,100
D'AMOUR RITA	32,500	58,300	20,000	70,800
DAN BOUTIN	0	16,500	16,500	0
DAN BOUTIN	0	38,700	0	38,700
DAN BOUTIN-	0	20,700	0	20,700
DANDRIDGE PENELOPE	73,700	105,200	0	178,900
DANIELS JOHN	31,600	163,100	20,000	174,700
DANIELS NANCY L	32,000	30,800	20,000	42,800
DANIELS, SYLVIA	0	24,900	20,000	4,900
DANIS LUCY J.	60,200	20,400	0	80,600
DARGIE RONALD O	31,600	137,200	20,000	148,800
DARLING JUDITH R	32,200	53,000	20,000	65,200
DAVID PHILIP	0	16,800	0	16,800
DAVIDSON TOEBE	31,600	120,500	20,000	132,100
DAVIES SUZANNE	29,500	163,100	70,000	122,600
DAVIS II, JAMES A	31,600	51,000	0	82,600
DAVIS JAMES	32,200	36,500	0	68,700
DAVIS JAMES	0	21,400	0	21,400
DAVIS JAMES A II	32,200	39,700	0	71,900
DAVIS JAMES A II	31,600	39,600	0	71,200
DAVIS JAMES A II	31,600	51,800	0	83,400
DAVIS JAMES A II	31,700	131,900	0	163,600
DAVIS JAMES A II	32,700	34,100	0	66,800
DAVIS JAMES A II	56,800	34,600	0	91,400
DAVIS JAMES A II	24,800	25,100	0	49,900
DAVIS JAMES A II	75,800	103,800	0	179,600
DAVIS JASON	35,800	150,300	20,000	166,100
DAVIS JEROME M	59,800	414,600	20,000	454,400
DAVIS JEROME M	30,100	19,100	0	49,200
DAVIS JOHN	32,200	0	0	32,200
DAVIS JOHN A	40,400	126,700	20,000	147,100
DAVIS MICHAEL J	33,800	73,400	20,000	87,200
DAVIS SCOTT W.	33,300	150,100	20,000	163,400
DAVIS TAMMY	31,600	34,800	0	66,400
DAVIS, GLENN	0	46,100	20,000	26,100
DAVIS, JAMES	33,100	54,900	0	88,000
DAVIS, JASON	32,200	40,900	0	73,100
DAVIS, JASON E.	65,600	0	0	65,600
DAVIS, REBECCA	33,500	83,300	0	116,800
DAVIS, SHARON	0	45,400	0	45,400
DEAD RIVER COMPANY	20,100	0	0	20,100
DEAN, JOSEPH H	33,300	42,800	20,000	56,100
DEAN, RICHARD J	31,600	53,700	20,000	65,300
DEDITCH ANDREW	32,800	152,500	0	185,300
DEDITCH ANDREW	98,000	259,500	0	357,500
DEDITCH ANDREW	32,500	0	0	32,500
DEDITCH ANDREW	184,600	0	0	184,600
DEDITCH ANDREW	39,100	210,000	0	249,100
DEDITCH ANDREW F	118,400	0	0	118,400
DEDITCH IRENE	28,500	172,500	0	201,000
DEEMER WENDY L	34,600	43,700	20,000	58,300

Assessments as of April 1st, 2017

<u>OWNER</u>	<u>LAND</u>	<u>BUILDINGS</u>	<u>EXEMPTION</u>	<u>TAXABLE VALUE</u>
DEFORGE MARCEL SR	26,800	121,900	20,000	128,700
DEGEN TINA	26,800	114,100	20,000	120,900
DELANO DEBBIE	34,700	193,500	20,000	208,200
DELANO DEBBIE	34,200	0	0	34,200
DELEHANTY ZACHARY	90,500	0	0	90,500
DELOGE HEATHER	0	67,200	0	67,200
DELORME JOSEPH C B	100,600	24,000	0	124,600
DELORME JOSEPH C B	28,500	119,900	26,000	122,400
DEMOTTE MARYANNE	0	16,100	16,100	0
DENIS AMES M	41,800	262,000	20,000	283,800
DENNIS DANIEL	26,300	23,200	20,000	29,500
DENNIS TROY	33,600	177,300	0	210,900
DERIENZO, VINCENT J	26,100	79,600	0	105,700
DEROSIER DONALD	32,000	89,100	20,000	101,100
DEROSIER PAUL	33,700	102,600	20,000	116,300
DEROSIER, JEAN PAUL G.	33,700	258,700	20,000	272,400
DEROSIERS ANITA	29,600	87,000	20,000	96,600
DESBIENS ROBERT	31,600	64,900	26,000	70,500
DESCHAIINE BERTRAND	32,600	191,000	20,000	203,600
DESCHAIINE GARY	36,600	39,700	0	76,300
DESCHAIINE GARY	32,200	115,700	20,000	127,900
DESCHAIINE GARY A	32,800	35,200	20,000	48,000
DESCHAIINE JOHN J	31,600	51,300	0	82,900
DESCHAIINE ROBERT J	34,800	203,900	20,000	218,700
DESCHAIINE ROSAIRE	52,800	516,600	20,000	549,400
DESCHAIINE, GARY	39,600	4,500	0	44,100
DESCHAINES JAMES	0	24,700	24,700	0
DESCHENE RENE A	22,300	105,600	6,000	121,900
DESCHENES RICHARD P	34,900	133,500	0	168,400
DESJARDINS GUY P	28,400	157,000	20,000	165,400
DESLAURIERS MICHAEL R	33,900	88,500	20,000	102,400
DESLAURIERS MICHAEL TRUSTEE	26,800	82,800	0	109,600
DEVLU REALTY LLC	30,900	157,600	0	188,500
DEVLU REALTY LLC	29,300	105,200	0	134,500
DEVOE DAVID	22,300	112,800	20,000	115,100
DIAKOU KAREN	0	15,100	15,100	0
DIAZ CHRISTINA M	28,500	108,000	0	136,500
DICKINSON DAVID E	31,900	42,100	26,000	48,000
DINSMORE CARL R	28,500	31,200	20,000	39,700
DION DANIEL G	31,700	223,900	20,000	235,600
DIONNE MONA	32,200	63,000	20,000	75,200
DIRIGO WOODLANDS, LLC	59,000	0	0	59,000
DOCKENDORF LOUISE N	0	56,900	0	56,900
DOMINI, MICHELLE	32,500	120,200	0	152,700
DOMINICAN SISTERS	59,300	846,400	905,700	0
DONNELL ZACKERY	0	28,100	0	28,100
DONOGHUE ROBERT	49,800	211,600	20,000	241,400
DONOGHUE, ROBERT	32,200	55,400	0	87,600
DONOVAN, NICHOLAS W	31,700	128,600	20,000	140,300
DORMAN ADAM	33,500	121,100	20,000	134,600
DOSTIE KARL A	32,200	24,000	20,000	36,200
DOSTIE STACY	28,500	123,400	20,000	131,900
DOUBLE EAGLE PROPERTIES, LLC	32,000	28,700	0	60,700
DOUCETTE KARL	20,100	62,900	0	83,000
DOUCETTE RICK M	34,800	40,800	0	75,600
DOUGHTY JAIME	29,000	73,200	0	102,200
DOUGLASS JASON E	29,700	71,700	20,000	81,400
DOW DAVID D	33,700	91,100	20,000	104,800
DOW FRANK B III	28,500	110,400	20,000	118,900
DOWLING TIMOTHY B	31,600	77,700	20,000	89,300
DOWNEAST DREAM CENTER	52,900	290,700	343,600	0
DOYON ASHLEY K	35,500	122,900	20,000	138,400
DOYON PAUL	52,600	188,400	20,000	221,000
DOYON RICHARD R	69,600	0	0	69,600
DOYON SCOTT	31,800	161,200	0	193,000
DOYON, RAYMOND PAUL	34,000	143,300	20,000	157,300
DREW DANA	54,600	0	0	54,600
DREW KRISTEL W	32,200	202,600	0	234,800
DRISCOLL JOHN W	31,600	37,300	20,000	48,900
DUBE ALICIA P	34,300	0	0	34,300
DUBE CONRAD	31,600	15,100	0	46,700
DUBE CONRAD	27,300	0	0	27,300
DUBE CONRAD	0	101,400	0	101,400
DUBE CONRAD	3,400	0	0	3,400

Assessments as of April 1st, 2017

<u>OWNER</u>	<u>LAND</u>	<u>BUILDINGS</u>	<u>EXEMPTION</u>	<u>TAXABLE VALUE</u>
DUBE CONRAD	3,400	0	0	3,400
DUBE CONRAD	45,400	21,600	0	67,000
DUBE CONRAD	3,300	0	0	3,300
DUBE CONRAD	28,500	23,400	0	51,900
DUBE CONRAD	28,500	0	0	28,500
DUBE CONRAD	28,500	0	0	28,500
DUBE CONRAD	39,500	0	0	39,500
DUBE CONRAD	72,900	0	0	72,900
DUBE CONRAD	0	39,500	0	39,500
DUBE CONRAD	30,700	252,700	0	283,400
DUBE CONRAD	28,500	0	0	28,500
DUBE CONRAD	0	14,300	0	14,300
DUBE CONRAD	31,600	48,100	0	79,700
DUBE CONRAD	31,400	21,500	0	52,900
DUBE CONRAD	31,400	29,500	0	60,900
DUBE CONRAD	31,700	39,400	0	71,100
DUBE CONRAD	32,500	13,300	0	45,800
DUBE CONRAD	31,700	23,300	0	55,000
DUBE CONRAD	31,600	35,900	0	67,500
DUBE CONRAD	31,600	38,800	0	70,400
DUBE CONRAD	0	17,200	0	17,200
DUBE CONRAD	31,600	23,100	0	54,700
DUBE CONRAD	31,600	52,100	0	83,700
DUBE CONRAD	0	31,500	0	31,500
DUBE CONRAD	31,600	0	0	31,600
DUBE CONRAD	31,600	21,800	0	53,400
DUBE CONRAD	90,800	0	0	90,800
DUBE CONRAD	32,200	12,300	0	44,500
DUBE CONRAD	31,700	20,000	0	51,700
DUBE CONRAD	0	28,800	0	28,800
DUBE CONRAD	0	31,200	0	31,200
DUBE CONRAD J	39,400	172,700	20,000	192,100
DUBE CONRAD J	31,600	25,200	0	56,800
DUBE CONRAD J	32,800	0	0	32,800
DUBE CONRAD J	61,000	0	0	61,000
DUBE CONRAD J	39,400	7,500	0	46,900
DUBE CONRAD J JR	143,100	0	0	143,100
DUBE CONRAD J.	32,600	49,300	0	81,900
DUBE CONRAD JR	26,200	68,400	0	94,600
DUBE CONRAD JR	35,300	79,900	20,000	95,200
DUBE CRAIG S	40,800	37,000	0	77,800
DUBE GLEN	31,000	31,200	0	62,200
DUBE GLEN	92,100	0	0	92,100
DUBE GLEN	32,200	26,900	0	59,100
DUBE GLEN	33,900	0	0	33,900
DUBE GLEN	32,700	33,400	0	66,100
DUBE GLEN	95,000	201,500	20,000	276,500
DUBE GLEN E	32,200	29,900	0	62,100
DUBE GLEN E	31,800	0	0	31,800
DUBE GLEN E	32,200	0	0	32,200
DUBE GLEN E	31,800	0	0	31,800
DUBE GLEN E	32,100	121,400	0	153,500
DUBE GLEN E	32,500	0	0	32,500
DUBE GLEN E	16,200	0	0	16,200
DUBE GLEN E	32,400	122,300	0	154,700
DUBE GLEN E	32,300	0	0	32,300
DUBE GLEN E	32,300	0	0	32,300
DUBE GLEN E	29,600	121,400	0	151,000
DUBE GLEN E	29,600	0	0	29,600
DUBE JOHN	38,200	94,200	20,000	112,400
DUBE KENNETH JR	30,000	82,300	20,000	92,300
DUBE RONDA	0	26,600	20,000	6,600
DUBE SAGELEE RAIN	31,600	20,300	0	51,900
DUBE SANDRA L	34,200	41,400	0	75,600
DUBE SANDRA L	31,600	33,500	0	65,100
DUBE SUZANNE P	33,200	106,900	20,000	120,100
DUBE SUZANNE P	38,400	0	0	38,400
DUBE SUZANNE P.	41,400	0	0	41,400
DUBE, GLEN E	31,600	42,400	0	74,000
DUBE, KRISTY L.	32,500	69,700	20,000	82,200
DUBOIS DANIEL	31,600	48,800	0	80,400
DUBOIS DENIS M	32,500	0	0	32,500
DUBOIS NORMAND L	34,200	87,900	20,000	102,100
DUBOIS PHYLLIS	26,800	71,200	20,000	78,000

Assessments as of April 1st, 2017

<u>OWNER</u>	<u>LAND</u>	<u>BUILDINGS</u>	<u>EXEMPTION</u>	<u>TAXABLE VALUE</u>
DUBOIS RICHARD N. SR.	31,600	18,200	0	49,800
DUBOIS ROGER	32,200	25,300	20,000	37,500
DUBOIS SYLVIA	32,400	39,700	20,000	52,100
DUBUC GARY	31,600	54,800	20,000	66,400
DUBUC JAMES	31,400	18,800	26,000	24,200
DUCHESNEAU RICHARD	33,700	197,900	20,000	211,600
DUDLEY RAMIE L	34,300	60,100	20,000	74,400
DUFAULT BRIAN S	32,200	204,900	20,000	217,100
DUFOUR, VICTOR	0	32,200	20,000	12,200
DUGUAY GERARD N SR	36,200	46,500	20,000	62,700
DUGUAY GERRY JR.	35,600	156,300	20,000	171,900
DUGUAY SCOTT J	32,300	90,500	20,000	102,800
DULAC ALBERT H	28,500	116,400	26,000	118,900
DUMAIS MARC G	25,600	107,600	0	133,200
DUMAIS PAUL	40,500	155,100	20,000	175,600
DUMAIS PAULINE	28,500	100,400	26,000	102,900
DUMAIS, ALEXANDER M.	28,500	105,900	0	134,400
DUMAIS, RICHARD W	32,000	44,000	20,000	56,000
DUNCAN MARA-BETH	33,500	50,300	20,000	63,800
DUNCAN, BRIAN F	33,600	158,000	0	191,600
DUNLAP EUGENE	0	29,500	26,000	3,500
DUNNE, MARGARET	58,000	27,600	0	85,600
DUQUESNOY JOAN	102,300	130,000	20,000	212,300
DUQUESNOY JOAN	74,100	0	0	74,100
DUQUETTE MARK R	32,400	50,200	0	82,600
DUQUETTE MARK R	32,700	158,500	20,000	171,200
DUQUETTE ROBERT A	33,500	100,400	0	133,900
DWINAL ROBERT MARILYN	39,900	96,100	0	136,000
DWYER NORRIS	84,800	0	0	84,800
E J ENTERPRISES LLC	31,400	35,100	0	66,500
E.J ENTERPRISES, LLC	28,400	37,000	0	65,400
EDDY TODD J	33,500	50,200	0	83,700
EDGEComb THOMAS	31,700	0	0	31,700
EDGEComb THOMAS M	32,100	107,900	0	140,000
EDGERLY RONALD D	32,300	177,900	20,000	190,200
EDWARDS ALTON	32,000	183,700	20,000	195,700
EDWARDS ALTON A	16,600	0	0	16,600
EDWARDS HOWARD, PR	32,900	67,700	0	100,600
EDWARDS ROSALIE A.	20,100	79,200	20,000	79,300
EDWARDS WILLIAM	38,700	128,600	20,000	147,300
EJ ENTERPRISES LLC	33,300	0	0	33,300
EJ ENTERPRISES LLC	28,300	0	0	28,300
EJ ENTERPRISES LLC	32,400	0	0	32,400
EJ ENTERPRISES LLC	28,300	39,300	0	67,600
ELLIOTT PAUL & CAROL	0	22,200	0	22,200
ELLSWORTH RAYMOND TRUSTEE	49,800	140,900	20,000	170,700
ELWELL ROBERT F JR	26,100	14,200	0	40,300
ERICKSON GLENDA C	32,400	87,200	0	119,600
ESSEX NANCY L	120,500	56,200	0	176,700
ESTABROOK VAUGHN P	31,600	103,100	26,000	108,700
ESTES NORMAN J	29,300	133,400	20,000	142,700
EVANS KEITH	28,400	137,000	70,000	95,400
FAHEY KELSIE ANN	36,100	213,900	0	250,000
FAIRPOINT COMMUNICATIONS	0	24,100	0	24,100
FALLETTI SUSAN JEAN TRUSTEE	82,700	51,100	0	133,800
FALLON CHARLES JR	29,300	149,800	20,000	159,100
FARLEY PETER	32,400	60,900	0	93,300
FARNUM KENNETH W	31,400	97,900	20,000	109,300
FARRELL MICHAEL	14,500	0	0	14,500
FARRINGTON ROBERT F	68,500	10,000	0	78,500
FAVREAU DAVID	39,800	145,700	20,000	165,500
FAVREAU THERESA	54,200	36,700	0	90,900
FD GROUP 2 LLC	39,500	537,000	0	576,500
FEBLES ROSALINA	31,600	52,500	20,000	64,100
Federal National Mortg Assoc	33,000	196,500	0	229,500
FEELY LORETTA	37,000	91,000	0	128,000
FELDMAN LOREN E	0	39,200	26,000	13,200
FENIMORE DONALD	89,500	39,100	0	128,600
FERGUSON GEORGE A	82,900	148,100	20,000	211,000
FERLAND ANTONIO R	28,500	78,700	20,000	87,200
FERNALD RAY	0	29,800	20,000	9,800
FERRARA, DONALD	91,600	151,200	0	242,800
FICKETT ROGER	23,000	33,200	26,000	30,200
FIELD, MAURICE F	31,600	47,100	0	78,700

Assessments as of April 1st, 2017

<u>OWNER</u>	<u>LAND</u>	<u>BUILDINGS</u>	<u>EXEMPTION</u>	<u>TAXABLE VALUE</u>
FIELDERS CHOICE SABATTUS LLC	36,400	123,800	0	160,200
FIELDS ROBERT	0	42,200	20,000	22,200
FILLION RICHARD R JR	32,200	135,500	20,000	147,700
FILLION TAYLOR	26,800	110,000	0	136,800
FIRTH, BENJAMIN	39,500	154,500	20,000	174,000
FISH JASON	35,900	257,400	20,000	273,300
FISHER VERONICA ANN	33,700	123,000	20,000	136,700
FISHER ALDEN	5,800	1,300	0	7,100
FISHER ALDEN	0	88,700	20,000	68,700
FISHER ALDEN	3,100	0	0	3,100
FISHER ALDEN	22,500	0	0	22,500
FISHER ALDEN	58,900	232,900	20,000	271,800
FISHER ALDEN	8,100	0	0	8,100
FISHER ALDEN	6,600	0	0	6,600
FISHER CARMEN	32,500	144,600	0	177,100
FISHER DORIS	60,500	106,900	26,000	141,400
FISHER JOHN J	34,300	0	0	34,300
FISHER JOSEPH E III	33,300	124,100	0	157,400
FISHER JOSEPH E JR	31,600	49,800	0	81,400
FISHER PAMELA A	32,300	133,000	20,000	145,300
FISHER, ALDEN	1,000	0	0	1,000
FISHER, ALDEN	1,200	0	0	1,200
FISHER, ALDEN	23,300	0	0	23,300
FISHER, ALDEN	83,400	0	0	83,400
FISHER, ALDEN	5,700	0	0	5,700
FISHER, ALDEN	36,800	0	0	36,800
FITZGERALD ROBERT	31,400	34,600	0	66,000
FITZSIMMONS KEVIN P	26,800	113,800	20,000	120,600
FLAHERTY GENE	42,100	195,900	20,000	218,000
FLAHERTY HILLIARY A	0	43,900	20,000	23,900
FLAHERTY WILLARD G	29,300	98,400	0	127,700
FLUKER LINDA	32,400	100,700	20,000	113,100
FOISY KENNETH	0	35,500	20,000	15,500
FOISY KENNETH JR	34,500	0	0	34,500
FOISY, KAYLA	31,600	63,100	0	94,700
FONGEMIE REAL	40,700	29,600	20,000	50,300
FONTAINE DENISE	0	32,900	20,000	12,900
FONTAINE LISA	36,000	0	0	36,000
FORTIER RAYMOND	33,900	6,000	0	39,900
FORTIER REBECCA A	33,400	189,100	20,000	202,500
FORTIER ROGER J	51,400	119,600	20,000	151,000
FORTIER ROLAND	36,000	167,000	20,000	183,000
FORTIER THERESA	53,800	81,800	20,000	115,600
FORTIER THERESE	3,100	0	0	3,100
FORTIN DANIEL	33,900	0	0	33,900
FORTIN DANIEL A	30,800	13,300	0	44,100
FORTIN DANIEL A	31,400	55,800	0	87,200
FORTIN GAIL	28,500	111,400	20,000	119,900
FORTIN MICHAEL	32,200	64,300	26,000	70,500
FORTIN MICHAEL	30,200	16,800	0	47,000
FORTIN MICHELINE L TRUSTEE	32,200	256,100	20,000	268,300
FORTIN MICHELINE L TRUSTEE	33,000	135,300	0	168,300
FORTIN ROLAND L TRUSTEE	22,300	139,800	0	162,100
FOSS WANDA	0	52,300	0	52,300
FOSTER DENNIS M	31,600	44,900	20,000	56,500
FOSTER MICHAEL	22,300	167,200	26,000	163,500
FOSTER MICHAEL D	31,600	66,200	20,000	77,800
FOSTER ROBERT JR	28,600	116,500	20,000	125,100
FOSTER TIMOTHY	32,400	104,100	20,000	116,500
FOSTER, BRIAN D	30,100	155,300	0	185,400
FOUR STORY	40,100	0	0	40,100
FOUR- STORY CORP	31,600	52,600	20,000	64,200
FOURNIER DAVID	161,000	86,000	0	247,000
FOURNIER DAVID E	133,800	59,200	0	193,000
FOURNIER DON	34,900	164,700	20,000	179,600
FOURNIER JOAN M & DONAT L	33,400	78,900	26,000	86,300
FOURNIER JUDY	32,200	112,100	20,000	124,300
FOURNIER MICHELLE	31,600	38,300	20,000	49,900
FOURNIER THOMAS	38,300	54,300	20,000	72,600
FOX RUN MOBILE HOME SALES INC.	29,300	31,100	0	60,400
FOX, BETH	0	34,300	0	34,300
FOX STEVEN M	69,200	120,600	20,000	169,800
FRANCO ANTHONY S	0	90,400	0	90,400
FRANKENBERGER JULIE A	31,600	52,600	20,000	64,200

Assessments as of April 1st, 2017

OWNER	LAND	BUILDINGS	EXEMPTION	TAXABLE VALUE
FRECHETTE ALDEE	31,600	23,300	20,000	34,900
FRECHETTE JOSEPH A	20,100	104,200	26,000	98,300
FRECHETTE JOYCE	0	44,500	20,000	24,500
FRECHETTE MYLINDA R	28,300	119,900	0	148,200
FREEMAN JEFF	37,900	136,700	20,000	154,600
FRENCH RICHARD P.	29,300	102,200	20,000	111,500
FROST CLAUDETTE	28,500	104,800	20,000	113,300
FROST PETER R.	2,300	0	0	2,300
FROTAR SARAH D	31,600	32,100	0	63,700
FUGERE ROBERT H	32,200	118,900	20,000	131,100
FURIA TERRI	37,300	102,300	20,000	119,600
FURTHMILLER GALE E & SHIRLEY A	33,600	136,600	26,000	144,200
GADWAY RICHARD	22,300	116,900	20,000	119,200
GAGNE GERARD	32,200	117,000	26,000	123,200
GAGNE MICHAEL P	33,200	149,100	20,000	162,300
GAGNE, DANIEL R	33,400	138,400	0	171,800
GAGNON GEORGE JR	33,700	95,300	20,000	109,000
GAGNON LEO F.	32,200	122,100	20,000	134,300
GAGNON LINDA	30,400	26,700	20,000	37,100
GAGNON RODNEY	33,000	71,100	20,000	84,100
GAGNON, DEREK D	35,200	147,300	20,000	162,500
GALARNEAU JOSEPH	32,300	120,700	20,000	133,000
GALILPEAU FRANCIS P	78,800	2,700	0	81,500
GALIEPEAU FRANCIS	38,200	107,500	26,000	119,700
GALIEPEAU JEFFREY	31,700	176,600	20,000	188,300
GALLAGHER DONNA	32,200	70,100	0	102,300
GAMACHE DANIEL	32,900	207,300	20,000	220,200
GAMACHE JASON	31,600	114,400	20,000	126,000
GAMACHE REUBEN	0	22,100	22,100	0
GAMACHE, RAYMOND E	33,300	200,900	26,000	208,200
GAMAGE DALE	34,800	191,200	20,000	206,000
GAMRAT DARLENE E.B.	31,700	52,900	0	84,600
GANNON NICHOLAS	32,300	209,400	20,000	221,700
GARDEN HEIGHTS ASSOCIATES	74,600	1,190,900	0	1,265,500
GARDEN HEIGHTS ASSOCIATES	11,200	0	0	11,200
GARDINER WILLIAM R	32,400	39,700	26,000	46,100
GARNETT BRUCE JR	32,200	175,300	0	207,500
GAUTHIER ADAM	0	44,100	20,000	24,100
GAUTHIER RANDALL E	44,900	69,700	20,000	94,600
GAUTHIER ROBERT W. JR.	36,400	1,900	0	38,300
GAYTON JOHN	32,200	103,100	20,000	115,300
GAYTON KENNETH N.	32,200	52,200	20,000	64,400
GAYTON RANDOLPH	33,900	33,900	0	67,800
GAYTON ROBERT	28,300	165,400	20,000	173,700
GAYTON ROBERT JR	24,600	129,200	20,000	133,800
GELINAS, CRAIG R	33,000	220,100	0	253,100
GEMME, PAULINE R.	0	43,100	20,000	23,100
GENDREAU WILLIE	0	16,500	16,500	0
GENDRON ANTHONY	32,200	123,400	20,000	135,600
GENDRON DAVID M	29,600	171,200	0	200,800
GENDRON DOLARD	133,800	76,100	0	209,900
GENDRON MICHAEL	32,200	136,100	0	168,300
GENDRON MICHAEL	30,200	0	0	30,200
GENDRON MICHAEL	36,200	171,300	0	207,500
GENDRON MICHAEL	33,600	79,000	0	112,600
GENDRON MICHAEL	33,500	187,800	0	221,300
GENDRON MICHAEL	25,800	0	0	25,800
GENDRON MICHAEL B.	5,600	0	0	5,600
GENDRON, MICHAEL	36,200	202,000	0	238,200
GENDRON, MICHAEL	36,200	206,300	0	242,500
GENERAL CONCRETE CUTTING SERVICES	33,500	0	0	33,500
GENSURE DONALD	39,400	56,600	20,000	76,000
GENSURE DONALD JR	37,600	19,900	26,000	31,500
GEOFFROY JAIME L	31,700	35,100	20,000	46,800
GEORGE, KAREN	34,800	81,600	20,000	96,400
GERBER VIOLET	0	18,100	18,100	0
GERVAIS JOHN R.	81,800	12,900	0	94,700
GERVAIS MICHAEL	36,200	148,600	20,000	164,800
GETCHELL WALTER N	32,400	46,600	20,000	59,000
GIASSON RONALD	28,400	99,300	20,000	107,700
GIASSON, RENEE	33,600	115,600	0	149,200
GIBSON LESLIE E	33,400	145,600	20,000	159,000
GIGUERE DENISE D	22,100	49,600	20,000	51,700
GIGUERE MARIE	133,800	102,400	26,000	210,200

Assessments as of April 1st, 2017

<u>OWNER</u>	<u>LAND</u>	<u>BUILDINGS</u>	<u>EXEMPTION</u>	<u>TAXABLE VALUE</u>
GILBERT DAVID G	28,500	168,200	20,000	176,700
GILBERT REMI R.	32,400	166,100	20,000	178,500
GILBERT, LOUIS	31,600	57,000	0	88,600
GILBRIDE LAURA D	32,200	107,700	20,000	119,900
GILE, CONSTANCE	28,500	41,900	0	70,400
GILKS RICHARD	31,600	53,800	0	85,400
GILL PETER	22,100	82,500	20,000	84,600
GILLESPIE BART T	0	81,700	0	81,700
GILMAN JOSHUA M	32,200	26,400	0	58,600
GILMAN VIRGINIA L	33,700	90,200	20,000	103,900
GILMOUR KERRY	31,600	46,800	0	78,400
GIONET TIMOTHY	31,400	38,700	20,000	50,100
GIRARD RAYMOND	0	23,100	20,000	3,100
GIWER ERIN	34,200	91,200	20,000	105,400
GLADU GINETTE A TRUSTEE	13,100	0	0	13,100
GLC REAL ESTATE LC	33,100	18,000	0	51,100
GLC REAL ESTATE LLC	31,600	57,400	0	89,000
GLC REAL ESTATE LLC	28,500	15,100	0	43,600
GLC REAL ESTATE LLC	28,500	35,600	0	64,100
GLC REAL ESTATE LLC	32,200	28,500	0	60,700
GLC REALESTATE LLC	30,200	133,800	0	164,000
GLEN DUBE EXCAVATION INC	30,200	0	0	30,200
GLEN DUBE EXCAVATION INC	36,300	38,800	0	75,100
GLEN DUBE EXCAVATION INC	33,800	44,000	0	77,800
GLEN DUBE EXCAVATION INC	162,100	93,800	0	255,900
GLEN DUBE EXCAVATION INC	59,100	0	0	59,100
GLEN DUBE EXCAVATION INC	54,300	0	0	54,300
GLEN DUBE EXCAVATION INC	0	30,100	0	30,100
GLEN DUBE EXCAVATION INC	52,600	0	0	52,600
GOBEIL, ROBERT E TRUSTEE	57,100	28,800	0	85,900
GODDARD ROBERT	32,500	48,500	20,000	61,000
GODIN LARRY B	31,600	50,400	24,000	58,000
GODIN LISA	28,500	37,600	20,000	46,100
GODIN PIERRE E	34,200	0	0	34,200
GODIN, LARRY	0	27,500	20,000	7,500
GOGAN VINCENT E	20,100	113,200	0	133,300
GOLOB CORY M	34,100	82,500	20,000	96,600
GOMES, JOY A	22,300	72,600	0	94,900
GOREHAM GEORGE R	121,300	32,600	0	153,900
GORMAN, HARRY R	24,600	182,800	26,000	181,400
GOSSELIN DOROTHY	29,400	125,300	20,000	134,700
GOSSELIN RICHARD N	32,000	108,500	20,000	120,500
GOTT DAVID F	31,900	109,200	20,000	121,100
GOUCHER STEVEN G	33,400	115,100	20,000	128,500
GOULET DAN	31,600	21,000	20,000	32,600
GOULET GLORIA	31,700	9,800	0	41,500
GOULET GLORIA	32,400	0	0	32,400
GOULET PAUL N	39,400	44,900	20,000	64,300
GOULET RAYMOND E	35,500	112,700	20,000	128,200
GOULET RAYMOND E & MICHAEL	35,100	168,400	0	203,500
GOULET RAYMOND E II & MICHAEL	31,500	97,700	20,000	109,200
GOULET ROBERT R.	28,500	107,300	20,000	115,800
GOULET, ROBERT J	34,900	178,800	26,000	187,700
GOVE PAMELA	94,700	100,700	20,000	175,400
GOWELL CHRISTOPHER J	32,600	152,000	20,000	164,600
GOWELL CINDY L	31,400	53,200	20,000	64,600
GOWELL GEORGE	29,500	74,600	0	104,100
GOWELL GEORGE M	24,600	33,700	20,000	38,300
GOYETTE MARCEL & IRENE	35,300	125,500	26,000	134,800
GRAHAM JUSTIN R	31,700	93,500	0	125,200
GRAHAM PHYLLIS	0	37,500	20,000	17,500
GRANGER GEMMA	0	38,100	0	38,100
GRANT DENZEL	32,400	97,300	0	129,700
GRASS ALAN G	32,500	130,700	20,000	143,200
GRASS, MICHELE S	94,800	135,200	20,000	210,000
GRAUL RICHARD	32,800	113,400	0	146,200
GRAVEL DENISE S	32,200	100,500	20,000	112,700
GRAVEL GERARD A	0	32,400	26,000	6,400
GRAY RACHAEL	36,100	120,100	26,000	130,200
GRAZIANO MARY JANE	31,700	195,800	0	227,500
GREEN DAVID M	31,600	60,700	0	92,300
GREEN RYAN	33,100	140,500	20,000	153,600
GREEN, DAVID	31,600	125,000	0	156,600
GREGOIRE PAULINE Y	32,200	143,800	26,000	150,000

Assessments as of April 1st, 2017

<u>OWNER</u>	<u>LAND</u>	<u>BUILDINGS</u>	<u>EXEMPTION</u>	<u>TAXABLE VALUE</u>
GRENIER DAVID B	30,300	171,500	20,000	181,800
GRENIER ROGER	0	31,300	20,000	11,300
GRENIER ROGER A.	31,700	0	0	31,700
GRIFFIN, RONALD E	31,600	50,000	0	81,600
GRIMARD YVAN A	36,700	98,600	20,000	115,300
GRIMMEL DIANNA	32,200	22,200	20,000	34,400
GRIVOIS, TERRY	0	51,100	20,000	31,100
GRONDIN GERARD H	57,600	270,900	20,000	308,500
GRONDIN GUY	41,400	254,300	20,000	275,700
GRONDIN LAURENT	60,000	280,200	20,000	320,200
GRONDIN MARK	32,300	128,400	20,000	140,700
GROSS DAVID L	30,400	35,500	26,000	39,900
GUAY THOMAS L	33,700	118,800	0	152,500
GUENETTE RAYMOND	32,800	105,900	20,000	118,700
GUENETTE RICHARD R	40,800	124,800	0	165,600
GUERETTE DANIEL & JOEL	133,800	107,600	0	241,400
GUERETTE DANIEL A	120,500	117,800	20,000	218,300
GUERIN MICHAEL	0	25,400	20,000	5,400
GUERTIN MONA	120,500	53,700	20,000	154,200
GUILFORD STEWART A	29,300	103,500	20,000	112,800
GUIMOND AMANDA R	32,400	142,300	0	174,700
GUIMOND RICHARD R	33,400	160,700	20,000	174,100
GUNGOR MINDY LEE	32,400	102,800	0	135,200
GUSTAFSON JILL	31,800	162,300	0	194,100
GUSTIN(FNA MILLER) GAIL M	26,100	119,300	0	145,400
GUSTUS RICKY L	43,600	117,600	20,000	141,200
GUTHRO JANE E	92,800	160,200	0	253,000
GUY HART ENTERPRISES INC	31,600	61,300	0	92,900
GUY HART ENTERPRISES, INC.	35,200	42,400	0	77,600
GUY KERRI A.	33,100	112,500	20,000	125,600
HACKEL EDWIN	28,500	34,900	26,000	37,400
HAEHNEL RICHARD	96,800	72,100	20,000	148,900
HAGERTY GERALD B	81,800	58,900	0	140,700
HAGGERTY TIMOTHY & CHERYL	32,000	67,400	0	99,400
HAINES JESSICA L	31,600	34,700	20,000	46,300
HALL BURL B	33,200	100,700	20,000	113,900
HALL LARRY W	33,700	40,200	0	73,900
HALL NAOMI J	31,600	62,100	0	93,700
HALL ROBERT W. SR.	31,700	86,100	0	117,800
HALL STEPHEN A	89,200	84,100	20,000	153,300
HAM CHRYSTY	34,000	144,700	20,000	158,700
HAM GARY E	136,800	40,200	20,000	157,000
HAM LORI E	34,800	46,200	20,000	61,000
HAMBYS DARRELL	0	18,200	0	18,200
HAMILTON JEAN	0	43,300	20,000	23,300
HAMM HOWARD F	31,600	83,300	20,000	94,900
HAMMOND CHARLES	33,200	151,700	0	184,900
HANLIN RICHARD W	33,300	197,500	20,000	210,800
HANLIN RICHARD W	32,300	0	0	32,300
HANNIGAN, III JAMES A	31,600	125,000	20,000	136,600
HANNING MELISSA SUE	33,900	140,800	20,000	154,700
HANNON BRENDA J (LESSARD)	32,300	33,700	0	66,000
HANSON JENNIE	32,300	113,600	0	145,900
HANSON LORIE A	22,300	90,800	0	113,100
HARDIMAN ROBERT M (LIFE ESTATE)	82,700	31,100	0	113,800
HARDING, KIMBERLY	26,800	133,600	0	160,400
HARDT JUSTIN K	39,500	213,000	0	252,500
HARLOW STEVE	32,300	42,400	20,000	54,700
HARLOW, BARBARA	0	28,000	26,000	2,000
HARPER BRIAN	30,200	88,300	20,000	98,500
HARPER CHIRSTOPHER L.	32,300	122,100	20,000	134,400
HARRIS DAVID K	33,500	0	0	33,500
HARRISON SUSAN J.	33,400	154,200	20,000	167,600
HARRY CONWAY POST #135 AM LEGN	23,500	158,100	181,600	0
HART ROGER W	32,300	47,500	20,000	59,800
HARTIGAN THOMAS	66,900	106,700	0	173,600
HARTIGAN THOMAS	26,800	246,400	0	273,200
HARTLEY GERARD P	37,400	59,600	26,000	71,000
HARTLEY PETER B	22,300	74,900	20,000	77,200
HARTLEY TAMRA BYRON & CAMERON	12,400	0	0	12,400
HARTLEY TAMRA BYRON & CAMERON	28,300	0	0	28,300
HARTLEY TAMRA BYRON & CAMERON	40,800	30,800	0	71,600
HARTLEY TAMRA BYRON & CAMERON	10,800	0	0	10,800
HARTLEY, GERALD P	61,300	7,500	0	68,800

Assessments as of April 1st, 2017

<u>OWNER</u>	<u>LAND</u>	<u>BUILDINGS</u>	<u>EXEMPTION</u>	<u>TAXABLE VALUE</u>
HARVEY KENNETH E	31,600	127,500	20,000	139,100
HARVIE LEONARD	32,500	105,600	20,000	118,100
HASELTINE ACE	21,200	0	0	21,200
HASELTINE ACE	20,800	0	0	20,800
HATALA BRIAN	40,700	216,000	20,000	236,700
HATCH AMY	32,200	107,400	20,000	119,600
HAUGHEY, REBECCA G.	31,600	139,100	20,000	150,700
HAYMAN NICHOLE	20,100	26,100	0	46,200
HAZEN JENNIFER L	36,600	174,800	20,000	191,400
HEDLUND FLORENCE	44,900	201,700	26,000	220,600
HEMENWAY CHRISTIAN	32,200	205,500	20,000	217,700
HENRY BERTRAM H	41,600	0	0	41,600
HENRY KAREN	32,400	40,000	20,000	52,400
HERBERT CORAL	0	76,500	26,000	50,500
HERBERT, ROBERT P JR	0	41,600	0	41,600
HERMAN, TIMOTHY L	32,300	155,100	20,000	167,400
HERRICK RONALD W	32,200	126,800	0	159,000
HERRICK RONALD W	37,800	74,000	20,000	91,800
HERSEY SHIRLEY	28,400	45,400	0	73,800
HESKETH WAYNE	33,400	94,400	26,000	101,800
HEUER ROBERT J & ELIZABETH A	32,400	149,500	0	181,900
HEYWARD LISANNE K	33,700	75,900	20,000	89,600
HIER JEANNE L	31,100	101,500	0	132,600
HIGGINS PETER	28,500	102,500	20,000	111,000
HILB JAMES K.	33,400	114,000	20,000	127,400
HILL ALAN R	32,200	173,000	0	205,200
HILL APRIL	35,200	139,700	20,000	154,900
HILL VIEW MINI BARNS	0	35,900	0	35,900
HILLIARD BRANDY	29,900	82,300	20,000	92,200
HILLSIDE ROADOWNERS ASSOC	2,900	0	0	2,900
HILTON FRANK W.	0	32,100	20,000	12,100
HILTS, BENJAMIN	32,700	48,500	0	81,200
HINDS SANDRA M	33,700	261,800	20,000	275,500
HINES, MAUREEN	31,600	35,700	20,000	47,300
HINKLEY CLARENCE JR	26,800	78,000	26,000	78,800
HINKLEY DAVID	32,200	12,100	0	44,300
HINKLEY JAMES	22,100	56,400	20,000	58,500
HINKLEY JENNIFER L	28,500	126,700	0	155,200
HINKLEY LEON	21,800	0	0	21,800
HINKLEY LEON	46,400	336,300	20,000	362,700
HINKLEY LEON A	4,100	0	0	4,100
HINKLEY LEON A	9,200	0	0	9,200
HINKLEY LEON A	4,300	0	0	4,300
HINKLEY LEON A.	26,200	139,300	0	165,500
HINKLEY, LEON A	32,200	18,800	0	51,000
HINKLEY, LEON A	103,300	0	0	103,300
HINKLEY, LEON A	4,500	0	0	4,500
HINKLEY, NOEL A	30,600	89,100	0	119,700
HIX VALERIE	32,200	50,200	20,000	62,400
HLISTER ANDREW M	161,000	68,700	20,000	209,700
HLISTER JENNIFER A	29,000	45,500	0	74,500
HLISTER MICHAEL	0	38,800	20,000	18,800
HOBART COZE E	34,800	28,600	0	63,400
HOBBS JR, DONALD F	42,200	135,600	0	177,800
HOLBROOK ANDREW	96,100	32,400	20,000	108,500
HOLMER BARBARA K.	50,000	0	0	50,000
HOLMES JONATHAN	22,200	101,100	20,000	103,300
HOLT ERIC	31,600	18,500	20,000	30,100
HOOD RYANN DEE	44,000	46,400	0	90,400
HORR ERNEST H.	32,400	77,900	0	110,300
HOSIE KASIE L	32,100	117,500	0	149,600
HOULE PETER	0	20,700	20,000	700
HOULIHAN, MICHAEL S.	24,600	66,500	0	91,100
HOWES JOHN C	22,300	151,000	20,000	153,300
HUBBARD TIMOTHY	26,800	93,500	20,000	100,300
HUNTER JACK	31,600	177,700	26,000	183,300
HUNTINGTON NANCY D	32,300	98,200	20,000	110,500
HURD BENJAMIN	5,100	0	0	5,100
HURD BENJAMIN	4,200	0	0	4,200
HURD BENJAMIN	31,700	0	0	31,700
HURD BENJAMIN	42,100	0	0	42,100
HURD BENJAMIN D	92,500	198,900	20,000	271,400
HURD, JASON A	33,000	160,900	20,000	173,900
HURLEY LYNDASAY A	28,500	145,600	0	174,100

Assessments as of April 1st, 2017

<u>OWNER</u>	<u>LAND</u>	<u>BUILDINGS</u>	<u>EXEMPTION</u>	<u>TAXABLE VALUE</u>
HURLEY RUSSELL	40,900	202,900	20,000	223,800
HUSSEY ROBERT J	33,200	59,600	20,000	72,800
HUTCHINSON, DELORA M	46,600	195,300	0	241,900
HYDE KATIE L	41,400	208,000	20,000	229,400
INMAN, LUKE J	34,200	145,200	0	179,400
J & S GRAVEL PRODUCTS, LLC	82,500	0	0	82,500
JACKSON STEPHEN L	32,600	183,500	20,000	196,100
JALBERT AMANDA C	32,200	29,700	26,000	35,900
JALBERT NATHAN G	22,300	71,800	20,000	74,100
JAMIESON ANGELA A	31,600	52,900	20,000	64,500
JANE CYR REALTY INC	39,200	172,900	0	212,100
JANOSCO JOHN SR	28,500	98,800	26,000	101,300
JANOSCO SR MICHAEL	28,300	131,300	20,000	139,600
JBMH, LLC	32,700	51,800	0	84,500
JCL PROPERTIES LLC	34,400	46,200	0	80,600
JEWEELL IRVING G	36,100	121,600	20,000	137,700
JILLSON CHARLES	31,900	93,300	20,000	105,200
JILLSON EDWARD	42,100	193,600	20,000	215,700
JILLSON EDWARD	31,700	0	0	31,700
JILLSON EDWARD W	48,000	143,000	0	191,000
JILLSON EDWARD W	2,100	0	0	2,100
JILLSON NATHAN A	32,800	0	0	32,800
JILLSON RICHARD D	36,000	113,200	20,000	129,200
JILLSON SANDRA J.	32,200	61,000	20,000	73,200
JILLSON, COLLEEN	24,600	69,600	0	94,200
JIPSON RYAN	33,700	68,800	20,000	82,500
JIPSON RYAN K	29,300	103,500	0	132,800
JMN PROPERTIES	43,300	38,300	0	81,600
JMN PROPERTIES	31,700	22,300	0	54,000
JOADI BENTON	0	63,100	0	63,100
JOEFIELD ESTHER	32,200	135,600	20,000	147,800
JOHN PARSONS	49,700	152,400	0	202,100
JOHNSON BRETT	31,600	79,500	20,000	91,100
JOHNSON BRIAN L	97,700	0	0	97,700
JOHNSON DANNY	22,300	17,600	0	39,900
JOHNSON ELAINE	73,700	44,100	0	117,800
JOHNSON GEORGE D	47,500	41,300	0	88,800
JOHNSON LEROY A	31,900	106,300	0	138,200
JOHNSON SHAWN O	28,500	97,000	0	125,500
JOHNSON SUSAN	34,100	61,100	20,000	75,200
JOHNSON, BRETT	32,300	0	0	32,300
JOHNSTON JAMES H.	35,500	258,700	26,000	268,200
JOLINE PROPERTIES LLC	22,300	60,400	0	82,700
JOLINE PROPERTIES LLC	22,100	94,300	0	116,400
JOLINE PROPERTIES LLC	33,800	116,200	0	150,000
JONES DAVID H.	34,200	0	0	34,200
JONES DOREEN	32,200	74,800	20,000	87,000
JONES, LAWRENCE P	23,000	103,000	0	126,000
JORDAN AUSTIN M	31,600	67,900	0	99,500
JORDAN CHARLES JR	31,600	30,000	20,000	41,600
JORDAN ROY D.	31,900	110,400	20,000	122,300
JORGENSEN MARK O	24,600	131,500	0	156,100
JOSSERAND CHERYL	35,400	149,000	0	184,400
JP MORGAN CHASE BANK NA	37,700	201,200	0	238,900
JUDD BENNIE	31,600	77,400	20,000	89,000
JULIAN PHILIP	0	112,700	26,000	86,700
JURAY AMY	0	17,200	17,200	0
JURSA JEREMY M	30,600	100,300	0	130,900
K P REALTY	38,700	255,400	0	294,100
K.P. REALTY LLC	29,300	100,200	0	129,500
KEANEY WILLIAM	81,800	122,300	0	204,100
KEARNS CAROL	31,700	41,200	20,000	52,900
KEELER ANDREA J	65,700	78,500	20,000	124,200
KEENE RACHEL C	32,500	99,600	0	132,100
KEITH AMANDA M	33,500	154,900	0	188,400
KEITH MARTIN COLBY II	32,200	116,100	0	148,300
KELLY DONALD J	33,700	158,500	0	192,200
KELSO, JONATHAN	33,500	57,700	20,000	71,200
KENNEDY DAVID J.	35,200	93,800	20,000	109,000
KENNEY DAVID D	28,500	139,000	20,000	147,500
KENNIE BETHANY	29,000	68,700	20,000	77,700
KERR CLEM	32,000	144,200	20,000	156,200
KIMBALL STANLEY M.	47,100	0	0	47,100
KINCHEN DOUGLASS C	33,000	105,700	20,000	118,700

Assessments as of April 1st, 2017

<u>OWNER</u>	<u>LAND</u>	<u>BUILDINGS</u>	<u>EXEMPTION</u>	<u>TAXABLE VALUE</u>
KING KARL	39,800	2,800	0	42,600
KING WILLIAM F II	120,500	35,900	0	156,400
KINNEY, TIMOTHY	32,000	121,400	20,000	133,400
KNIPPA RUTH	19,600	0	0	19,600
KNOBEL DAVID	21,500	37,800	0	59,300
KNOBEL, DAVID	33,100	96,700	26,000	103,800
KNOWELTON ANNE E	66,000	68,900	0	134,900
KNOWLES SHARYN M	28,400	213,400	20,000	221,800
KNOWLES SHARYN M	25,100	18,900	0	44,000
KOEHLING DONNA	0	36,100	0	36,100
KOKIEL, MICHAEL	46,300	74,100	0	120,400
KOLBE, ALEX A	32,400	86,400	20,000	98,800
KOLENZ JACOB	43,000	201,200	26,000	218,200
KOTTMAN PATRICIA	36,400	124,700	20,000	141,100
KOWALCZYK KAYLEE	0	25,300	20,000	5,300
KRAMER JASON	33,100	164,100	26,000	171,200
KROG, BRADLEY	25,800	0	0	25,800
KROOK GEORGE	31,700	105,200	20,000	116,900
KULLSON JOHN	31,600	23,000	20,000	34,600
KURISKO GEORGE	0	27,600	0	27,600
LABBE WAYNE MICHAEL	124,000	51,800	0	175,800
LABBE, ADAM J	32,900	131,100	20,000	144,000
LABELLE O'NEIL J	28,500	75,200	26,000	77,700
LABERGE LEO R JR	38,600	108,500	20,000	127,100
LABERGE LEO RONALD JR	24,600	81,900	0	106,500
LABERGE RAOUL	32,000	24,700	26,000	30,700
LABERGE RONALD	55,400	0	0	55,400
LABERGE TRACEY L.	31,600	104,500	20,000	116,100
LABONTE GARY	17,200	0	0	17,200
LABONTE GARY	16,100	0	0	16,100
LABONTE GARY J	47,200	181,300	20,000	208,500
LABONTE LINDA	31,700	119,000	20,000	130,700
LABRECQUE DIANE C (MARQUIS)	32,300	95,100	20,000	107,400
LABRECQUE RICHARD	30,700	124,900	20,000	135,600
LABRECQUE STEVEN	33,700	236,300	20,000	250,000
LABRIE DANIEL G	32,000	112,900	20,000	124,900
LABRIE LINDA J	28,500	113,900	20,000	122,400
LACASCIO ROBERT	33,700	135,800	0	169,500
LACASSE EMILE A	26,100	188,200	20,000	194,300
LACASSE EMILE A	22,300	0	0	22,300
LACERTE DANIEL	124,000	106,100	0	230,100
LACHANCE ANNE C	105,500	0	0	105,500
LACHANCE ANNE C	58,000	0	0	58,000
LACHANCE ANNE M	32,700	37,400	20,000	50,100
LACHANCE DANNY C	37,000	225,400	20,000	242,400
LACHANCE NORMAND	33,300	132,300	26,000	139,600
LACHANCE NORMAND	27,100	0	0	27,100
LACOMBE JAMES E	36,300	154,100	20,000	170,400
LACOMBE RICHARD D	32,700	184,400	20,000	197,100
LACROIX LEE	41,700	115,600	20,000	137,300
LACROIX, RICHARD & LUKE J	32,300	166,700	0	199,000
LAFLAMME DANIEL	32,400	50,100	0	82,500
LAFRAMBOISE DAVID R	82,700	112,400	0	195,100
LAGASSE BRIAN K	33,600	120,200	20,000	133,800
LAGASSE STEVEN	31,600	146,200	20,000	157,800
LAGUE DEBRA L	31,400	39,100	20,000	50,500
LAGUE THEODORE	36,700	149,700	20,000	166,400
LAGUEUX, LARRY	28,500	17,300	0	45,800
LAJOIE GERARD R	66,900	65,200	20,000	112,100
LAJOIE RITA & MARK	57,100	33,900	0	91,000
LAJOIE, MICHEL A	85,600	90,000	0	175,600
LALIBERTE JAMES R	32,200	186,900	20,000	199,100
LALIBERTE MICHAEL	33,700	134,700	20,000	148,400
LALIBERTY DONALD M	32,200	128,900	20,000	141,100
LALIBERTY RICK	97,900	63,500	20,000	141,400
LAMBURN BEVERLY K.	54,800	0	0	54,800
LAMONTAGNE DONALD	31,600	81,700	20,000	93,300
LAND TREE CORP	29,500	129,700	0	159,200
LAND TREE CORP	28,400	0	0	28,400
LAND TREE CORP	28,300	0	0	28,300
LAND TREE CORP	31,100	0	0	31,100
LAND TREE CORP	33,000	0	0	33,000
LAND TREE CORP	32,300	0	0	32,300
LANDRY THOMAS	31,600	118,500	26,000	124,100

Assessments as of April 1st, 2017

<u>OWNER</u>	<u>LAND</u>	<u>BUILDINGS</u>	<u>EXEMPTION</u>	<u>TAXABLE VALUE</u>
LANE GLENN E	36,700	138,800	20,000	155,500
LANE JENNIFER L	37,500	167,900	0	205,400
LANE RONALD C	31,600	80,400	20,000	92,000
LANE TIMOTHY SR	31,600	101,700	20,000	113,300
LANGLAIS GARY	31,600	39,200	20,000	50,800
LANGLAIS GARY J	36,000	175,000	20,000	191,000
LANGLAIS GERALD	68,500	0	0	68,500
LANGLAIS GERALD G	36,000	200,400	0	236,400
LANGLAIS, BRIAN R	39,000	196,700	20,000	215,700
LANGLOIS DANIEL G	33,200	178,900	0	212,100
LANGLOIS FERNAND	20,100	22,000	0	42,100
LANGLOIS FERNAND	26,100	109,400	20,000	115,500
LANGLOIS JENNIFER	35,500	0	0	35,500
LANGLOIS REBECCA	0	48,300	0	48,300
LANGLOIS, FERNAND RICHARD	133,800	86,300	0	220,100
LAPLANTE DONALD N	107,500	178,600	20,000	266,100
LAPLANTE NORMAND JP	33,400	121,600	26,000	129,000
LAPLANTE ROBERT	0	59,400	26,000	33,400
LAPOINTE HARRY	0	19,300	0	19,300
LAPOINTE JON D	22,300	127,800	0	150,100
LAPOINTE JOSEPH	37,200	62,600	20,000	79,800
LAPRISE CATHY E	31,600	112,000	20,000	123,600
LARKIN GLENDON	0	50,100	20,000	30,100
LARKIN WILLIAM J	2,300	800	0	3,100
LARKIN WILLIAM J	31,100	89,500	26,000	94,600
LAROCHE JACOB A	3,200	0	0	3,200
LAROCHE RICHARD W JR	33,500	72,300	0	105,800
LAROCHE RONALD S	32,500	121,900	20,000	134,400
LARSON, EDWIN S.	31,600	49,900	0	81,500
LARUE PAUL R	28,300	31,100	0	59,400
LATOUCHE LUCIENNE	42,500	117,900	26,000	134,400
LATTY AARON	36,700	66,600	0	103,300
LAURIA, AMEDEO	41,300	223,800	26,000	239,100
LAVALLEE BRUCE A	32,200	135,500	20,000	147,700
LAVERDIERE, RICHARD	120,500	41,200	0	161,700
LAVERTU DANIEL W	33,700	106,700	20,000	120,400
LAVOIE ANNETTE	0	32,100	0	32,100
LAVOIE PAUL J.	32,000	46,100	20,000	58,100
LEAVITT RICHARD	51,000	90,300	20,000	121,300
LEBEL ANDREW	54,200	200,300	20,000	234,500
LEBEL JANICE R	44,200	48,600	20,000	72,800
LEBEL NORMAND	29,400	183,800	20,000	193,200
LEBEL PAUL	20,100	71,100	0	91,200
LEBEL PAUL & ROCHELLE	6,000	0	0	6,000
LEBEL PAUL & ROCHELLE	25,000	0	0	25,000
LEBLANC MARC D	32,400	104,500	0	136,900
LEBLANC THOMAS L	29,900	39,700	20,000	49,600
LEBRASSEUR, CHARLES	0	98,000	26,000	72,000
LEBRASSEUR, ROBERT & KIMBERLY	0	88,200	20,000	68,200
LECLAIR DORIS M	56,100	0	0	56,100
LECLAIR LINDIE	0	23,600	20,000	3,600
LECOMPTE DANIEL	55,100	150,800	20,000	185,900
LEDGEWOOD ESTATES LLC	56,600	0	0	56,600
LEDGEWOOD ESTATES LLC	538,000	0	0	538,000
LEE PAULETTE	28,600	106,800	20,000	115,400
LEEMAN JOSEPH S.	32,700	147,900	0	180,600
LEMAY LEO ET AL	31,400	98,100	26,000	103,500
LEMAY ROLAND J	78,700	0	0	78,700
LEMONT JEFFERY C	33,400	133,000	20,000	146,400
LEPACK CAROLYN	31,600	63,600	20,000	75,200
LEPAGE MARC A.	24,400	112,700	20,000	117,100
LESSARD RITA	38,300	181,600	20,000	199,900
LETARTE LINDA	33,100	153,000	20,000	166,100
LETARTE LINDA D	33,000	0	0	33,000
LETOURNEAU LEROY R II	31,600	112,700	0	144,300
LEVASSEUR DAVID N	31,600	58,200	20,000	69,800
LEVASSEUR GLORIA M	22,300	88,500	0	110,800
LEVASSEUR JOSEPH E	0	24,900	0	24,900
LEVESQUE GLENN	22,300	87,800	20,000	90,100
LEVESQUE HOWARD	33,700	168,000	26,000	175,700
LEVESQUE JAMES	33,000	130,800	20,000	143,800
LEVESQUE JON PAUL	32,600	74,600	0	107,200
LEVESQUE NORMA	28,500	39,500	26,000	42,000
LEVESQUE NORMAND & ALDA	0	98,800	20,000	78,800

Assessments as of April 1st, 2017

<u>OWNER</u>	<u>LAND</u>	<u>BUILDINGS</u>	<u>EXEMPTION</u>	<u>TAXABLE VALUE</u>
LEVESQUE PAUL	31,600	24,900	20,000	36,500
LEVESQUE PAUL T.	31,700	59,300	26,000	65,000
LEVESQUE RICHARD	31,600	46,400	20,000	58,000
LEVESQUE RUSSELL R	32,000	33,400	20,000	45,400
LEVESQUE TOBY	35,100	165,500	0	200,600
LEVESQUE TOBY R	33,900	206,700	20,000	220,600
LEWIS PHILLIP	40,500	102,300	20,000	122,800
L'HEUREUX PAUL J	12,400	0	0	12,400
L'HEUREUX PAUL J	126,600	71,100	0	197,700
L'HOMMEDIU JULIE F	32,400	102,800	0	135,200
LIGHT DAVID P	32,500	123,800	20,000	136,300
LINDSAY, JAMES & LORI	0	66,300	0	66,300
LINNELL ELIZABETH R	135,800	176,200	20,000	292,000
LIPOFSKY JOHN D	32,400	172,500	20,000	184,900
LISBON COMMUNITY FEDERAL CREDIT	31,600	76,000	0	107,600
LIZOTTE EDGAR	31,600	146,200	20,000	157,800
LIZOTTE HERMAN	31,600	48,300	20,000	59,900
LOCHNER CARLIE A	32,300	85,000	0	117,300
LOESBERG PAUL	96,900	98,800	26,000	169,700
LOMBARD BEVERLY A	29,500	95,200	20,000	104,700
LONG BRIAN	33,400	133,100	20,000	146,500
LONGCHAMPS & SON INC	12,300	0	0	12,300
LONGCHAMPS & SON INC	12,300	0	0	12,300
LONGCHAMPS & SON INC	12,300	0	0	12,300
LONGCHAMPS & SON INC	12,300	0	0	12,300
LONGCHAMPS & SON INC	12,300	0	0	12,300
LONGCHAMPS & SON INC	12,300	0	0	12,300
LONGCHAMPS & SON INC	13,400	0	0	13,400
LONGCHAMPS & SON INC	13,400	0	0	13,400
LONGCHAMPS & SON INC	13,400	0	0	13,400
LONGCHAMPS & SON INC	13,400	0	0	13,400
LONGCHAMPS & SON INC	13,400	0	0	13,400
LONGCHAMPS & SON INC	13,400	0	0	13,400
LONGCHAMPS & SON INC	13,400	0	0	13,400
LONGCHAMPS & SON INC	13,400	0	0	13,400
LONGCHAMPS & SON INC	13,400	0	0	13,400
LONGCHAMPS & SON INC	12,300	0	0	12,300
LONGCHAMPS & SON INC	12,500	0	0	12,500
LONGCHAMPS & SON INC	12,300	0	0	12,300
LONGCHAMPS & SON INC	12,300	0	0	12,300
LONGCHAMPS & SON INC	12,300	0	0	12,300
LOVEJOY ALAN	42,200	225,400	20,000	247,600
LOVELL, PHILLIP M	34,100	47,600	20,000	61,700
LOVELL, RICHARD A.	33,700	109,800	0	143,500
LOVETT BRUCE	29,300	190,900	26,000	194,200
LOWE ELIZABETH	0	93,600	20,000	73,600
LUNDBERG, EMILY	32,400	65,900	20,000	78,300
LUNN BRIAN	32,000	68,800	20,000	80,800
LUNT DESIREE L	32,300	129,600	0	161,900
LUONGO BRIAN	26,100	95,300	0	121,400
LUONGO BRIAN P	26,100	64,500	0	90,600
LYCETTE DAVID	172,000	84,400	20,000	236,400
LYDON, JOHN	31,600	84,200	20,000	95,800
LYNCH JANICE L	38,300	144,800	20,000	163,100
LYNCH SHAWN	33,300	94,900	20,000	108,200
LYNCH, BRYAN P.	31,600	42,600	20,000	54,200
LYONS DAVE	29,400	111,500	20,000	120,900
LYONS THOMAS J	32,400	46,500	20,000	58,900
MACDONALD STEPHEN	35,700	98,200	20,000	113,900
MACDOUGALL CHARLES	11,400	0	0	11,400
MACHOWSKI PAUL	0	29,800	0	29,800
MACHOWSKI ROSEMARY	0	34,500	20,000	14,500
MADDEN, TINA	31,800	130,500	20,000	142,300
MADDOX ROBERT W	29,300	154,900	0	184,200
MADORE CORY M	33,500	90,900	20,000	104,400
MADORE DAVID M	31,600	47,200	0	78,800
MADORE NELSON	31,600	124,600	20,000	136,200
MADORE RICHARD J	28,500	36,100	0	64,600
MADORE ROLAND J	33,500	129,600	20,000	143,100
MADORE, DAVID	29,000	225,500	20,000	234,500
MADORE, RONALD	29,000	101,500	0	130,500
MADORE, VALIER J.	0	34,500	20,000	14,500
MAILHOT MARTIN	36,500	145,300	20,000	161,800
MAILLET DENIS	41,500	100,500	0	142,000

Assessments as of April 1st, 2017

OWNER	LAND	BUILDINGS	EXEMPTION	TAXABLE VALUE
MAILLET DENIS L	20,700	132,300	0	153,000
MAILLET DENIS L	21,500	75,300	0	96,800
MAILLET PROPERTIES LLC	26,600	393,100	0	419,700
MAINE TURNPIKE AUTHORITY	37,700	0	37,700	0
MAINE TURNPIKE AUTHORITY	40,700	0	40,700	0
MAINE TURNPIKE AUTHORITY	0	51,900	51,900	0
MALIA WILLIAM T JR	33,000	109,700	0	142,700
MALINOWSKI PETER S	31,600	83,000	20,000	94,600
MALLET PETER J	0	90,100	26,000	64,100
MALLETT EDWARD JR	35,100	128,300	0	163,400
MALOY AMANDA	35,800	203,000	20,000	218,800
MANN JOHN	34,300	0	0	34,300
MANN JOHN T	77,800	0	0	77,800
MANNING KELEIGH J	22,300	95,600	0	117,900
MARCELLO DAVID T	22,100	65,900	0	88,000
MARCOTTE NORMAND R	32,500	103,900	20,000	116,400
MARCOTTE RYAN L	32,400	170,800	0	203,200
MARCOUX, MARYSE J	33,500	96,300	0	129,800
MARITIMES AND NORTHEASE PIPELINE	0	1,736,800	0	1,736,800
MARQUIS ALFRED	24,400	89,000	26,000	87,400
MARQUIS BRANDY D	38,000	182,200	20,000	200,200
MARQUIS PAUL A	31,600	63,200	20,000	74,800
MARQUIS ROGER C	24,600	110,200	20,000	114,800
MARQUIS STEVE J	31,600	56,900	20,000	68,500
MARQUIS, ANDRE	32,200	87,300	20,000	99,500
MARSH DAVID JR	19,700	121,000	20,000	120,700
MARSH THEODORE	31,600	64,700	26,000	70,300
MARSHALL HAROLD	32,200	84,000	0	116,200
MARSTERS DAVID N	32,600	89,700	26,000	96,300
MARTELL ANNA	35,700	32,400	20,000	48,100
MARTIN BRIAN	0	40,000	20,000	20,000
MARTIN DAVID	31,700	119,000	20,000	130,700
MARTIN HEIRS	22,700	0	0	22,700
MARTIN JENNIFER	32,200	106,500	20,000	118,700
MARTIN STEPHEN A	0	39,400	0	39,400
MARTINEAU BLAINE	31,600	79,100	20,000	90,700
MARTINEAU DORIS A	28,500	136,000	20,000	144,500
MARY GROVER	0	16,200	0	16,200
MASON HAROLD	32,000	37,400	0	69,400
MASTRIANNO REBECCA C.	37,000	255,200	0	292,200
MATHIEU ANTOINETTE F	34,100	124,900	20,000	139,000
MATHIEU GEORGETTE	32,200	159,900	20,000	172,100
MATHIEU GERARD	31,600	45,300	20,000	56,900
MATHIEU JOHN	55,900	0	0	55,900
MATHIEU LORIE J	0	48,900	26,000	22,900
MATHIEU MARCEL G	32,700	32,600	20,000	45,300
MATHIEU ROBERT D	31,600	48,500	20,000	60,100
MATHIEU ROGER W	37,900	30,300	20,000	48,200
MATHIEU SOLEIL	56,900	0	0	56,900
MAURICE RAYMOND	32,200	86,600	20,000	98,800
MAWHINNEY ANGUS	32,400	108,500	20,000	120,900
MAXWELL, WILLIAM C.	31,600	36,900	0	68,500
MCBEAN GALEN W	28,500	35,200	20,000	43,700
MCBRIDE CIPPA J(AKA FLAHERTY)	40,100	111,100	0	151,200
MCBRIDE MICHAEL JR	30,700	137,400	0	168,100
MCCARTHY KEVIN	0	13,200	13,200	0
MCCAULEY JOHN	37,800	111,400	20,000	129,200
MCCAULEY JOHN	38,100	15,900	0	54,000
MCDANIELS VIRGINIA	37,300	143,800	20,000	161,100
MCDONNELL JON L	32,400	137,900	0	170,300
MCEACHERN DAVID	32,400	32,100	20,000	44,500
MCELHANEY, ELIJAH J	36,500	134,900	20,000	151,400
MCFARLAND BRIAN	31,600	65,000	20,000	76,600
MCGUIRE ROBERT	33,000	139,900	0	172,900
MCINTOSH DIANE F	34,700	86,800	20,000	101,500
MCKAY MAURICE	33,500	164,100	20,000	177,600
MCKENZIE JEFFREY	32,300	59,600	20,000	71,900
MCKINNEY JEFFREY	32,700	154,400	20,000	167,100
MCLAIN MARK W	36,200	0	0	36,200
MCLAIN WILLIAM C	33,600	75,900	26,000	83,500
MCLAUGHLIN CLAYTON E	32,200	124,800	20,000	137,000
MCLAUGHLIN, THEODORE	32,000	58,500	0	90,500
MCLEAN KIMBERLY	34,300	131,100	0	165,400
MCLEAN TINA J	34,000	57,900	0	91,900

Assessments as of April 1st, 2017

<u>OWNER</u>	<u>LAND</u>	<u>BUILDINGS</u>	<u>EXEMPTION</u>	<u>TAXABLE VALUE</u>
MCLEAN, CARL A	32,200	76,200	0	108,400
MCMURRY GARY	32,200	134,400	20,000	146,600
MCRAE MICHAEL J	48,600	121,200	0	169,800
MEADER BARBARA	0	93,000	26,000	67,000
MECAP, LLC	24,600	100,900	0	125,500
MELANSON AMBER L	38,300	149,000	20,000	167,300
MELANSON MARY L	35,300	106,200	20,000	121,500
MELDRUM THOMAS	81,800	43,300	0	125,100
MELLETTE STEPHEN H	32,400	166,900	20,000	179,300
MELTON LINDA TRUSTEE	33,200	0	0	33,200
MENNEALY JON	34,800	131,400	20,000	146,200
MERCHANT MURIEL	31,600	85,800	20,000	97,400
MERCIER, TIMOTHY	32,200	115,400	20,000	127,600
MEROFF DEBORAH R	66,900	63,400	20,000	110,300
MERRILL ALTON	32,200	118,900	26,000	125,100
MERRILL ALTON	33,000	40,100	0	73,100
MERRILL BRUCE R	73,700	177,000	20,000	230,700
MERRILL DANIEL	51,900	191,700	20,000	223,600
MERRILL GEORGE	2,600	0	0	2,600
MERRILL GEORGE	39,300	0	0	39,300
MERRILL GEORGE A	140,300	148,000	20,000	268,300
MERRILL ROBERT	32,800	97,200	20,000	110,000
MERRYMAN WILLIAM	34,200	124,000	20,000	138,200
MICHAUD ANDREW L	28,500	101,600	20,000	110,100
MICHAUD CLIFFORD J	31,700	85,100	20,000	96,800
MICHAUD DALE	31,600	37,400	20,000	49,000
MICHAUD ELIZABETH	32,200	51,700	26,000	57,900
MICHAUD JEFFREY D	32,200	154,600	0	186,800
MICHAUD JOSEPH	0	48,700	20,000	28,700
MICHAUD MICHAEL P	34,600	108,200	20,000	122,800
MICHAUD NORMAND D	32,200	127,600	20,000	139,800
MICHAUD RAYNOLD C JR	34,000	52,400	26,000	60,400
MICHAUD STEPHEN	31,600	93,700	20,000	105,300
MICHAUD TODD J	35,800	172,200	0	208,000
MICHEL ERIK R	33,900	128,000	20,000	141,900
MICHEL JASON	32,500	127,200	20,000	139,700
MILBRAN LLC	31,100	34,100	0	65,200
MILLER DARLEEN	64,500	38,300	0	102,800
MILLER DAVID M	48,800	432,500	20,000	461,300
MILLER JOHN A.	34,300	109,300	20,000	123,600
MILLER WILLIAM D	33,700	120,400	20,000	134,100
MILLIGAN BIRTANY D	30,700	173,000	0	203,700
MILLS TAMMY L	32,400	135,500	0	167,900
MILLS, PERRY	33,700	121,200	0	154,900
MIOA, TIANGE	134,400	389,400	0	523,800
MOCKLER, ALBERT A	31,600	48,900	0	80,500
MONDOR DONALD	42,300	88,000	20,000	110,300
MONETTE GEORGE J.	42,300	169,100	26,000	185,400
MONTRONE CAROL	81,800	33,800	0	115,600
MOODY JOAN	34,200	0	0	34,200
MOODY, BENJAMIN W	34,300	152,600	20,000	166,900
MOODY, DARIN R.	32,700	100,200	20,000	112,900
MOODY, HARRY AL	32,200	135,600	0	167,800
MOONEY RICHARD F.	31,600	124,500	20,000	136,100
MOORE, WENDALL I	32,300	62,400	26,000	68,700
MOREAU KENDRA K	31,600	112,200	0	143,800
MOREAU, ROXANNE	32,200	49,200	0	81,400
MORGAN GRANVILLE	105,800	0	0	105,800
MORGAN GRANVILLE	123,400	0	0	123,400
MORGAN GRANVILLE	32,800	0	0	32,800
MORGAN WINSTON	32,200	104,200	20,000	116,400
MORGANS ERIC	28,500	130,600	20,000	139,100
MORIN ANDRE	33,600	100,000	20,000	113,600
MORIN CHRISTEN	32,400	141,100	20,000	153,500
MORIN CONSTANCE	22,300	43,800	20,000	46,100
MORIN DENISE T	35,200	167,600	20,000	182,800
MORIN HEIDI	35,400	112,800	20,000	128,200
MORIN JACQUELINE D	31,600	71,400	6,000	97,000
MORIN LISA M(FKNA)GARANT	32,800	61,000	0	93,800
MORIN MICHAEL	43,500	167,400	20,000	190,900
MORIN PAULINE C	32,400	0	0	32,400
MORIN ROGER	28,400	111,700	26,000	114,100
MORIN RONALD	33,600	123,800	26,000	131,400
MORING, TINA M	28,500	186,000	20,000	194,500

Assessments as of April 1st, 2017

OWNER	LAND	BUILDINGS	EXEMPTION	TAXABLE VALUE
MORNEAULT LIVING TRUST	29,000	111,500	26,000	114,500
MORNEAULT NORMAND	32,800	125,700	0	158,500
MORRISON, NORRIS G	33,100	87,700	20,000	100,800
MORRISSETTE KEVIN	33,300	215,400	0	248,700
MOULTON, MARK D	32,300	107,900	20,000	120,200
MOUNTAIN VIEW FARMS INC	61,000	568,800	0	629,800
MOUNTAIN VIEW FARMS INC	0	74,300	0	74,300
MOYSE DAVID D.	26,800	124,600	0	151,400
MURPHY JASON R	33,900	215,600	0	249,500
MURPHY KENNETH	31,600	57,500	0	89,100
MURPHY MICHAEL J III	35,700	105,000	26,000	114,700
MWP2 3, LLC	23,100	151,000	0	174,100
MYRICK BRUCE	193,700	122,000	0	315,700
NADEAU BROOKE	35,300	278,100	20,000	293,400
NADEAU FIDELE J	31,700	46,300	20,000	58,000
NADEAU GERALD A SR	32,200	142,800	26,000	149,000
NADEAU JOSEPH A & MARISA D	33,200	263,000	20,000	276,200
NADEAU LOUISE A	33,000	0	0	33,000
NADEAU TIMOTHY L	28,500	34,900	26,000	37,400
NADEAU TORI	20,100	111,000	0	131,100
NADEAU, MICHAEL	42,600	468,600	20,000	491,200
NADEAU, RAYMOND	0	104,600	20,000	84,600
NAULT ROLAND	32,000	79,200	26,000	85,200
NEEDHAM, MICHAEL	22,100	120,700	20,000	122,800
NEIL RICHARD	24,600	67,100	0	91,700
NELSON, ALICIA A	33,400	49,200	20,000	62,600
NEW KEVIN N	31,600	174,100	20,000	185,700
NEWMAN ERIKA L	36,100	230,600	20,000	246,700
NEWMAN KRIS A	28,800	188,000	0	216,800
NEWTON RICHARD	33,700	149,400	20,000	163,100
NICHOLS GERALD L	32,200	39,400	0	71,600
NICKERSON ERNEST	28,500	110,300	20,000	118,800
NICKERSON, RICHARD & ADRIENNE	32,200	37,800	20,000	50,000
NOBLE KELLY	26,800	112,300	0	139,100
NOBLE VIRGINIA	32,200	148,300	0	180,500
NOEL TIMOTHY	32,200	85,800	20,000	98,000
NOLIN JOSEPH R & O'BRIEN-NOLIN	31,600	92,200	0	123,800
NOLIN JOSEPH R TRUST	31,600	206,100	0	237,700
NONIEWICZ ANDREW	0	41,400	0	41,400
NORMAN HERBERT J	51,900	184,500	0	236,400
NORTHEAST DREAM CENTER	29,500	0	29,500	0
NORTHERN NEW ENGLAND TELEPHONE	22,200	113,800	0	136,000
NORTON GARY	31,600	47,400	20,000	59,000
NORWOOD, GARY	30,100	73,600	20,000	83,700
NOWICKI, STEPHANIE A	120,500	56,400	0	176,900
NUGENT BANJAMIN E	35,400	153,800	0	189,200
NULTY BETTY J.	31,600	32,200	20,000	43,800
NUZZO RICKY	0	25,400	20,000	5,400
OAK SHERRY L	31,600	27,200	20,000	38,800
OBERHAUS DOUGLAS	31,600	45,200	20,000	56,800
O'BRIAN JEREMY D	42,600	136,200	26,000	152,800
O'CONNELL GEORGE	28,300	117,400	20,000	125,700
ODELL HEIDI	0	55,000	0	55,000
OGBURN LINDA SMYTHE	32,400	167,900	0	200,300
OHMAN, LARS P.	40,500	151,200	26,000	165,700
O'LEARY GEORGETTE	0	25,400	20,000	5,400
OLIVER MICHAEL	37,000	15,000	0	52,000
OLIVER MICHAEL S	55,300	146,700	26,000	176,000
OLIVERIA MISTI	28,300	125,400	20,000	133,700
OLKO MARK	22,300	0	0	22,300
OLKO MARK	20,700	0	0	20,700
OLKO MARK	37,000	0	0	37,000
OLKO MARK P	40,500	209,300	20,000	229,800
OLKO, MARK P	18,200	0	0	18,200
ORANGE 3, LLC	35,100	93,600	0	128,700
ORCHARD CRAIG	31,600	36,900	0	68,500
OSTRANDER, NONA	0	26,600	26,000	600
OUELLETTE DONALD	32,900	153,900	20,000	166,800
OUELLETTE MARY L	32,200	81,400	0	113,600
OUELLETTE PATRICIA	33,700	40,700	0	74,400
OUELLETTE ROBERT D TRUSTEE	57,100	45,500	0	102,600
OUELLETTE THOMAS	31,900	179,500	0	211,400
OUELLETTE, MICHELLE	30,400	91,800	0	122,200
OUELLETTE, PAUL M.	35,800	185,700	26,000	195,500

Assessments as of April 1st, 2017

<u>OWNER</u>	<u>LAND</u>	<u>BUILDINGS</u>	<u>EXEMPTION</u>	<u>TAXABLE VALUE</u>
PACE JOHN G	31,600	86,800	20,000	98,400
PACKARD AUTUMN	0	26,500	20,000	6,500
PACKARD EDWIN S	27,100	49,900	20,000	57,000
PACKARD ELLA MAE TRUSTEE	22,100	0	0	22,100
PAGE MELANIE	33,300	30,100	0	63,400
PAINTON MEGHAN	33,500	59,900	0	93,400
PALANGE JULIEN	33,900	0	0	33,900
PAQUETTE GARY A	29,000	115,800	20,000	124,800
PARADIS JOHN	42,200	219,700	20,000	241,900
PARADIS KELSIE L	31,600	155,600	20,000	167,200
PARADIS ROBERT	0	37,800	0	37,800
PARADIS, RICHARD R	35,700	0	0	35,700
PARASKEVAKAS ROBERT	0	14,700	14,700	0
PARE JOSEPH	33,700	72,300	0	106,000
PARE MARK H JR	46,200	75,000	0	121,200
PARE MARK H SR	33,600	81,500	20,000	95,100
PARE MARK H SR	39,400	17,200	0	56,600
PARE MARK H SR	15,100	0	0	15,100
PARE MICHAEL	150,500	52,300	0	202,800
PARENT JENNIFER M (FKA HINKLEY)	32,000	46,600	20,000	58,600
PARENT LOUIS P	33,700	130,900	20,000	144,600
PARENT PAUL & CECILE	0	98,500	20,000	78,500
PARENT, SHAUN M.	37,800	135,800	20,000	153,600
PARKER C	33,700	135,600	0	169,300
PARKER JEFFERY R	31,600	44,700	20,000	56,300
PARKER JOHN	31,700	27,900	20,000	39,600
PARKER RODNEY S	28,500	124,400	20,000	132,900
PARKER SHAWN A	28,400	108,200	20,000	116,600
PARKER VIRGINIA H	26,800	49,100	0	75,900
PARKER, BRUCE H.	0	93,000	26,000	67,000
PARKINSON TRICIA	0	18,100	0	18,100
PARKS LAURENCE W	28,500	135,700	26,000	138,200
PARKS THOMAS B	33,600	167,000	20,000	180,600
PASSALAQUA SHIRLEY A	31,600	56,200	0	87,800
PATNAUDE RICHARD T	30,200	99,500	20,000	109,700
PEARSON JOSEPH L	35,200	135,800	20,000	151,000
PEARSON, ROSS W TRUSTEE	107,100	65,000	0	172,100
PEASE DAMIEN	28,500	62,300	20,000	70,800
PELLETIER AARON L JR	32,500	118,200	0	150,700
PELLETIER DAVID	31,600	77,500	20,000	89,100
PELLETIER LINDA T	33,300	132,800	20,000	146,100
PELLETIER MICHAEL R	32,200	115,600	20,000	127,800
PELLETIER NICOLE	0	31,100	20,000	11,100
PELLETIER PAULINE	23,400	80,300	20,000	83,700
PELLETIER PAULINE	0	36,100	20,000	16,100
PELLETIER RICHARD	31,400	104,100	20,000	115,500
PELLETIER, PAULINE	31,900	145,200	20,000	157,100
PELLETIER, PHILIP R	38,800	117,400	26,000	130,200
PELLETIER, WILLIAM G.	22,300	132,100	26,000	128,400
PEMBERTON EDWARD	32,800	45,700	20,000	58,500
PEMBERTON EDWARD	32,200	0	0	32,200
PEPIN ROLAND G	32,200	47,200	26,000	53,400
PERKINS SCOTT	32,200	35,100	20,000	47,300
PERREAULT, CRAIG	32,400	224,900	0	257,300
PERRIER HENRY B	43,100	192,800	26,000	209,900
PERRIER JOHN R	32,500	75,500	20,000	88,000
PERRIER STEVEN	32,300	39,500	20,000	51,800
PERRON WORTH MALISSA	36,400	213,300	0	249,700
PERRON BERTRAND	31,600	46,000	0	77,600
PERRON BERTRAND	137,500	176,400	20,000	293,900
PERRON BERTRAND	31,600	116,100	0	147,700
PERRON BERTRAND	31,600	164,500	0	196,100
PERRON BERTRAND	31,600	18,800	0	50,400
PERRON CHRISTOPHER	76,700	71,800	20,000	128,500
PERRON DENNIS	33,500	21,400	0	54,900
PERRON DENNIS	63,900	19,000	20,000	62,900
PERRON DONNA	37,200	185,400	26,000	196,600
PERRON DONNA	33,400	169,900	0	203,300
PERRON DONNA	41,100	190,200	0	231,300
PERRON JEFFREY	37,900	286,400	0	324,300
PERRON JOSHUA J	32,200	159,800	20,000	172,000
PERRON RICHARD	31,400	33,800	0	65,200
PERRON RICHARD W	34,000	186,900	20,000	200,900
PESA, LLC	27,100	72,000	0	99,100

Assessments as of April 1st, 2017

<u>OWNER</u>	<u>LAND</u>	<u>BUILDINGS</u>	<u>EXEMPTION</u>	<u>TAXABLE VALUE</u>
PESA, LLC	22,300	83,300	0	105,600
PESSANT JOLINE	56,500	88,700	20,000	125,200
PESTKA ERIC	31,400	73,700	0	105,100
PETERS FRANK A.J.	112,300	0	0	112,300
PETERS JESSICA L	29,200	112,800	0	142,000
PETERS KERMIT A	33,500	141,000	20,000	154,500
PETRUSKA JOSEPH J II	33,700	140,800	20,000	154,500
PHILLIPS CAROLE E	38,000	77,500	0	115,500
PICARD RAYMOND	32,000	51,000	20,000	63,000
PICKARD, SCOTT & DEANNA	31,900	279,800	20,000	291,700
PICKENS ROBERT JR	32,200	70,900	0	103,100
PICKETT CHAD	33,800	178,300	20,000	192,100
PIERCE CHARLES	32,400	45,100	20,000	57,500
PIERCE SHAUN C	31,600	52,500	0	84,100
PIERRE CRAIG S	28,500	115,100	0	143,600
PIERRE PAULINE J	31,600	34,300	0	65,900
PINARD DAVID	43,500	57,000	0	100,500
PINARD DAVID	18,100	0	0	18,100
PINARD DAVID	50,300	0	0	50,300
PINARD DAVID	32,800	0	0	32,800
PINARD DAVID L.	32,200	165,300	20,000	177,500
PINARD DAVID P	33,000	70,200	20,000	83,200
PINARD LEO JR	32,400	44,000	20,000	56,400
PINARD MARK	26,800	86,400	20,000	93,200
PINARD MICHAEL	24,800	16,500	20,000	21,300
PINARD RICHARD	31,600	124,300	20,000	135,900
PINARD ROBERT A JR	34,200	198,600	20,000	212,800
PINARD ROBERT A SR	35,200	144,400	20,000	159,600
PINARD RONALD	32,200	104,300	20,000	116,500
PINARD ROSAMOND	41,800	0	0	41,800
PINARD ROSAMOND	32,500	54,900	20,000	67,400
PINARD ROSAMOND L	41,800	0	0	41,800
PINARD THOMAS	32,800	173,600	20,000	186,400
PINARD WILLIAM	32,700	0	0	32,700
PINARD WILLIAM A	30,700	150,900	26,000	155,600
PINECREST ASSOCIATES II LP	32,200	0	0	32,200
PINECREST ASSOCIATES II LP	40,300	808,400	0	848,700
PLEASANT HILL CEMETERY	0	4,600	4,600	0
PLOURDE JEFFREY S	38,100	175,700	20,000	193,800
PLOURDE MARK J	32,000	70,600	20,000	82,600
PLOURDE ROBERT	37,800	102,000	20,000	119,800
PLOURDE RODNEY A	33,700	244,300	20,000	258,000
POIRIER HENRIETTE	40,100	0	0	40,100
POIRIER LORRAINE	107,100	93,800	26,000	174,900
POIRIER RAYMOND	121,100	0	0	121,100
POIRIER RAYMOND N	170,300	0	0	170,300
POIRIER, JASON M	32,200	73,900	20,000	86,100
POLLEY BETTY	28,500	27,800	26,000	30,300
POMERLEAU ARMAND L.	34,000	157,800	20,000	171,800
POMERLEAU DAVID	32,700	138,500	20,000	151,200
POMERLEAU JENNIFER M	133,800	69,400	0	203,200
POMERLEAU PAUL	39,800	215,600	20,000	235,400
PONTBRIAND MICHAEL	32,300	166,100	20,000	178,400
POOLE, JONICA C	31,900	82,900	20,000	94,800
PORELL, KATHLEEN M(FNA DURGIN).	27,100	77,600	0	104,700
POSNICK, JENNIFER	31,600	154,600	20,000	166,200
POTVIN JOHN F	29,300	207,500	20,000	216,800
POTVIN MICHAEL A	31,100	110,200	20,000	121,300
POTVIN SUSAN	31,600	113,000	0	144,600
POULIN JEAN L	30,100	153,800	20,000	163,900
POULIN JOAN D	32,400	210,400	20,000	222,800
POULIN MARIA L	36,600	124,100	20,000	140,700
POULIN MICHAEL	33,400	69,200	0	102,600
POULIN MICHAEL J.	22,200	65,100	0	87,300
POULIN NORMAND R.	34,800	150,100	20,000	164,900
POULIN PATRICIA M	32,200	135,900	20,000	148,100
POULIN SUSAN M	0	41,200	26,000	15,200
POUSSARD ARTHUR J	32,500	139,200	26,000	145,700
POUSSARD LOUIS L	30,200	121,500	20,000	131,700
POUSSARD LOUIS LUKE	51,500	0	0	51,500
POUSSARD LOUIS LUKE	3,100	0	0	3,100
POUSSARD MARC	31,900	141,200	0	173,100
POUSSARD, JENNINE B.	33,600	172,100	20,000	185,700
POUZOL RICHARD C	32,200	136,600	20,000	148,800

Assessments as of April 1st, 2017

<u>OWNER</u>	<u>LAND</u>	<u>BUILDINGS</u>	<u>EXEMPTION</u>	<u>TAXABLE VALUE</u>
POWELL JACQUELINE	31,600	64,600	20,000	76,200
POWERS JAMES A JR	31,600	68,300	20,000	79,900
PRATT CAROLYN	0	28,000	20,000	8,000
PRATT JEAN (AKA BRIGGS)	32,400	74,900	0	107,300
PRATT LEO	28,400	87,000	0	115,400
PRATTE JEAN	60,800	0	0	60,800
PREBLE, TROY	120,500	78,400	0	198,900
PRESCOTT SCOTT	34,800	86,100	20,000	100,900
PRIDE DANA & TINA	29,800	105,700	20,000	115,500
PRIDE MICHAEL E	28,300	80,400	26,000	82,700
PRINCE CHARLES R	135,400	175,400	0	310,800
PRINCE CHARLES R	7,600	0	0	7,600
PRINCE CHARLES R	5,700	0	0	5,700
PRINCE SALLY	65,100	149,800	20,000	194,900
PROCTOR STANLEY	31,700	87,900	26,000	93,600
PROVENCHER PAUL	73,100	62,100	0	135,200
PROVENCHER PAUL	35,400	154,800	20,000	170,200
PROVOST ANTHONY J	32,800	134,600	20,000	147,400
PROVOST CORY JAMES	29,300	27,300	0	56,600
PROVOST GREGOIRE	31,400	201,500	20,000	212,900
PROVOST, ANN	32,200	59,000	0	91,200
PROVOST, CORY J	39,800	158,300	20,000	178,100
PROVOST, MARK	28,400	50,000	20,000	58,400
PRUITT DANIEL	38,800	167,100	20,000	185,900
PULK TIMOTHY	86,700	407,100	20,000	473,800
PULK TONY	34,200	41,200	20,000	55,400
PULK TONY	31,600	43,200	0	74,800
QUERCETO JOHN M	31,400	19,800	0	51,200
QUINLAN JAMES W.	40,600	200,100	20,000	220,700
QUINN MARGARET M	61,500	26,500	0	88,000
RABER LESLIE	35,400	0	0	35,400
RABER LESLIE	40,000	445,900	26,000	459,900
RABER LESLIE	54,700	0	0	54,700
RABER, SUZANNAH K.	22,300	95,400	0	117,700
RAC ANDREW	36,400	0	0	36,400
RAC RACHEL	33,300	241,600	20,000	254,900
RAC RACHEL Y	32,800	0	0	32,800
RADCLIFFE KAREN H	33,700	59,900	0	93,600
RADEL, JENNIFER L.	32,700	138,600	0	171,300
RAINEY MARIE PATRICIA	34,500	149,600	20,000	164,100
RAMIN RICHARD	29,300	51,700	20,000	61,000
RANCOURT BERNARD	227,000	338,200	20,000	545,200
RANCOURT BERNARD	64,400	0	0	64,400
RANCOURT BRIAN	111,800	295,200	0	407,000
RANCOURT BRIAN	38,000	0	0	38,000
RANCOURT BRIAN & GUERETTE KAYLA	38,700	6,600	0	45,300
RANCOURT DAVID	0	85,200	20,000	65,200
RANCOURT GEORGE JR	0	46,300	0	46,300
RANCOURT JAMES R	91,700	0	0	91,700
RANCOURT JAMES R	49,200	62,400	20,000	91,600
RANCOURT JOLINE N	55,900	179,000	20,000	214,900
RANCOURT LISA	33,000	136,000	20,000	149,000
RANCOURT PAUL	28,500	0	0	28,500
RANCOURT PAUL	96,500	391,100	20,000	467,600
RANCOURT PAUL A & DEBRA L	44,200	0	0	44,200
RANCOURT RYAN	0	22,900	20,000	2,900
RANCOURT THERESA	31,600	97,300	20,000	108,900
RANCOURTBRIAN & GUERETTE KAYLA	184,400	0	0	184,400
RAND MAYNARD E. SR	32,500	83,100	20,000	95,600
RANDALL BENJAMIN	37,000	138,800	20,000	155,800
RAWSTRON MICHAEL R	32,000	46,900	0	78,900
RAWSTRON RYAN D	53,900	216,500	20,000	250,400
RAWSTRON SHARON I	33,700	0	0	33,700
RAY DONALD J	33,000	124,700	20,000	137,700
RAY RITA M	31,600	57,700	26,000	63,300
RAYMOND CINDY	31,600	70,600	0	102,200
RAYMOND ROBERT	28,500	30,200	20,000	38,700
RAYMOND-ROUTHIER PEARL J	32,200	121,300	20,000	133,500
REDDEN, ROBERT J	32,400	44,700	0	77,100
REED CLINTON	76,500	0	0	76,500
REED CLINTON S	16,000	0	0	16,000
REED SUSAN A	33,300	79,900	20,000	93,200
REEDY TODD D	34,700	239,700	0	274,400
RENNIE CRAIG A	29,300	106,800	20,000	116,100

Assessments as of April 1st, 2017

<u>OWNER</u>	<u>LAND</u>	<u>BUILDINGS</u>	<u>EXEMPTION</u>	<u>TAXABLE VALUE</u>
RENY, ROLAND	0	20,400	0	20,400
REYNOLDS MARK E	38,200	129,700	20,000	147,900
REYNOLDS RANDEE R	120,500	132,800	20,000	233,300
REYNOLDS RHONDA D	26,800	100,100	0	126,900
RICHARD FERNAND	134,500	0	0	134,500
RICHARD MICHAEL	31,600	44,100	20,000	55,700
RICHARD NICOLE	0	18,000	0	18,000
RICHARD RONALD J	42,500	62,200	20,000	84,700
RICHARD, FERNAND R	32,200	81,200	0	113,400
RICHARDS BRANDON	0	29,500	0	29,500
RICHARDS HOY B JR	4,900	104,700	20,000	89,600
RICHARDS LEONARD	0	69,400	0	69,400
RICHARDS LEONARD P	34,500	167,700	20,000	182,200
RICHARDSON TERRY LEE	33,100	44,900	0	78,000
RICKER STEPHEN	0	54,300	20,000	34,300
RIDLEY ARNOLD F SR	31,600	15,300	0	46,900
RIDLEY ARNOLD JR	32,200	33,100	0	65,300
RIDLEY KATHY	34,300	150,500	20,000	164,800
RIDLEY, TINA	33,500	47,500	20,000	61,000
RIDLEY, TODD	25,800	45,900	0	71,700
RIDLON ANDREW S.	31,600	109,700	20,000	121,300
RIENDEAU MARIETTE G	33,400	47,500	0	80,900
RINES WALTER M III	31,600	46,100	20,000	57,700
RING PHYLLIS	40,300	2,300	0	42,600
RING STEVEN I	32,600	140,300	20,000	152,900
RIoux ARTHUR	31,900	63,500	26,000	69,400
RIoux CATHERINE	32,200	157,500	20,000	169,700
RIoux DANIEL D	31,600	63,500	20,000	75,100
RIoux MAURICE	33,700	139,500	20,000	153,200
RIoux RONALD	66,900	72,200	26,000	113,100
RIoux, STEVEN A	32,200	158,000	20,000	170,200
RITCHIE CARROLL	82,700	78,700	20,000	141,400
RITCHIE JEFFREY S	79,700	66,000	20,000	125,700
RMEINGTON, DANIEL B	33,800	47,500	20,000	61,300
RMI LLC	47,000	0	0	47,000
RMI LLC	32,800	0	0	32,800
RMI LLC	51,300	0	0	51,300
RMI LLC	32,200	0	0	32,200
RMI LLC	32,500	0	0	32,500
RMI LLC	32,600	0	0	32,600
RMI LLC	32,600	0	0	32,600
RMI LLC	32,500	0	0	32,500
RMI LLC	32,600	0	0	32,600
RMI LLC	32,400	0	0	32,400
RMI LLC	33,600	0	0	33,600
RMI LLC	32,600	0	0	32,600
RMI LLC	32,400	0	0	32,400
RMI LLC	32,500	0	0	32,500
RMI LLC	32,300	0	0	32,300
RMI LLC	32,300	0	0	32,300
ROACH KENNETH E. & VICTORIA L	124,000	33,600	0	157,600
ROANE THOMAS A	31,600	133,000	20,000	144,600
ROBBINS ALBERT	35,300	147,700	20,000	163,000
ROBBINS, WILLIAM L	32,200	134,100	0	166,300
ROBERGE ADAM R	31,100	124,100	0	155,200
ROBERGE NICOLE D	32,300	68,400	20,000	80,700
ROBERGE PAULA J	32,200	108,200	20,000	120,400
ROBERT SCOTT	0	74,400	0	74,400
ROBERTS CHARLES	37,800	311,700	0	349,500
ROBERTS CHARLES	83,500	327,700	0	411,200
ROBERTS JESSICA	22,300	97,100	20,000	99,400
ROBERTS WILLIAM P	34,800	117,000	0	151,800
ROBICHAUD JANE C	31,600	50,800	20,000	62,400
ROBICHAUD PERRY D	28,400	41,800	20,000	50,200
ROBINSON TIMOTHY A	28,500	102,100	20,000	110,600
ROBINSON, DIANE L	32,200	39,300	0	71,500
ROBINSON, FEDERIC J	38,000	182,200	20,000	200,200
ROBITAILLE NORMAND A	26,800	83,700	20,000	90,500
ROBITAILLE VICTOR A	32,300	121,700	26,000	128,000
ROCCO JOSEPH	31,900	153,700	0	185,600
ROCH LIONEL J JR	32,800	49,000	20,000	61,800
ROCK ARNOLD F	0	24,800	0	24,800
RODRIGUE MAURICE	26,100	32,900	0	59,000
ROGERS, RALPH & KATHLEEN	32,400	112,800	20,000	125,200

Assessments as of April 1st, 2017

<u>OWNER</u>	<u>LAND</u>	<u>BUILDINGS</u>	<u>EXEMPTION</u>	<u>TAXABLE VALUE</u>
ROMANO, AMY	33,100	116,400	20,000	129,500
ROSE ALLEN	0	24,400	20,000	4,400
ROSENBERG RICHARD A	95,300	80,500	26,000	149,800
ROSS LEIGH	32,200	36,000	20,000	48,200
ROSS TONIA	33,000	188,100	0	221,100
ROSSIGNOL DIANNE	0	39,200	0	39,200
ROSSIGNOL JARED T	36,700	152,800	0	189,500
ROSSIGNOL NATHANIEL D	28,300	88,800	20,000	97,100
ROSSIGNOL, JAYME L	32,200	183,700	20,000	195,900
ROULEAU PAUL	31,600	177,100	20,000	188,700
ROUSSEAU JOSEPH J	98,300	96,800	20,000	175,100
ROUX MARC	28,500	21,900	20,000	30,400
ROUX MARC R	29,300	81,300	0	110,600
ROUX ROBERT	36,300	142,400	20,000	158,700
ROY ADRIAN	34,000	144,500	20,000	158,500
ROY PATRICK	32,700	107,600	0	140,300
ROY PAULINE A	80,500	96,500	20,000	157,000
ROY RICHARD H	80,500	112,900	26,000	167,400
ROYAL RIVER LLC	31,400	85,000	0	116,400
ROYER IRENE C	0	24,700	20,000	4,700
RS PROPERTY GROUP LLC	30,700	95,200	0	125,900
RS PROPERTY GROUP LLC	2,500	0	0	2,500
RUBINO JAMES	47,700	31,500	20,000	59,200
RUBY PETER G	36,200	0	0	36,200
RUMERY KATRINA	32,800	113,400	0	146,200
RUMLEW, INCORPORATED	33,100	47,400	0	80,500
RURAL PROPERTY MANAGEMENT, LLC	32,600	23,300	0	55,900
RUSO LLC	26,100	61,600	0	87,700
RUSO LLC	125,500	79,300	0	204,800
RUSSELL NICOLE	35,200	116,200	0	151,400
RUSSELL, DAVID	31,600	31,900	20,000	43,500
RUSSO GREGORY	31,600	54,700	20,000	66,300
RUTHERFORD GEORGE	34,700	67,200	20,000	81,900
RYAN LAURIE	85,700	79,600	20,000	145,300
RYBECK KATHLEEN	14,600	900	0	15,500
RYERSON MICHAEL	31,800	133,500	26,000	139,300
SABAN FREDERICK L	32,000	82,300	0	114,300
SABATTUS LAKE REALTY TRUST	133,800	94,000	0	227,800
SABATTUS PROPERTY HOLDINGS LLC	56,700	0	0	56,700
SABATTUS REGIONAL CREDIT UNION	31,400	15,500	0	46,900
SABATTUS REGIONAL CREDIT UNION	36,700	1,001,900	0	1,038,600
SABATTUS SANITARY DISTRICT	59,800	8,651,000	8,710,800	0
SABATTUS SANITARY DISTRICT	26,300	200	26,500	0
SABATTUS SANITARY DISTRICT	0	1,800	1,800	0
SABATTUS WATER DISTRICT	44,400	0	44,400	0
SABATTUS WATER DISTRICT	344,300	3,900	348,200	0
SABATTUS WATER DISTRICT	36,000	0	36,000	0
SABATTUS WATER DISTRICT	37,100	23,900	61,000	0
SABATTUS WATER DISTRICT	3,000	0	3,000	0
SABINE BRIAN G	51,100	71,200	0	122,300
SABINE DANIAL L	47,800	189,300	0	237,100
SAFFORD VALERIE	34,800	126,700	20,000	141,500
SALE TIFFANY	0	22,600	0	22,600
SALGER LISA J	28,500	110,700	0	139,200
SALTZMAN STEPHANIE	59,400	183,600	20,000	223,000
SAMSON, SHAWN	30,400	99,900	20,000	110,300
SANDERS STEVEN	34,200	167,300	20,000	181,500
SANDS DANNY A	24,600	108,400	26,000	107,000
SANDS KIMBERLY M	33,900	132,000	20,000	145,900
SANTOMANGO DOUGLAS R. & SUSAN A.	33,600	94,300	20,000	107,900
SARGENT RICHARD	32,400	67,100	0	99,500
SARRAZIN ROGER	31,600	46,500	20,000	58,100
SAUCIER JEFFREY	32,200	107,000	20,000	119,200
SAUNDERS BOBBIE JO	0	17,400	0	17,400
SAUNDERS ERIC	60,400	105,500	20,000	145,900
SAUNDERS ERIC R II	33,900	148,000	20,000	161,900
SAWYER COREY	32,200	92,900	20,000	105,100
SAWYER LORRAINE	45,100	0	0	45,100
SAWYER RALPH J.	111,700	0	0	111,700
SAWYER, RALPH J.	2,400	0	0	2,400
SCHALK, CHARLES W.	34,900	149,200	20,000	164,100
SCHILKE ROBERT	152,500	0	0	152,500
SCHNOPP, JOHN P	34,500	129,300	0	163,800
SCHROCK SYLVIA M	31,100	174,600	0	205,700

Assessments as of April 1st, 2017

<u>OWNER</u>	<u>LAND</u>	<u>BUILDINGS</u>	<u>EXEMPTION</u>	<u>TAXABLE VALUE</u>
SCHRODER, TODD E	0	59,700	20,000	39,700
SCOTT KIMBERLY	35,000	101,900	0	136,900
SCOTT ROBERT A	33,100	26,600	0	59,700
SCOTT ROBERT A	28,500	79,500	20,000	88,000
SCOTT TINA M	33,000	49,000	0	82,000
SCOTT, STANLENE R	33,600	40,600	0	74,200
SCRIBNER CLAIRE B	32,200	86,700	20,000	98,900
SDG LLC	140,800	340,300	0	481,100
SECRETARY OF HOUSING & URBAN	31,600	47,400	0	79,000
SEGUIN RANDY P	31,600	85,600	0	117,200
SELLERS, JULIAN A	38,500	118,800	0	157,300
SESSIONS, CHERYL A	36,600	113,700	26,000	124,300
SHARPLEY JOHN	0	68,600	26,000	42,600
SHEARER BRADFORD D	31,600	137,000	0	168,600
SHEDD JAMES	35,200	86,200	20,000	101,400
SHEDD OAKLEY C JR	31,500	166,100	0	197,600
SHEEHY JOHN K	80,000	0	0	80,000
SHEEHY SEAN	32,500	187,900	20,000	200,400
SHNUR JULIA	28,300	116,700	20,000	125,000
SHORT, LINDA M.	29,300	55,400	26,000	58,700
SHY BEAVER ESTATES ASSOCIATION	3,000	0	0	3,000
SHY BEAVER ESTATES ASSOCIATION	3,400	0	0	3,400
SIBLEY DENNIS	31,600	51,600	20,000	63,200
SICKLES RONALD M	156,200	81,300	0	237,500
SIMARD DENNIS	132,600	75,400	0	208,000
SIROIS GLORIA C	28,500	57,500	0	86,000
SIROIS, CARMELLE R M	133,800	40,400	0	174,200
SIROIS, GERARD	0	33,700	26,000	7,700
SK HOUSING	26,800	198,800	0	225,600
SK HOUSING LLC	22,300	81,000	0	103,300
SKEHAN, MARY	32,200	139,100	0	171,300
SLEEPER MICHAEL	32,200	83,400	20,000	95,600
SMALL KARYN P	37,300	120,500	0	157,800
SMALL KARYN P	35,100	0	0	35,100
SMILEY CARROLL	42,400	0	0	42,400
SMITH CHRISTINE LEE	32,500	159,000	20,000	171,500
SMITH DOUGLAS B	31,900	186,100	26,000	192,000
SMITH IRENE	36,500	70,600	20,000	87,100
SMITH JOYCE	0	41,800	20,000	21,800
SMITH JULIE	33,700	60,500	20,000	74,200
SMITH KEVIN A	38,000	193,400	20,000	211,400
SMITH RICHARD D.	32,300	53,700	20,000	66,000
SMITH RICHARD L	32,300	46,400	20,000	58,700
SMITH ROBERT T	35,800	169,500	20,000	185,300
SMITH VICKIE L	32,200	172,000	20,000	184,200
SMITH, CHARLES W II	32,200	17,000	0	49,200
SMITH, FRANK E.	33,000	166,400	20,000	179,400
SMYTHE, JOHN	0	16,800	16,800	0
SNYDER DAVID E	31,600	59,300	0	90,900
SOUCEK LEO E JR	65,300	197,800	20,000	243,100
SOUCY FLORIAN F	32,200	132,400	20,000	144,600
SOUCY PATRICK M	0	89,100	20,000	69,100
SOUCY, RAYMOND S.	31,600	82,200	0	113,800
SPALDING, ALEXANDER	28,500	145,600	0	174,100
SPANGENBERGER EUGENE P	22,100	79,300	20,000	81,400
SPARKS KENNETH	34,100	35,300	20,000	49,400
SPENCER CAROLE C.	31,600	43,600	20,000	55,200
SPENCER HEIDI	36,900	121,000	20,000	137,900
SPENCER J. AMANDA (AKA FISHER)	35,800	151,300	20,000	167,100
SPENCER JAMES	30,000	274,800	20,000	284,800
SPENCER JASON M	35,200	142,700	20,000	157,900
SPENCER MARGARITE O, SPENCER ROBIN	28,500	127,200	26,000	129,700
SPENCER MICHELLE N	35,000	113,200	0	148,200
SPENCER RALPH C III	31,600	87,400	0	119,000
SPENCER, DIANE P.	46,100	128,000	20,000	154,100
SPILECKI PATRICIA	38,700	130,900	20,000	149,600
SPIRITUALIST CHURCH OF ETERNAL LIFE	68,700	206,100	274,800	0
SPOONER PHILLIP L	22,300	99,800	20,000	102,100
SPOONER RICHARD N	33,700	86,300	20,000	100,000
SPRAGUE HEATHER	60,200	65,200	0	125,400
ST PIERRE MARCEL L	28,500	75,300	0	103,800
ST HILAIRE KAREN C	33,100	56,300	0	89,400
ST LAURENT & SON	42,500	0	0	42,500
ST LAURENT & SONS INC	28,000	0	0	28,000

Assessments as of April 1st, 2017

<u>OWNER</u>	<u>LAND</u>	<u>BUILDINGS</u>	<u>EXEMPTION</u>	<u>TAXABLE VALUE</u>
ST LAURENT DERRICK	28,900	183,000	20,000	191,900
ST LAURENT PROPERTIES LLC	31,500	38,600	0	70,100
ST LAURENT PROPERTIES LLC	253,500	0	0	253,500
ST LAURENT PROPERTIES LLC	32,400	65,700	0	98,100
ST LAURENT PROPERTIES LLC	221,500	0	0	221,500
ST PIERRE DONALD	0	28,300	26,000	2,300
ST PIERRE PHILIP R	28,600	249,800	20,000	258,400
ST. AMAND JEANNETTE	22,300	112,700	20,000	115,000
ST. AMAND NORMAN J	32,200	54,900	20,000	67,100
ST. HILAIRE DAVID	32,200	101,900	20,000	114,100
ST. HILAIRE LOUIS	33,100	104,900	20,000	118,000
ST. HILAIRE, DANIEL	35,200	105,600	20,000	120,800
ST. LAURENT & SON, INC	113,400	326,700	0	440,100
ST. LAURENT PROPERTIES, LLC	182,800	0	0	182,800
ST. LAURENT ROBERT	31,700	65,000	20,000	76,700
ST. PIERRE DONALD R	31,600	40,100	26,000	45,700
STAGGS JEFFREY D II	35,300	180,700	20,000	196,000
STAGGS JEFFREY D II	37,900	99,900	0	137,800
STAPLES LOEL L JR	94,300	146,000	0	240,300
STATE OF MAINE	29,300	0	29,300	0
STATE OF MAINE	32,000	0	32,000	0
STECKINO MICHAEL J	31,600	54,100	20,000	65,700
STEIN KARL F	40,100	153,600	20,000	173,700
STEVE & SANDY SHAW	0	64,700	0	64,700
STEVENS BEVERLY	32,700	113,400	20,000	126,100
STEVENS HARDWARE	38,300	454,500	0	492,800
STEVENS WILLIAM	57,900	129,000	0	186,900
STEVENS, ROBERT B	39,400	117,500	20,000	136,900
STEVENS, ROBERT M	31,600	92,900	20,000	104,500
STEVENS, WADE E	35,800	57,900	20,000	73,700
STEWART CURTIS L	55,700	235,200	20,000	270,900
STEWART CURTIS L	81,200	115,400	0	196,600
STEWART JAMES	32,700	0	0	32,700
STEWART JAMES	28,500	85,500	26,000	88,000
STEWART LINDON H.	27,500	121,600	0	149,100
STINSON SARAH	32,000	85,900	20,000	97,900
STINSON WILLIAM C.	31,600	91,200	20,000	102,800
STONE BRIAN J	33,100	100,200	0	133,300
STONE RAYMOND	28,300	132,000	26,000	134,300
STOUT KATHY	32,300	119,100	20,000	131,400
STROTHER, ALEXANDER S JR	31,600	55,600	0	87,200
STROUT AARON D	30,200	172,500	0	202,700
STROUT GORDON G	52,300	240,000	20,000	272,300
STROUT KEVIN R	31,600	116,400	20,000	128,000
STRUNK DOROTHY	31,600	61,200	0	92,800
STUART WILLIAM	32,200	92,100	26,000	98,300
STUBBS CHARLES A	32,200	38,100	0	70,300
SULLIVAN DEBRA	123,600	87,700	0	211,300
SULLIVAN DEBRA	27,100	27,200	0	54,300
SUMNER FORREST	26,800	114,000	26,000	114,800
SURETTE DANIEL	46,800	78,100	20,000	104,900
SURETTE, DORIS	33,700	124,100	20,000	137,800
SUTHAMBHITAK VIROON	34,800	100,500	20,000	115,300
SWASEY DONALD A	29,400	120,800	20,000	130,200
SWASEY DONALD A	24,600	135,400	26,000	134,000
SWEENEY, JOHN T	31,600	52,400	20,000	64,000
SWEET GARY E	33,700	0	0	33,700
SYLVESTER STEPHEN	197,800	256,800	26,000	428,600
TABB ANGELA	0	27,100	20,000	7,100
TAMMAC HOLDINGS CORP	26,800	83,000	0	109,800
TANCREL GERARD	32,400	211,100	24,000	219,500
TANGUAY RICHARD R JR	32,600	61,700	0	94,300
TANGUAY RUSSELL	0	25,400	0	25,400
TANGUAY, ROBERT	32,500	123,900	0	156,400
TARAZEWICZ DIANNE J	32,600	58,900	20,000	71,500
TARDIF AARON L SR	35,700	83,200	0	118,900
TARDIF DANIEL	31,600	56,100	20,000	67,700
TARDIF EDWARD	34,300	114,900	26,000	123,200
TARDIF EDWARD	32,600	5,200	0	37,800
TARDIF GERARD	46,800	124,100	26,000	144,900
TARDIF JASON R	32,400	153,700	20,000	166,100
TARDIF JOHN	150,500	101,800	0	252,300
TARDIF JOHN T	29,300	123,300	26,000	126,600
TARDIF JOHN T	28,500	0	0	28,500

Assessments as of April 1st, 2017

<u>OWNER</u>	<u>LAND</u>	<u>BUILDINGS</u>	<u>EXEMPTION</u>	<u>TAXABLE VALUE</u>
TARDIF JOHN T	3,100	0	0	3,100
TARDIF MARC	33,900	127,400	0	161,300
TARDIF RICHARD	34,900	186,800	20,000	201,700
TARDIF, JOHN T	147,400	62,100	0	209,500
TARDIFF ANITA	0	33,800	20,000	13,800
TARDIFF ERIC C	32,200	169,700	20,000	181,900
TAYLOR HEATHER J.	31,600	99,400	20,000	111,000
TAYLOR WILLIE R	133,800	108,800	0	242,600
TERENZONI ELAINE	30,700	117,800	20,000	128,500
THE BANK OF NEW YORK MELLON	33,600	148,300	0	181,900
THE BERTIES L JORDAN TRUST	115,400	62,600	20,000	158,000
THE MAUREEN PEARSON REVOCABLE	128,800	63,300	0	192,100
THEBARGE JOHN	32,200	76,900	20,000	89,100
THERIAULT DONALD	36,000	276,300	20,000	292,300
THERIAULT GAETAN	32,500	159,300	20,000	171,800
THERIAULT RONALD	0	67,100	20,000	47,100
THERIAULT, MARK G	32,200	0	0	32,200
THERRIAULT LINDA	38,600	57,100	20,000	75,700
THERRIAULT LINDA	33,900	0	0	33,900
THERRIEN DONALD	34,800	273,100	20,000	287,900
THIBEAU DANIELLE	37,600	131,100	0	168,700
THIBODEAU DONNA	31,600	57,100	20,000	68,700
THOMAS MICHAEL A	24,600	23,100	0	47,700
THOMAS NICHOLAS	32,700	55,000	20,000	67,700
THOMPSON DESMOND R.	31,900	96,900	20,000	108,800
THOMPSON GINA	32,200	111,400	20,000	123,600
THOMPSON, ARIEL	28,500	103,200	0	131,700
TIBBETTS JOSEPH E	124,000	103,000	0	227,000
TIBBETTS LINDA PELLETIER TRUSTEE	20,100	73,100	0	93,200
TIBBETTS MICHAEL	46,200	133,200	0	179,400
TIMBERLAKE DAVID G	33,500	88,900	20,000	102,400
TIMBERLAKE DONALD HC TRUSTEE	29,400	145,100	20,000	154,500
TIMPANY DONALD M.	35,100	179,700	0	214,800
TINER THOMAS	0	40,600	20,000	20,600
TODORSKY MICHAEL	82,700	36,100	0	118,800
TOLINI RONALD & CELINE	0	108,100	20,000	88,100
TOOTHAKER GREGORY	32,700	36,500	20,000	49,200
TOURTELOTTE DOUGLAS	105,000	0	0	105,000
TOUSSAINT ROBERT	0	39,500	20,000	19,500
TOWN OF SABATTUS	37,100	1,900	39,000	0
TOWN OF SABATTUS	29,300	0	29,300	0
TOWN OF SABATTUS	62,000	6,646,100	6,708,100	0
TOWN OF SABATTUS	29,900	888,000	917,900	0
TOWN OF SABATTUS	2,900	0	2,900	0
TOWN OF SABATTUS	56,100	477,600	533,700	0
TOWN OF SABATTUS	28,700	0	28,700	0
TOWN OF SABATTUS	2,900	0	2,900	0
TOWN OF SABATTUS	26,900	419,200	446,100	0
TOWN OF SABATTUS	30,100	0	30,100	0
TOWN OF SABATTUS	32,000	12,900	44,900	0
TOWN OF SABATTUS	31,600	1,952,700	1,984,300	0
TOWN OF SABATTUS	2,600	0	2,600	0
TOWN OF SABATTUS	26,300	0	26,300	0
TOWN OF SABATTUS	2,900	0	2,900	0
TOWN OF SABATTUS	66,500	0	66,500	0
TOWN OF SABATTUS	0	0	0	0
TOWN OF SABATTUS	13,900	0	13,900	0
TOWN OF SABATTUS	159,500	0	159,500	0
TREMAINE CLAIRE	30,700	84,400	20,000	95,100
TREMBLAY DENIS	32,000	51,300	20,000	63,300
TREMBLAY DON	0	25,600	20,000	5,600
TREMBLAY LINDA A	31,900	142,500	26,000	148,400
TREMBLAY MIKE	31,600	158,100	20,000	169,700
TREPANIER JEAN M	61,700	63,900	20,000	105,600
TREPANIER JEAN M	4,300	0	0	4,300
TRI COUNTY MENTAL HEALTH SERV	37,800	266,100	303,900	0
TROIANO SALLY A	22,300	85,400	20,000	87,700
TROIANO, ROBERT A.	31,600	161,200	0	192,800
TRUCHON ARMAND R	33,300	201,400	26,000	208,700
TRUE SR FRANKLIN R	31,600	68,500	26,000	74,100
TRUFANT TAMMY L	37,800	204,100	0	241,900
TUCCI CONNIE	0	20,700	20,000	700
TUOMIVIRTA MELISSA	26,800	53,000	20,000	59,800
TURBIDE LAWRENCE L	31,600	90,300	20,000	101,900

Assessments as of April 1st, 2017

<u>OWNER</u>	<u>LAND</u>	<u>BUILDINGS</u>	<u>EXEMPTION</u>	<u>TAXABLE VALUE</u>
TURCOTTE ELLEN	32,500	35,600	20,000	48,100
TURCOTTE HEATHER A	30,200	36,900	0	67,100
TURCOTTE, DENNIS LEE	28,400	163,600	20,000	172,000
TURCOTTE, HEATHER	33,000	38,500	0	71,500
TURGEON STEPHEN N	31,400	152,400	0	183,800
TURGEON TRINA	33,700	83,500	20,000	97,200
TURGEON, JOAN D	31,600	81,300	20,000	92,900
TURMENNE RACHEL	29,000	91,900	20,000	100,900
TURNER APARTMENTS, LLC	32,200	0	0	32,200
TURNER WILLIAM	32,200	0	0	32,200
TYLER DOUGLAS I	32,200	196,700	20,000	208,900
TYLER JOHN H	85,600	129,300	20,000	194,900
UHLE MICHAEL S.	32,200	170,900	0	203,100
UNCLE MOE'S REALTY LLC	35,900	203,800	0	239,700
UNKNOWN	2,900	0	2,900	0
UNKNOWN	26,300	0	26,300	0
UNKNOWN	32,000	0	32,000	0
UNKNOWN	34,200	0	34,200	0
UNKNOWN OWNER	109,600	0	109,600	0
UNTERKOEFLER MICHAEL	0	25,800	0	25,800
US BANK NAT'L ASSOC	3,400	0	0	3,400
UTER ANDRE	37,000	91,400	0	128,400
UTTARA CORPORATION	39,600	290,200	0	329,800
VACANT	0	0	0	0
VACHON DONALD	0	73,200	20,000	53,200
VACHON JOHN	48,800	0	0	48,800
VACHON JOHN	61,600	147,900	0	209,500
VACHON LEON	40,800	202,500	0	243,300
VACHON MARC J	52,600	0	0	52,600
VACHON MATTHEW J	34,900	143,600	20,000	158,500
VACHON MATTHEW J	58,500	0	0	58,500
VACHON RAYMOND G	36,000	0	0	36,000
VACHON RITA	28,500	105,600	20,000	114,100
VAILLANCOURT NORMAND	0	50,400	26,000	24,400
VALENCIA JOHN	35,900	290,800	20,000	306,700
VALENCIA JOHN	40,800	0	0	40,800
VALLIERE JUSTIN	32,000	125,400	20,000	137,400
VANIDESTINE JEFFREY	100,400	114,300	0	214,700
VANNAH II, RUSSELL E	44,700	123,800	0	168,500
VARLE MICHAEL J	28,500	109,000	20,000	117,500
VARNEY ALBERT	0	39,700	0	39,700
VAUTOUR GERALD A TRUSTEE OF	69,900	153,100	20,000	203,000
VEILLEUX GILLES, VEILLEUX ROGER R	43,100	0	0	43,100
VEILLEUX ODETTE	33,000	0	0	33,000
VEILLEUX RICHARD	28,200	0	0	28,200
VEILLEUX VICTOR A	32,200	125,200	20,000	137,400
VEILLEUX, BRADFORD A	19,700	151,800	0	171,500
VERRILL AL	0	27,500	0	27,500
VERSLUIS KATHERINE E.	32,700	51,100	20,000	63,800
VIGIL LINDA ANN	31,600	84,200	26,000	89,800
VIOLETTE JONATHAN W	31,900	182,800	20,000	194,700
VIVEIROS FAMILY TRUST	73,700	75,600	0	149,300
VOISINE RAY	28,500	145,800	26,000	148,300
WALKER BRUCE	33,000	50,200	20,000	63,200
WALKER DOROTHY	49,900	83,100	20,000	113,000
WALKER DUANE E SR	32,000	49,300	20,000	61,300
WALKER JASON	34,300	161,000	20,000	175,300
WALKER JOHN W	31,400	141,100	20,000	152,500
WALKER, RYAN M	32,500	93,900	0	126,400
WALLACE JANET	0	95,700	20,000	75,700
WALLACE WALTER	0	27,400	26,000	1,400
WARD JAMES L	64,200	32,700	20,000	76,900
WARD JEFF	41,900	160,500	0	202,400
WARD JILL	38,300	148,600	20,000	166,900
WARNER ROBERT	32,500	34,500	20,000	47,000
WARNER, ROBERT L	32,300	36,900	0	69,200
WASSON WAYNE	31,900	37,500	20,000	49,400
WATERMAN FARM MACHINERY	6,900	0	0	6,900
WATERMAN FARM MACHINERY	16,400	0	0	16,400
WATERMAN FARM MACHINERY	15,000	0	0	15,000
WATERMAN FARM MACHINERY	6,700	0	0	6,700
WATERMAN FARM MACHINERY	12,000	0	0	12,000
WATERMAN FARM MACHINERY	35,800	456,700	0	492,500
WATERMAN FARM MACHINERY CO INC	2,900	0	0	2,900

Assessments as of April 1st, 2017

<u>OWNER</u>	<u>LAND</u>	<u>BUILDINGS</u>	<u>EXEMPTION</u>	<u>TAXABLE VALUE</u>
WATERMAN FARM MACHINERY CO INC	19,700	0	0	19,700
WATERMAN FARM MACHINERY CO INC	500	0	0	500
WATERMAN FARM MACHINERY CO INC	16,100	0	0	16,100
WATERMAN FARM MACHINERY CO INC	28,700	0	0	28,700
WATERMAN FARM MACHINERY CO INC	1,800	0	0	1,800
WATERMAN FARMS INC	400	0	0	400
WATERMAN FARMS INC	8,000	0	0	8,000
WATERMAN FARMS INC	7,700	0	0	7,700
WATERMAN FARMS INC	17,900	60,200	0	78,100
WATERMAN FARMS INC	4,900	0	0	4,900
WATERMAN FARMS INC.	42,900	0	0	42,900
WATERMAN FARMS, INC.	100	0	0	100
WATERMAN JAMES	19,600	144,300	20,000	143,900
WATERMAN PETER B	29,200	173,500	20,000	182,700
WATERMAN ROSEANNA	31,700	66,900	20,000	78,600
WATERMAN WILLIAM	35,200	116,700	20,000	131,900
WATERMAN WILLIAM	33,700	0	0	33,700
WATERMAN, ROBERT D JR	26,800	85,000	20,000	91,800
WATERS, JENNIFER L	32,200	137,700	0	169,900
WATSON CHARLES D	43,000	152,100	20,000	175,100
WATSON ROBERT JR	33,700	76,000	20,000	89,700
WATSON THERESA	31,600	66,700	0	98,300
WATSON, LESA	32,500	40,400	0	72,900
WEBBER DERRILL & JAMIE	0	31,300	0	31,300
WEBBER DONALD G	45,600	229,100	20,000	254,700
WEBBER FLOYD T	40,100	0	0	40,100
WEBBER HUNTER	36,300	53,600	20,000	69,900
WEBBER LAWRENCE G	34,200	81,700	20,000	95,900
WEBSTER DONALD G	104,500	225,200	0	329,700
WEBSTER KATHLEEN	34,800	0	0	34,800
WEED PAMELA S	32,200	116,800	20,000	129,000
WEHR DANIEL J	32,200	138,700	0	170,900
WELCH AMANDA	35,800	0	0	35,800
WELCH, FRANK P. JR	31,700	161,700	20,000	173,400
WELLS FARGO BANK NA	22,300	73,500	0	95,800
WERTMAN JOAN	31,600	68,000	26,000	73,600
WERTMAN KAREN	32,300	134,400	20,000	146,700
WEST KEVIN	32,200	114,400	20,000	126,600
WHALEN JAMES F	29,800	190,100	0	219,900
WHALER LAURA	0	24,700	20,000	4,700
WHEELER LYLE	0	24,400	20,000	4,400
WHEELER RUTH W	32,500	91,500	26,000	98,000
WHEELER WALTER	56,600	0	0	56,600
WHEELER WALTER	22,100	0	0	22,100
WHIRLEY ANTHONY N	0	50,200	20,000	30,200
WHISENANT ROBERT	50,100	305,800	20,000	335,900
WHITE KEVIN S	31,100	139,800	20,000	150,900
WHITE MAUREEN	31,600	92,000	20,000	103,600
WHITE VANESSA	0	14,600	14,600	0
WHITE, JOSEPH	31,900	147,200	20,000	159,100
WHITE, KENNETH GORDON	0	90,300	20,000	70,300
WHITEHOUSE RAYMOND	0	34,100	26,000	8,100
WHITING MICHAEL ANTHONY	33,000	107,300	20,000	120,300
WHITING SHAWN R	32,500	115,800	0	148,300
WHITMORE STEPHEN	32,400	39,800	20,000	52,200
WHITNEY MICHAEL B	32,200	92,500	20,000	104,700
WHITNEY, TROY D	31,600	40,600	0	72,200
WHITTEN JASON	31,600	183,600	20,000	195,200
WHITTEN JASON	30,200	19,700	0	49,900
WHITTIER RONALD	32,600	40,700	20,000	53,300
WHITTIER STEFANIE	33,400	53,200	20,000	66,600
WIEJACZKA CATHERINE	36,600	0	0	36,600
WIGHT BRADFORD S	28,500	37,200	20,000	45,700
WIGHT CHARLES T	0	33,900	0	33,900
WIGHT, DWANE	0	45,600	20,000	25,600
WILBUR MICHAEL	31,600	50,500	20,000	62,100
WILBUR, BRUCE	30,700	22,600	20,000	33,300
WILDING, ANDREW M.	33,200	87,400	0	120,600
WILKINS DAVID	31,600	64,900	20,000	76,500
WILLETTE MICHAEL	33,700	152,000	20,000	165,700
WILLIAMS JAMES M	24,600	100,800	20,000	105,400
WILLIAMS ANDY J	32,800	124,400	20,000	137,200
WILLIAMS EARL F	30,200	95,200	26,000	99,400
WILLIAMS ERIC	32,300	102,900	20,000	115,200

Assessments as of April 1st, 2017

<u>OWNER</u>	<u>LAND</u>	<u>BUILDINGS</u>	<u>EXEMPTION</u>	<u>TAXABLE VALUE</u>
WILLIAMS HOLLY MARIE	31,600	39,300	0	70,900
WILLIAMS JAMES	32,000	35,900	0	67,900
WILLIAMS LORI L	4,100	1,000	0	5,100
WILLIAMS RAE	0	24,300	0	24,300
WILLIAMS ROGER	0	24,200	20,000	4,200
WILSON CARL E.	31,600	23,200	0	54,800
WILSON CHARLES	62,900	56,300	20,000	99,200
WILSON MELISSA J MARGARONES	40,900	195,100	0	236,000
WILSON TERRI L	32,700	75,700	0	108,400
WILSON ZACHARY P	24,600	106,800	0	131,400
WING, JOHN	31,600	58,200	20,000	69,800
WINNDREW LLC	29,600	93,200	0	122,800
WINSLOW THOMAS L	33,100	115,000	26,000	122,100
WINSLOW THOMAS L	29,100	0	0	29,100
WINSLOW THOMAS L JR	31,600	61,700	20,000	73,300
WINSLOW THOMAS L SR	31,700	66,700	0	98,400
WINSLOW THOMAS SR	10,400	0	0	10,400
WINSLOW THOMAS SR	5,200	0	0	5,200
WINSLOW THOMAS SR	42,500	153,100	20,000	175,600
WITHAM KAREN	32,500	102,300	26,000	108,800
WOOD BRUCE	32,400	145,400	20,000	157,800
WOOD BRUCE L	27,500	0	0	27,500
WOOD BRUCE L	30,700	19,000	20,000	29,700
WOOD CARL	32,300	83,000	20,000	95,300
WOOD DONNA	43,900	102,400	20,000	126,300
WOOD JUSTIN K	37,300	196,700	0	234,000
WOOD KEITH A	33,800	145,000	20,000	158,800
WOOD KEITH A	29,300	0	0	29,300
WOOD KEITH A	31,100	0	0	31,100
WOOD KEITH A	30,700	0	0	30,700
WOOD KEITH A	33,100	0	0	33,100
WOOD PENNY V	32,400	135,600	0	168,000
WOOD RAYMOND W	28,500	103,500	20,000	112,000
WOOD ROBERT B JR	162,700	33,900	0	196,600
WOOD ROBERT B JR	2,900	0	0	2,900
WOOD STEPHEN J	5,600	0	0	5,600
WOOD VIOLA	30,200	87,200	26,000	91,400
WOOD WALTER L & JOAN	31,100	106,100	26,000	111,200
WOODBURY KEVIN	26,800	52,400	20,000	59,200
WOODRUM JEFFRY	34,600	104,800	20,000	119,400
WOODRUM RODNEY L	73,700	225,100	26,000	272,800
WOODS LAUREL M	30,600	115,300	0	145,900
WORTH MALISSA & WILLIAM P IV	33,700	275,400	0	309,100
WORTH WILLIAM P	73,200	263,000	20,000	316,200
WRIGHT AARON J	28,500	124,500	0	153,000
WRIGHT ALBION	28,500	106,800	20,000	115,300
WRIGHT ALBION J	24,600	24,300	0	48,900
WRIGHT DIANA	67,100	24,400	0	91,500
WRIGHT DIANA L	73,700	51,600	0	125,300
WRIGHT JOHN	33,300	59,100	20,000	72,400
WRR HOMES LLC	31,900	600	0	32,500
YOUNG DARREN D	32,700	101,800	20,000	114,500
YOUNG DONNA L.	33,400	61,600	20,000	75,000
YOUNG GREGORY	32,900	109,300	20,000	122,200
YOUNG JILL	22,300	146,800	0	169,100
ZAYAC BAMBI R	28,500	39,500	20,000	48,000
ZAYAC LINDA	28,500	129,300	26,000	131,800
ZEGOUROS JOHN	0	28,200	20,000	8,200
ZELANDI DAVID A	133,800	64,800	0	198,600
ZIEHM, RUDOLPH A II	33,800	127,800	20,000	141,600

2015- Tax Year-Unpaid 1 act
Owners
 GEOFFROY JAIME L GEOFFROY MARC A

Amounts owed
 as of 4/1/18
1,339.80
 1,339.80

2016-Tax Year Unpaid 3 acts
Owners
 ALEXANDER PHYLLIS
 GEOFFROY JAIME L GEOFFROY MARC A
 ZEGOUROS JOHN

Amounts owed
 as of 4/1/18
 325.80
 1,275.16
269.52
 1,870.48

2017 Personal Property
 4 Unpaid acts
Owners
 BRADFORD VEILLEUX
 DUBE GLEN
 FAMILY STORE
 MIXERS-

Amounts owed
 as of 4/1/18
 93.87
 367.7
 231.98
104.18
 797.73

2017-Tax Year Unpaid 80 acts
Owners
 ABSTER LLC
 ALEXANDER PHYLLIS
 ALL-IN INVESTMENTS. C/O JEREMY THIBEAULT
 ANCTIL STEVEN R SR ANCTIL MARGRETTA J
 ASHTON KEVIN CHARLES
 BERGERON JEFFREY
 BRAULT, ROGER BRAULT, TIFFANY
 BURT WAYNE R BURT KAREN
 CARON DONALD D CARON SUSAN
 CHAREST DANIEL
 CHAREST DANIEL
 CHAREST DANIEL
 CHAREST DANIEL
 CHAREST DANIEL
 COTE DONALD M.
 COTE EMMANUEL
 CROWLEY ANNA M
 CROWLEY ANNA M
 CYR ERICA R
 CYR MAURICE R
 DAVIS JASON DAVIS TAMMY
 DAVIS TAMMY DAVIS JASON
 DREW DANA
 DUBE CONRAD J JR
 DUBE CONRAD JR DUBE JENNIFER
 DUCHESNEAU RICHARD DUCHESNEAU PATRICIA
 DUDLEY RAMIE L
 ELWELL ROBERT F JR ELWELL WENDY
 FARRELL MICHAEL
 FIELDS ROBERT FIELDS PHYLLIS
 FOISY KENNETH
 FOISY KENNETH JR
 FOUR STORY C/O TOMMY CARTER
 FOUR- STORY CORP C/O TOMMY CARTER
 FRECHETTE ALDEE FRECHETTE TRACY
 GADWAY RICHARD GADWAY LORRAINE
 GEOFFROY JAIME L GEOFFROY MARC A
 GILLESPIE BART T
 GOULET DAN
 HALL STEPHEN A
 HAYMAN NICHOLE

Amounts owed
 as of 4/1/18
 2,591.87
 566.63
 4,184.35
 1,377.61
 3,363.16
 57.73
 1,157.48
 1,792.29
 4,370.78
 2,803.45
 1,040.55
 868.96
 3,769.67
 337.85
 1,550.09
 791.34
 1,614.57
 2,480.70
 1,726.88
 1,268.65
 3,559.27
 1,420.50
 1,179.46
 2,987.30
 1,996.56
 2,744.52
 872.92
 761.44
 223.50
 347.64
 398.17
 766.56
 833.27
 1,126.54
 892.30
 626.85
 1,135.38
 46.88
 832.19
 3,010.92
 530.13

2017-Tax Year Unpaid 80 acts
Owners
 HILLIARD BRANDY
 HOLBROOK ANDREW HOLBROOK KAREN
 HOLMES JONATHAN HOLMES CHERYL
 JOHNSON BRIAN L JOHNSON ALICE
 JOHNSON SUSAN
 JOSSERAND CHERYL
 KENNEY DAVID D KENNEY KATHY
 KENNIE BETHANY
 LABERGE LEO RONALD JR
 LABERGE RONALD
 MCBEAN GALEN W MCBEAN MARY E
 MCBRIDE MICHAEL JR MCBRIDE KRISTEN
 MCEACHERN DAVID
 MCKENZIE JEFFREY MCKENZIE PATRICIA
 MERRILL ROBERT TURCOTTE RONDA
 MOODY JOAN C/O DWAIN WIGHT
 MORIN CHRISTEN MORIN LORRI
 NOBLE VIRGINIA
 PERKINS SCOTT
 PULK TIMOTHY
 RAY RITA M RAY JONNY L
 REED SUSAN A
 RIDLEY, TODD
 ROBERT SCOTT C/O JEREMY THIBEAULT
 ROCH LIONEL J JR
 RYAN LAURIE
 SAUNDERS BOBBIE JO
 SIMARD DENNIS
 SLEEPER MICHAEL SLEEPER SUZANNE
 SMALL KARYN P SMALL JAMES H
 SMALL KARYN P
 SPENCER HEIDI
 SULLIVAN DEBRA
 TABB ANGELA
 THIBODEAU DONNA
 TNER THOMAS CORKUM JUDY
 VACHON DONALD
 WHITING MICHAEL ANTHONY WHITING CHERY
 WIGHT, DWANE
 ZEGOUROS JOHN

Amounts owed
 as of 4/1/18
 2,049.67
 1,340.72
 2,289.54
 2,054.95
 1,715.53
 3,830.94
 3,038.25
 584.37
 2,239.65
 1,163.12
 706.67
 3,511.11
 1,075.29
 1,648.12
 2,398.48
 775.87
 464.32
 2,755.57
 1,145.60
 10,113.31
 1,459.32
 2,070.10
 1,516.99
 1,583.93
 1,428.67
 1,593.31
 419.56
 4,311.68
 2,132.25
 2,576.21
 774.95
 2,995.82
 1,186.46
 311.30
 1,316.39
 234.50
 1,253.00
 2,636.81
 689.20
640.17
 64,006.91

Assessments as of April 1st, 2017**Personal Property**

Name	Assessment BETE		Total
A D ELECTRIC INC	6,100	0	6,100
TIME WARNER CABLE NORTHEAST LL	821,700	0	821,700
THE SETTLEMENT INC	12,100	0	12,100
TIME WARNER CABLE INTERNET LLC	15,600	0	15,600
YEUNG CHUN LAM	14,300	0	14,300
CUMBERLAND FARMS INC	322,400	0	322,400
DION DANIEL G	58,100	0	58,100
DUBE CONRAD	600	0	600
GARDEN HEIGHTS ASSOC	8,500	0	8,500
DUBE GLEN	13,500	0	13,500
JILLSON EDWARD	13,000	0	13,000
MAILLET DENIS L	75,800	0	75,800
RIDLON STEVEN L	26,300	0	26,300
RUMLEW INC	20,600	0	20,600
SABATTUS REGIONAL CRDT UNION	88,800	0	88,800
BADE JOHN	8,400	0	8,400
WATERMAN FARM MACHINERY CO	14,400	0	14,400
BRADFORD VEILLEUX	8,000	0	8,000
DIRECT TV	43,100	0	43,100
MIXERS-	5,100	0	5,100
COCA COLA COMPANY THE	2,100	0	2,100
OAK HILL HOMES INC	700	0	700
SABATTUS HOUSE OF PIZZA	8,300	0	8,300
FAIRPOINT COMMUNICATIONS INC	10,000	0	10,000
DUMAIS AUTO REPAIR	7,100	0	7,100
SCIENTIFIC GAMES INC	7,100	0	7,100
DUNKIN DONUTS	20,900	0	20,900
AVILA CARLOS	15,200	0	15,200
DISH NETWORK, LLC	30,500	0	30,500

Name	Assessment	BETE	Total
NUCO2 SUPPLY LLC	1,300	0	1,300
FRONT PORCH BAKERY	1,000	0	1,000
AT&T MOBILITY	38,400	0	38,400
BROUSSEAU CARL	500	0	500
PROG LEASING LLC	4,600	0	4,600
GOWELL GEORGE	1,700	0	1,700
JILSON MICHAEL	6,100	0	6,100
MAILLET MONA	6,500	0	6,500
OVERHEAD DOOR	1,000	0	1,000
HUGHES NETWORK SYSTEMS LLC	1,900	0	1,900
RICHARD GAYLE	2,700	0	2,700
SUNCO PUMP & WELL DRILLING INC	11,300	0	11,300
JAMES BISSON	3,100	0	3,100
SABATTUS AUTO & TRUCK SALES IN	2,000	0	2,000
VERIZON WIRELESS	6,000	0	6,000
CARDTRONICS USA INC	5,800	0	5,800
COCA-COLA BOTTLING CO OF NORTH	5,800	0	5,800
MAINE RSA #1 INC	11,300	0	11,300
BANC OF AMERICA LEASING AND CA	10,500	0	10,500
E-LIT INDUSTRIES-Howard Annis	2,000	0	2,000
FAMILY STORE #31033	97,200	0	97,200
CONOPO INC	2,300	0	2,300
FIRST DATA MERCHANT SVCS CORP	1,900	0	1,900
INTERFACE SECURITY SYSTEMS	2,700	0	2,700
GRAYHAWK LEASING LLC	9,400	0	9,400
TIMEPAYMENT CORP	78,000	0	78,000
ADT LLC	0	1,400	1,400
CANON FINANCIAL SERVICES INC	0	2,200	2,200
CSC SERVICE WORKS	0	2,700	2,700
	1,993,300	6,300	1,999,600



Proven Expertise and Integrity

April 19, 2018

Board of Selectmen
Town of Sabattus
Sabattus, Maine

We were engaged by the Town of Sabattus, Maine and have audited the financial statements of the Town of Sabattus, Maine as of and for the year ended June 30, 2017. The following statements and schedules have been excerpted from the 2017 financial statements, a complete copy of which, including our opinion thereon, will be available for inspection at the Town Office.

Balance Sheet – Governmental Funds	Statement C
Statement of Revenues, Expenditures and Changes in Fund Balances – Governmental Funds	Statement E
Budgetary Comparison Schedule - Budgetary Basis – Budget and Actual - General Fund	Schedule 1
Schedule of Departmental Operations – General Fund	Schedule B
Combining Balance Sheet – Nonmajor Governmental Funds	Schedule C
Combining Schedule of Revenues, Expenditures and Changes in Fund Balances – Nonmajor Governmental Funds	Schedule D

RHR Smith & Company

Certified Public Accountants

3 Old Orchard Road, Buxton, Maine 04093
Tel: (800) 300-7708 (207) 929-4606 Fax: (207) 929-4609
www.rhrsmith.com

STATEMENT C

TOWN OF SABATTUS, MAINE

BALANCE SHEET – GOVERNMENTAL FUNDS
JUNE 30, 2017

	General Fund	Nonmajor Funds	Total Governmental Funds
ASSETS			
Cash and cash equivalents	\$ 2,697,437	\$ -	\$ 2,697,437
Investments	165,969	12,442	178,411
Accounts receivable (net of allowance for uncollectibles):			
Taxes	222,105	-	222,105
Liens	97,374	-	97,374
Inventory	12,898	-	12,898
Tax acquired property	25,960	-	25,960
Due from other funds	20,090	1,160,213	1,180,303
TOTAL ASSETS	\$ 3,241,833	\$ 1,172,655	\$ 4,414,488
LIABILITIES			
Accounts payable	\$ 53,773	\$ -	\$ 53,773
Planning board escrow	2,005	-	2,005
Due to other funds	1,160,213	20,090	1,180,303
TOTAL LIABILITIES	1,215,991	20,090	1,236,081
DEFERRED INFLOWS OF RESOURCES			
Prepaid taxes	13,660	-	13,660
Deferred revenue	241,900	-	241,900
TOTAL DEFERRED INFLOWS OF RESOURCES	255,560	-	255,560
FUND BALANCES (DEFICITS)			
Nonspendable	38,858	-	38,858
Restricted	-	12,442	12,442
Committed	-	321,862	321,862
Assigned	127,005	838,351	965,356
Unassigned	1,604,419	(20,090)	1,584,329
TOTAL FUND BALANCES (DEFICITS)	1,770,282	1,152,565	2,922,847
TOTAL LIABILITIES, DEFERRED INFLOWS OF RESOURCES AND FUND BALANCES (DEFICITS)	\$ 3,241,833	\$ 1,172,655	\$ 4,414,488

See accompanying independent auditor's report and notes to financial statements.

TOWN OF SABATTUS, MAINE

STATEMENT OF REVENUES, EXPENDITURES AND CHANGES IN FUND BALANCES
GOVERNMENTAL FUNDS
FOR THE YEAR ENDED JUNE 30, 2017

	General Fund	Nonmajor Funds	Total Governmental Funds
REVENUES			
Property taxes	\$ 5,521,990	\$ -	\$ 5,521,990
Excise taxes	884,492	-	884,492
Intergovernmental revenues:			
State revenue sharing	288,714	-	288,714
Homestead exemption	130,088	-	130,088
Grants/other	9,497	85,037	94,534
Charges for services	105,704	-	105,704
Investment income	7,106	24	7,130
Other revenue	78,653	27,534	106,187
TOTAL REVENUES	7,026,244	112,595	7,138,839
EXPENDITURES			
Current:			
General government	946,025	-	946,025
Public safety	748,317	-	748,317
Public works	486,583	-	486,583
Sanitation	190,492	-	190,492
Recreation	3,463	-	3,463
County tax	314,817	-	314,817
Education	3,600,191	-	3,600,191
Unclassified	-	32,586	32,586
Overlay	8,173	-	8,173
Debt service			
Principal	-	208,277	208,277
Interest	-	32,723	32,723
Capital outlay	-	60,895	60,895
TOTAL EXPENDITURES	6,298,061	334,481	6,632,542
EXCESS OF REVENUES OVER (UNDER) EXPENDITURES	728,183	(221,886)	506,297
OTHER FINANCING SOURCES (USES)			
Transfers in	37,910	502,920	540,830
Transfers (out)	(502,920)	(37,910)	(540,830)
TOTAL OTHER FINANCING SOURCES (USES)	(465,010)	465,010	-
NET CHANGE IN FUND BALANCES	263,173	243,124	506,297
FUND BALANCES - JULY 1	1,507,109	909,441	2,416,550
FUND BALANCES - JUNE 30	\$ 1,770,282	\$ 1,152,565	\$ 2,922,847

See accompanying independent auditor's report and notes to financial statements.

TOWN OF SABATTUS, MAINE

**BUDGETARY COMPARISON SCHEDULE – BUDGETARY BASIS
BUDGET AND ACTUAL – GENERAL FUND
FOR THE YEAR ENDED JUNE 30, 2017**

	<u>Budgeted Amounts</u>		<u>Actual Amounts</u>	<u>Variance Positive (Negative)</u>
	<u>Original</u>	<u>Final</u>		
Budgetary Fund Balance, July 1	\$ 1,507,109	\$ 1,507,109	\$ 1,507,109	\$ -
Resources (Inflows):				
Property taxes	5,535,285	5,535,285	5,521,990	(13,295)
Excise taxes	704,500	704,500	884,492	179,992
Intergovernmental:				
State revenue sharing	260,000	260,000	288,714	28,714
Homestead exemption	181,463	181,463	130,088	(51,375)
Other intergovernmental	62,276	62,276	9,497	(52,779)
Charges for services	89,431	89,431	105,704	16,273
Investment income	2,500	2,500	7,106	4,606
Other revenue	60,051	60,051	78,653	18,602
Transfers from other funds	-	-	37,910	37,910
Amounts Available for Appropriation	<u>8,402,615</u>	<u>8,402,615</u>	<u>8,571,263</u>	<u>168,648</u>
Charges to Appropriations (Outflows):				
General government	1,043,291	1,043,291	946,025	97,266
Public safety	790,665	790,665	748,317	42,348
Public works	508,400	508,400	486,583	21,817
Sanitation	198,739	198,739	190,492	8,247
Recreation	3,650	3,650	3,463	187
County tax	314,817	314,817	314,817	-
Education	3,600,191	3,600,191	3,600,191	-
Overlay	77,833	77,833	8,173	69,660
Transfers to other funds	502,920	502,920	502,920	-
Total Charges to Appropriations	<u>7,040,506</u>	<u>7,040,506</u>	<u>6,800,981</u>	<u>239,525</u>
Budgetary Fund Balance, June 30	<u>\$ 1,362,109</u>	<u>\$ 1,362,109</u>	1,770,282	<u>\$ 408,173</u>
Utilization of unassigned fund balance	<u>\$ 125,000</u>	<u>\$ 125,000</u>	-	<u>\$ (125,000)</u>
Differences - budget to GAAP:				
Add: RSU 4 debt payments			579,654	
Less: RSU 4 debt service			(579,654)	
GAAP Fund Balance, June 30			<u>\$ 1,770,282</u>	

See accompanying independent auditor's report and notes to financial statements.

SCHEDULE B

TOWN OF SABATTUS, MAINE

SCHEDULE OF DEPARTMENT OF OPERATIONS – GENERAL FUND
FOR THE YEAR ENDED JUNE 30, 2017

	Original Budget	Budget Adjustments	Final Budget	Actual Expenditures	Variance Positive (Negative)
GENERAL GOVERNMENT					
Administration	\$ 352,595	\$ -	\$ 352,595	\$ 344,356	\$ 8,239
Wage adjustment	25,000	-	25,000	23,603	1,397
Social Security & Medicare	83,348	-	83,348	81,408	1,940
Insurance	315,532	-	315,532	285,961	29,571
Boards & committees	22,000	-	22,000	17,504	4,496
Animal control officer	30,313	-	30,313	30,678	(365)
Code enforcement officer	23,250	-	23,250	22,563	687
International City Managers Assoc.	38,140	-	38,140	40,820	(2,680)
ME PERS	70,208	-	70,208	37,910	32,298
Androscoggin Valley Council of Gov.	4,800	-	4,800	4,742	58
MMA dues	4,400	-	4,400	4,513	(113)
Veterans Memorial Park	3,100	-	3,100	2,175	925
Androscoggin Chamber of Commerce	255	-	255	-	255
Professional services	70,350	-	70,350	49,792	20,558
Total	1,043,291	-	1,043,291	946,025	97,266
PUBLIC SAFETY					
Police department	485,112	-	485,112	460,717	24,395
Fire department	143,000	-	143,000	140,185	2,815
Fire hydrants	69,000	-	69,000	69,000	-
EMS	14,500	-	14,500	10,380	4,120
Emergency management	3,760	-	3,760	1,885	1,875
Dispatch & E911/PSAP	57,293	-	57,293	51,929	5,364
Street lights	18,000	-	18,000	14,221	3,779
Total	790,665	-	790,665	748,317	42,348
PUBLIC WORKS					
Public works	470,000	-	470,000	457,049	12,951
Stormwater management	38,400	-	38,400	29,534	8,866
Total	508,400	-	508,400	486,583	21,817
SANITATION					
S.R.S.W.T.S.	198,739	-	198,739	190,492	8,247
Total	198,739	-	198,739	190,492	8,247

SCHEDULE B (CONTINUED)

TOWN OF SABATTUS, MAINE

SCHEDULE OF DEPARTMENT OF OPERATIONS – GENERAL FUND
FOR THE YEAR ENDED JUNE 30, 2017

RECREATION

Sabattus Lake Dam Commission	2,000	-	2,000	2,000	-
Sabattus Mountaineers Snowmobile	1,650	-	1,650	1,463	187
Total	3,650	-	3,650	3,463	187

Original Budget	Budget Adjustments	Final Budget	Actual Expenditures	Variance Positive (Negative)
--------------------	-----------------------	-----------------	------------------------	------------------------------------

TRANSFERS TO OTHER FUNDS

Capital projects funds:

Municipal building facilities	125,395	-	125,395	125,395	-
Road reconstruction paving	190,175	-	190,175	190,175	-
Police dept equipment	15,000	-	15,000	15,000	-
Transfer station equipment	35,575	-	35,575	35,575	-
Fire dept equipment	62,900	-	62,900	62,900	-
Public works equipment	73,875	-	73,875	73,875	-
Total	502,920	-	502,920	502,920	-

OTHER GOVERNMENTAL
APPROPRIATIONS

School appropriations	3,600,191	-	3,600,191	3,600,191	-
Sabattus county tax	314,817	-	314,817	314,817	-
Total	3,915,008	-	3,915,008	3,915,008	-

OVERLAY/ABATEMENTS

77,833	-	77,833	8,173	69,660
--------	---	--------	-------	--------

TOTAL EXPENDITURES

\$ 7,040,506	\$ -	\$ 7,040,506	\$ 6,800,981	\$ 239,525
--------------	------	--------------	--------------	------------

See accompanying independent auditor's report and notes to financial statements.

SCHEDULE C

TOWN OF SABATTUS, MAINE

COMBINING BALANCE SHEET – NONMAJOR GOVERNMENTAL FUNDS
JUNE 30, 2017

	Special Revenue Funds	Capital Projects Funds	Permanent Funds	Total Nonmajor Governmental Funds
ASSETS				
Cash and cash equivalents	\$ -	\$ -	\$ -	\$ -
Investments	-	-	12,442	12,442
Due from other funds	321,862	838,351	-	1,160,213
TOTAL ASSETS	<u>\$ 321,862</u>	<u>\$ 838,351</u>	<u>\$ 12,442</u>	<u>\$ 1,172,655</u>
LIABILITIES				
Due to other funds	\$ 14,797	\$ 5,293	\$ -	\$ 20,090
TOTAL LIABILITIES	<u>14,797</u>	<u>5,293</u>	<u>-</u>	<u>20,090</u>
FUND BALANCES				
Nonspendable	-	-	-	-
Restricted	-	-	12,442	12,442
Committed	321,862	-	-	321,862
Assigned	-	838,351	-	838,351
Unassigned	(14,797)	(5,293)	-	(20,090)
TOTAL FUND BALANCES	<u>307,065</u>	<u>833,058</u>	<u>12,442</u>	<u>1,152,565</u>
TOTAL LIABILITIES AND FUND BALANCES	<u>\$ 321,862</u>	<u>\$ 838,351</u>	<u>\$ 12,442</u>	<u>\$ 1,172,655</u>

See accompanying independent auditor's report and notes to financial statements.

SCHEDULE D

TOWN OF SABATTUS, MAINE

COMBINING SCHEDULE OF REVENUES, EXPENDITURES AND CHANGES IN FUND
BALANCES – NONMAJOR GOVERNMENTAL FUNDS
FOR THE YEAR ENDED JUNE 30, 2017

	Special Revenue Funds	Capital Projects Funds	Permanent Funds	Total Nonmajor Governmental Funds
REVENUES				
Intergovernmental	\$ 41,501	\$ 43,536	\$ -	\$ 85,037
Interest income	-	-	24	24
Other income	23,757	3,777	-	27,534
TOTAL REVENUES	<u>65,258</u>	<u>47,313</u>	<u>24</u>	<u>112,595</u>
EXPENDITURES				
Capital outlay	-	60,895	-	60,895
Debt service:				
Principal	-	208,277	-	208,277
Interest	-	32,723	-	32,723
Other	27,835	4,751	-	32,586
TOTAL EXPENDITURES	<u>27,835</u>	<u>306,646</u>	<u>-</u>	<u>334,481</u>
EXCESS OF REVENUES OVER (UNDER) EXPENDITURES	<u>37,423</u>	<u>(259,333)</u>	<u>24</u>	<u>(221,886)</u>
OTHER FINANCING SOURCES (USES)				
Transfers in	-	502,920	-	502,920
Transfers (out)	(37,910)	-	-	(37,910)
TOTAL OTHER FINANCING SOURCES (USES)	<u>(37,910)</u>	<u>502,920</u>	<u>-</u>	<u>465,010</u>
NET CHANGE IN FUND BALANCES	<u>(487)</u>	<u>243,587</u>	<u>24</u>	<u>243,124</u>
FUND BALANCES, JULY 1	<u>307,552</u>	<u>589,471</u>	<u>12,418</u>	<u>909,441</u>
FUND BALANCES, JUNE 30	<u>\$ 307,065</u>	<u>\$ 833,058</u>	<u>\$ 12,442</u>	<u>\$ 1,152,565</u>

See accompanying independent auditor's report and notes to financial statements.



**WARRANT FOR ANNUAL TOWN MEETING
TOWN OF SABATTUS
MAY 17, 2018**

State of Maine
County of Androscoggin, ss.

To Police Chief Gary Ballargeon, a Constable of the Town of Sabattus, County of Androscoggin, State of Maine,

GREETING:

In the name of the State of Maine you are hereby required to notify and warn the voters of the Town of Sabattus, in said county; qualified by law to vote in Town affairs to meet at the Sabattus Town Office Building in the Community Room at 190 Middle Road in said Town, on Thursday, May 17, 2018, at 6:00 o'clock in the evening, then and there to act on the following articles:

ARTICLE 1. To choose a moderator by written ballot to preside at said meeting.

ARTICLE 2. To see if the Town, in accordance with 36 M.R.S.A. Section 505(1), will vote that the tax lists specified in 36 M.R.S.A. Section 709 be committed for collection on or before September 04, 2018

Board of Selectmen

Ought to Pass

ARTICLE 3. To see if the Town, in accordance with 36 M.R.S.A. Section 505(2) will vote to establish September 04, 2018 or 30 days after the tax bills are postmarked and mailed, whichever is later, as the due date for the first payment of the fiscal year 2018-2019 taxes and March 01, 2019 as the due date for the second payment.

Board of Selectmen

Ought to Pass

ARTICLE 4. To see if the Town, in accordance with 36 M.R.S.A. Section 505(4), will vote that property taxes shall be delinquent if not paid by the dates established in Article 3 and that interest, at the rate of 7.0% per annum, shall be charged on all delinquent property taxes.

Board of Selectmen

Ought to Pass

ARTICLE 5. To see if the Town, in accordance with 36 M.R.S.A. Section 506-A, will vote that a taxpayer who pays an amount in excess of that finally assessed shall be repaid the amount of the overpayment plus interest from the date of the overpayment at the annual rate of 7.0%.

Board of Selectmen Ought to Pass

ARTICLE 6. To see if the Town will vote to authorize the tax collector to accept prepayment of taxes, the amount collected not to exceed the previous year's taxes. Interest on any prepayment will be zero (0) percent.

Board of Selectmen Ought to Pass

ARTICLE 7. Shall the Town authorize the Selectmen to receive and appropriate non-property tax revenues to reduce the property tax commitment for the 2018-2019 fiscal year?

Anticipated non-property tax revenues for the fiscal year beginning July 01, 2018 include the following approximations of State and Town Revenues:

I. Excise Tax	\$ 750,000
II. Municipal Revenue Sharing	\$ 300,000
III. Homestead Exemption Reimbursement	\$ 288,421
IV. <u>All Other Non-Property Tax Revenues</u>	<u>\$ 388,761</u>
Total ESTIMATED Non-Property Tax Revenues	\$1,727,182

Board of Selectmen Ought to Pass

ARTICLE 8. Shall the Town authorize the Selectmen to appropriate an amount not to exceed \$ 125,000 from Undesignated Fund Balance ("Surplus") to reduce the Property Tax Commitment for the 2018-2019 fiscal year?

FY 17/18	FY 18/19 (Current)
\$125,000	\$125,000
Board of Selectmen	Ought to Pass @ \$125,000

PROPOSED FY19 OPERATIONAL BUDGET

ARTICLE 9. To see if the Town will vote to raise and appropriate the sum of \$ 358,556 to fund ADMINISTRATION and CODE ENFORCEMENT OFFICER (CEO)/Building Inspector (BI)/Licensed Plumbing Inspector (LPI) & Health Officer.

FY 16/17	FY 17/18 (Current)	
\$375,845	\$386,327	
\$ 335,306	Administration	
\$ 23,250	CEO	
\$ 358,556	Total	
Board of Selectmen	Ought to Pass@	\$ 358,556
Budget Committee	Ought to Pass @	\$ 358,556

ARTICLE 10. To see if the Town will vote to raise and appropriate the sum of \$ 508,748 to fund the POLICE DEPARTMENT.

FY 16/17	FY 17/18 (Current)	
\$485,112	\$485,290	
Board of Selectmen	Ought to Pass @	\$ 508,748
Budget Committee	Ought to Pass @	\$ 508,748

ARTICLE 11. To see if the Town will vote to raise and appropriate the sum of \$ 30,878 to fund ANIMAL CONTROL.

FY 16/17	FY 17/18 (Current)	
\$30,313	\$30,548	
Board of Selectmen	Ought to Pass @	\$ 30,878
Budget Committee	Ought to Pass @	\$ 30,878

ARTICLE 12. To see if the Town will vote to raise and appropriate the sum of \$ 142,209 to fund the FIRE DEPARTMENT.

FY 16/17	FY 17/18 (Current)	
\$143,000	\$ 143,226	
Board of Selectmen	Ought to Pass @	\$ 142,209
Budget Committee	Ought to Pass @	\$ 138,209

ARTICLE 13. To see if the Town will vote to raise and appropriate the sum of \$ 14,500 to fund the EMERGENCY FIRST RESPONDER PROGRAM (EMS).

FY 16/17	FY 17/18 (Current)	
\$14,500	\$14,500	
Board of Selectmen	Ought to Pass @	\$ 14,500
Budget Committee	Ought to Pass @	\$ 14,500

ARTICLE 14. To see if the Town will vote to raise and appropriate the sum of \$ 2,800 to fund EMERGENCY MANAGEMENT.

FY 16/17	FY 17/18 (Current)	
\$3,760	\$3,760	
Board of Selectmen	Ought to Pass @	\$ 2,800
Budget Committee	Ought to Pass @	\$ 2,800

ARTICLE 15. To see if the Town will vote to raise and appropriate the sum of \$ 549,033 to fund the PUBLIC WORKS DEPARTMENT.

FY 16/17	FY 17/18 (Current)	
\$470,000	\$484,089	
Board of Selectmen	Ought to Pass @	\$ 549,033
Budget Committee	Ought to Pass @	\$ 491,559

ARTICLE 16. To see if the Town will vote to raise and appropriate the sum of \$ 205,678 to fund the TRANSFER STATION.

FY 16/17	FY 17/18 (Current)	
\$198,739	\$ 206.633	
Board of Selectmen	Ought to Pass @	\$ 205,678
Budget Committee	Ought to Pass @	\$ 205,678

ARTICLE 17. To see if the Town will vote to raise and appropriate the sum of \$ 30,000 to fund the WAGE & BENEFIT ADJUSTMENT.

FY 16/17	FY 17/18 (Current)	
\$ 25,000	\$ 10,000	
Board of Selectmen	Ought to Pass @	\$ 30,000
Budget Committee	Ought to Pass @	\$ 30,000

ARTICLE 18. To see if the Town will vote to raise \$482,027 and appropriate the sum of \$ 548,813 to fund INSURANCES, PAYROLL TAX & RETIREMENT.

FY 16/17	FY 17/18 (Current)	
\$ 482,020	\$ 462,416	
<u>SELECTMEN</u>	<u>BUDGET COMMITTEE</u>	
\$ 348,032 Insurances	\$ 348,032 Insurances	
\$ 91,700 Payroll Taxes	\$ 91,700 Payroll Taxes	
\$ 42,295 ICMA Retirement	\$ 42,295 ICMA Retirement	
\$ 482,027 Total	\$ 482,027 Total	
Board of Selectmen	Ought to Pass @	\$ 482,027
Budget Committee	Ought to Pass @	\$ 482,027

ARTICLE 19. To see if the Town will vote to raise and appropriate the sum of \$ 20,500 to fund BOARDS & COMMITTEES.

FY 16/17	FY 17/18 (Current)	
\$21,000	\$22,000	
<u>SELECTMEN</u>	<u>BUDGET COMMITTEE</u>	
\$ 15,000 Selectmen	\$ 15,000 Selectmen	
\$ 5,500 Planning Board	\$ 5,500 Planning Board	
\$ 20,500 Total	\$ 20,500 Total	
Board of Selectmen	Ought to Pass @	\$ 20,500
Budget Committee	Ought to Pass @	\$ 20,500

ARTICLE 20. To see if the Town will vote to raise and appropriate the sum of \$ 65,000 to fund PROFESSIONAL SERVICES.

FY 16/17	FY 17/18 (Current)
\$70,350	\$63,660
<u>SELECTMEN</u>	<u>BUDGET COMMITTEE</u>
\$15,000 Legal	\$15,000 Legal
\$ 7,500 Engineering	\$ 7,500 Engineering
\$ 500 Planning	\$ 500 Planning
\$ 15,000 Audit	\$ 15,000 Audit
\$ 27,000 Annual Assessment	\$ 27,000 Annual Assessment
\$ 65,000 Total	\$ 65,000 Total
Board of Selectmen	Ought to Pass @ \$ 65,000
Budget Committee	Ought to Pass @ \$ 65,000

ARTICLE 21. To see if the Town will vote to raise and appropriate the sum of \$ 29,000 to fund STORMWATER MANAGEMENT.

FY 16/17	FY 17/18 (Current)
\$38,400	\$ 30,000
Board of Selectmen	Ought to Pass@ \$ 29,000
Budget Committee	Ought to Pass @ \$ 29,000

ARTICLE 22. To see if the Town will vote to raise and appropriate the sum of \$ 65,830 to fund DISPATCH & E911/PSAP.

FY 16/17	FY 17/18 (Current)
\$ 57,293	\$ 54,618
Board of Selectmen	Ought to Pass @ \$ 65,830
Budget Committee	Ought to Pass @ \$ 65,830

ARTICLE 23. To see if the Town will vote to raise and appropriate the sum of \$ 28,008 to fund ORGANIZATIONS.

**FY 16/17
\$ 16,205**

**FY 17/18 (Current)
\$ 21,446**

**\$ 4,600
\$ 5,100
\$ 2,000
\$ 1,500
\$ 3,100
\$11,708
\$28,008**

**Maine Municipal Association
Androscoggin Valley Council of Governments
Sabattus Lake Dam Commission
Sabattus Mountaineers**
Sabattus Veterans
Non-Profit Organizations
Total**

Non-Profit Organizations	Request
Androscoggin Home Care	\$ 1,000
Children's Center	\$2,589
Health Equity Alliance	\$ 500
Life flight	\$ 1,219
Maine Public Television	\$ 100
Promise Early Education (Head Start)	\$ 100
Rural Community Action Ministry	\$ 2,700
Safe Voices	\$ 2,000
Senior Plus	\$ 500
Tri County Mental Health	\$ 1,000
Total	\$ 11,708

**Board of Selectmen
Budget Committee**

**Ought to Pass @ \$ 28,008
Ought to Pass @ \$ 22,500**

**** \$ for the Sabattus Mountaineers would be appropriated from the fiscal year 2018-2019 snowmobile registration fee refund from the Maine Department of Inland Fisheries and Wildlife and not raised from property taxes. Said funds to be used to support recreational programs such as maintaining snowmobile trails, and for related conservation activities on land within the Town of Sabattus, that is available for use by the public.**

ARTICLE 24. To see if the Town will vote to raise and appropriate the sum of \$ 152,021 to fund PUBLIC UTILITIES.

FY 16/17	FY 17/18 (Current)
\$ 87,000	\$ 84,000
\$ 65,058	Operational Utilities
\$ 15,000	Street Lighting
\$ 71,963	Sanitary District/Water Division (per PUC regulations)
\$ 152,021	Total

Board of Selectmen	Ought to Pass @	\$ 152,021
Budget Committee	Ought to Pass @	\$ 152,021

ARTICLE 25. To see if the Town will to raise and appropriate the sum of \$ 2,000 to fund GENERAL ASSISTANCE.

FY 16/17	FY 17/18 (Current)
\$0	\$0
Board of Selectmen	Ought to Pass @ \$ 2,000
Budget Committee	Ought to Pass @ \$ 2,000

ARTICLE 26. To see if the Town will vote to authorize the Board of Selectmen to designate a representative to apply for and manage a grant from the Dept. of Conservation to help maintain snowmobile trails within Sabattus and authorize expenditure of funds to be reimbursed 30% by the snowmobile club and 70% by State Grant.

Board of Selectmen	Ought to Pass
Budget Committee	Ought to Pass

ARTICLE 27. To see if the Town will vote to appropriate OVERLAY of an amount not to exceed the state limitation in the calculation as set by the annual Municipal Valuation Return to cover abatements during the fiscal year.

Board of Selectmen	Ought to Pass
---------------------------	----------------------

PROPOSED FY19 CAPITAL IMPROVEMENT/EQUIPMENT BUDGET

ARTICLE 28. To see if the Town will vote to raise and appropriate the sum of \$10,000 for completion of the Gazebo project at 190 Middle Road

Board of Selectmen	Ought to Pass @	\$ 10,000
Budget Committee	Ought not to Pass @	\$ 0

ARTICLE 29. To see if the Town will vote to raise the sum of \$15,000 for deposit into the "Police Department's Capital Equipment" account for future purchase of a police cruiser..

Board of Selectmen	Ought to Pass @	\$ 15,000
Budget Committee	Ought to Pass @	\$ 15,000

ARTICLE 30. To see if the Town will vote to appropriate the sum of \$17,750 from the Town's "Undesignated Fund Balance" to purchase analytic radar/message board for the Police Department

Board of Selectmen	Ought to Pass @	\$ 17,750
Budget Committee	Ought to Pass @	\$ 17,750

ARTICLE 31. To see if the Town will vote to raise the sum of \$ 48,450 for deposit into the "Dispatch & E911/PSAP Capital Equipment" account for future construction of a public safety communication tower.

Board of selectmen	Ought to Pass @	\$ 48,450
Budget Committee	Ought to Pass @	\$ 48,450

ARTICLE 32. To see if the Town will vote to raise and appropriate the sum of \$ 16,608 to pay the fifth and final debt service payment for the Public Works Backhoe/Loader Lease Purchase Finance Agreement.

FY 16/17	FY 17/18 (Current)
\$16,608	\$16,608
Board of Selectmen	Ought to Pass @
Budget Committee	Ought to Pass @
	\$ 16,608
	\$ 16,608

ARTICLE 33. To see if the Town will vote to appropriate the sum of \$32,740 from the Town's "Undesignated Fund Balance" for the fourth of five annual debt service payments, for the Public Works Dump Truck/ Plow Lease-Purchase Finance Agreement.

FY 16/17	FY 17/18 (Current)	
\$ 32,740	\$ 32,740	
Board of Selectmen	Ought to Pass @	\$ 32,740
Budget Committee	Ought to Pass @	\$ 32,740

ARTICLE 34. To see if the Town will vote to raise and appropriate the sum of \$ 4,527 for the fourth of five annual debt service payment, for the small tractor/sidewalk machine for the Public Works Department.

FY 16/17	FY 17/18 (Current)	
\$ 4,527	\$ 4,527	
Board of Selectmen	Ought to Pass @	\$ 4,527
Budget Committee	Ought to Pass @	\$ 4,527

ARTICLE 35. To see if the Town will vote to appropriate the sum of \$ 21,000 from the Town's "Undesignated Fund Balance" for purchase and installation of a generator at Public Works.

Board of selectmen	Ought to Pass @	\$ 21,000
Budget Committee	Ought to Pass @	\$ 21,000

ARTICLE 36. To see if the Town will vote to appropriate the sum of \$50,000 from the "Public Work's Capital Building" account for paving of front lot of the Public Works Facility.

Board of Selectmen	Ought to Pass @	\$ 50,000
Budget Committee	Ought to Pass @	\$ 50,000

ARTICLE 37. To see if the Town will vote to raise the sum of \$ 25,000 for the deposit into the "Fire Department Capital Equipment" account for the future replacement of Fire Department vehicles.

FY 16/17	FY 17/18 (Current)	
\$ 50,000	\$ 25,000	
Board of Selectmen	Ought to Pass @	\$ 25,000
Budget Committee	Ought to Pass @	\$ 25,000

ARTICLE 38. To see if the Town will vote to appropriate the sum of \$ 10,600 from the Town's "Undesignated Fund Balance" for replacing 4" hoses on fire trucks.

Board of Selectmen	Ought to Pass @	\$ 10,600
Budget Committee	Ought to Pass @	\$ 10,600

ARTICLE 39. To see if the Town will vote to appropriate the sum \$21,000 from the Town's "Undesignated Fund Balance" for purchasing two (2) 40-yard and one (1) 20-yard roll-off containers for the Transfer Station.

Board of Selectmen	Ought to Pass @	\$ 21,000
Budget Committee	Ought to Pass @	\$ 21,000

ARTICLE 40. To see if the Town will vote to raise and appropriate the sum of \$ 77,100 for the first of five bond payments to repair Williams Road. The total cost of repairing Williams Road shall not exceed \$360,000.

Board of Selectmen	Ought to Pass @	\$ 77,100
Budget Committee	Ought to Pass @	\$ 77,100

ROAD ACCEPTANCE

ARTICLE 41. To see if the Town will vote to accept Fall Road as a Town Road.

ARTICLE 42. To see if the Town will vote to accept Autumn Ridge Road as a Town Road.

ORDINANCES


ARTICLE 43. To see if the Town will vote to adopt the Sabattus Home Occupation Ordinance (in the form on file with the Town Clerk)

ARTICLE 44. To see if the Town will vote to adopt the Sabattus Zoning Ordinance (in the form on file with the Town Clerk)


**Given under our hands in the Town of Sabattus this 17th day of April,
2018.**



Mark Duquette, Chair



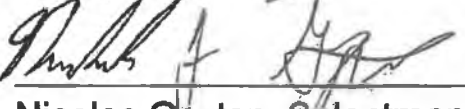
Jean Paul Curran, Vice-Chair



Guy Desjardins, Selectman



Richard Lacombe, Selectman



Nicolas Gayton, Selectman

PRESERVE THIS ANNUAL REPORT

A sufficient number of these reports have been printed to furnish every interested citizen with a copy. An effort has been made to get them into the hands of the voters prior to the annual Town Meeting. Please remember to preserve your copy and bring it to the annual Town Meeting.

