

2015

# Town of Bucksport 2015 Annual Report

Bucksport, Me.

Follow this and additional works at: <https://digitalcommons.library.umaine.edu/towndocs>

---

## Repository Citation

Bucksport, Me., "Town of Bucksport 2015 Annual Report" (2015). *Maine Town Documents*. 6514.  
<https://digitalcommons.library.umaine.edu/towndocs/6514>

This Report is brought to you for free and open access by DigitalCommons@UMaine. It has been accepted for inclusion in Maine Town Documents by an authorized administrator of DigitalCommons@UMaine. For more information, please contact [um.library.technical.services@maine.edu](mailto:um.library.technical.services@maine.edu).



# Bucksport, Maine Annual Town Report

July 1, 2014 through June 30, 2015


**Cover photo courtesy Susan Lessard**

# **TWO HUNDRED AND TWENTY SECOND ANNUAL TOWN REPORT**

**TOWN OF BUCKSPORT, MAINE**

**JULY 1, 2014 TO JUNE 30, 2015**

**FORTY-THREE YEARS OF COUNCIL-MANAGER FORM OF  
GOVERNMENT**



***“RICH IN HERITAGE, LOOKING TO THE FUTURE”***

## INDEX

REPORT	PAGES
ELECTED & APPOINTED OFFICIALS	1-2
ORGANIZATIONAL CHART	3
TOWN MANAGER'S REPORT	4-5
TAX ASSESSOR REPORT	6-7
TOWN CLERK REPORT	8
CODE ENFORCEMENT OFFICER REPORT	9-12
PLANNING BOARD REPORT	13-14
DIRECTOR OF EMERGENCY SERVICES REPORT	15-18
CHIEF OF POLICE REPORT	19-22
PUBLIC SAFETY COMMUNICATIONS REPORT	23-24
ANIMAL SHELTER	25
PUBLIC WORKS DIRECTOR REPORT	26-27
WASTEWATER TREATMENT PLANT OPERATOR REPORT	28
SOLID WASTE FACILITY REPORT	29
SUPERINTENDENT OF SCHOOLS REPORT	30
PARKS & RECREATION DIRECTOR REPORT	31
BUCKSPORT BAY HEALTHY COMMUNITIES COALITION REPORT	32
OUTSTANDING 2014-2015 TAX LIENS	33-36
OUTSTANDING 2013-2014 TAX LIENS	37-38
OUTSTANDING PERSONAL PROPERTY TAXES	39
TAX ACQUIRED PROPERTY	40-42
APENDIX A: MUNICIPAL AUDIT 2014-2015	43-138

## Elected and Appointed Town Officials

### TERMS EXPIRE

#### **Town Council**

Joseph York	January 2017
Peter Stewart	January 2017
Glenn Findlay	January 2016
Paul Gauvin	January 2016
David Kee	January 2016
David Keene	January 2017
Byron Vinton, III	January 2017

#### **RSU #25 School Board**

Peter Clair	January 2017
Thomas Foster	January 2018
Melinda Stegner	January 2018
Scott Frazier	January 2016

#### **Planning Board**

David Grant	March 31, 2016
Edward Belcher	March 31, 2016
Rosemary Bamford	March 31, 2020
George Hanson	March 31, 2020
Brian MacDonald	March 31, 2019
Daniel See	March 31, 2018
Steve Feite	March 31, 2017

#### **Board of Assessment Review**

Daniel See	March 31, 2015
Candice Spalding	March 31, 2015
Oliva Jacques	March 31, 2016
Cathy Hamburger	March 31, 2014

#### **Zoning Board of Appeals**

W. Kim Delbridge	March 31, 2016
Louis Levasseur	March 31, 2017
Richard Tennant, Jr.	March 31, 2018
Jeremy Daigle	March 31, 2019
Emery Deabay	March 31, 2020

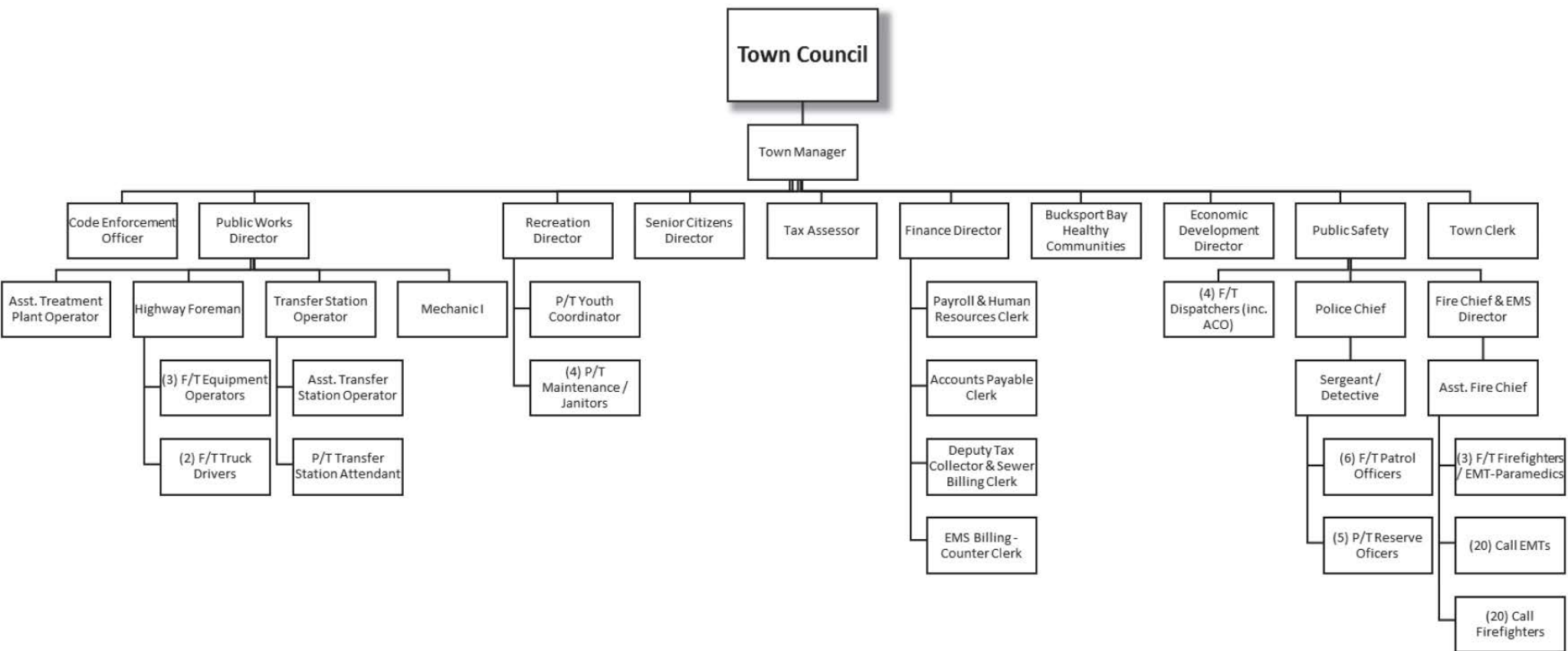
#### **Conservation Commission**

Julia Edelblute	March 31, 2017
Candice Spalding	March 31, 2017
Kathy Downes	March 31, 2016
Mary (Betty) Barker	March 31, 2016
Linda Plourde	March 31, 2018
Sadie Alley Ferreira	March 31, 2018

John Christopher	March 31, 2018
<b>Parks and Recreation Committee</b>	
Richard Sprague	March 31, 2017
Nickey Wight	March 31, 2017
Patricia Gray	March 31, 2017
David Winchester	March 31, 2017
Frederick (Rick) McHale	March 31, 2016
Andrew Tyne	March 31, 2016
Sean Geagan	March 31, 2016
<b>Town Manager, Tax Collector, Treasurer, and Welfare Director</b>	
Derik Goodine	June 16, 2017
<b>Town Clerk</b>	
Kathy Downes	Indefinite
<b>Registrar of Voters</b>	
Kathy Downes	January 1, 2016
<b>Police Chief</b>	
Sean Geagan	Indefinite
<b>Fire Chief, Director of Emergency Services and Fire Warden</b>	
Craig Bowden	Indefinite
<b>Recreation Director</b>	
Tim Emery	Indefinite
<b>Code Enforcement Officer and Plumbing Inspector</b>	
Jeffrey Hammond	June 31, 2021
<b>Tax Assessor</b>	
James Fitzgerald	March 31, 2016
<b>Economic Development Director</b>	
David Milan	Indefinite
<b>Public Works Director</b>	
Duane Nadeau	Indefinite
<b>Harbor Master</b>	
David Grant	March 31, 2016
<b>Sealer of Weights and Measurements</b>	
Robert Wiggin	March 31, 2016
<b>Health Officer</b>	

Valerie Sulya

March 31, 2017



## **Town Manager Report 2014-2015**

I want to thank the people of Bucksport for being so inviting to me and my family. This turned out to be one of the craziest years of my career, and one of the most significant years historically for the Town of Bucksport. I was hired in Bucksport to begin a process to encourage more tourism and business for this great town and building off the assets that we already have with the idea that the mill might close one day in the future. Well that day came three months into the job, and I am deeply saddened for families impacted by the announcement.

While the announcement of the mill closure is surely shocking, and watching it come down is going to be a dreary reminder of the pain this closure and destruction of the mill has caused in our lives, I continue to be hopeful for the future of the Town of Bucksport. That mill property is some of the most valuable industrial property in the State from a development perspective. It lies at the mouth of the ocean on a navigable river that is closer than most ports on the eastern seaboard to Europe, and also has rail service running right alongside it and through it. The prospects for new business ventures is endless, so as we shed a tear as it comes down; for me, it can't come down fast enough. The Town must be prepared to step up and market the property along with the owner once it is cleared and ready for redevelopment!

Following the announcement of the mill closure, I met with the Superintendent of Schools, Jim Boothby, about the impact that the loss of value would have on tax revenues, and how we should best approach this issue. The school superintendent, economic development director, Dave Milan, and I worked hard to get laws changed in order for the loss of valuation due to the mill closure to be recognized ASAP, so that impact to our taxpayers would be as small as possible. If we had not gotten these laws changed, then it would be 4 years before we would get full benefit of relief through increased State Aid for Education and through other state programs like Revenue Sharing. We lobbied for the Sudden and Severe Laws to be clarified, so that the State would recognize the loss of valuation in the next fiscal year; were successful in our task, but the law changes were vetoed by the Governor, so we went back to work to get the veto overturned. The State House of Representatives voted to override the veto with 114 to 25, and the State Senate voted 32-2 to override the veto. This meant that the whole loss of valuation would be recognized in one year instead of taking 4 years to be fully recognized.

Interestingly enough, this whole law change was also holding me up from being able to produce a final budget for Council approval because any budget decisions needed to be based on when State Aid Relief would come in, and whether it would be one year or over 4 years was vital to decision making. Another budget issue was that the mill used 45% of the public water in town, and we were still trying to determine how much water the energy plants would continue to use because sewer billing is based on water use. Since the mills did not shut down until December, we needed to get as much data on water use possible in order to figure out the impact this would have for the Town Sewer Budget. These figures finally came in at the end of June which allowed me to better estimate an accurate estimate of loss of revenue, future revenue, and ultimately the effects on the Town Sewer Budget, so that the Sewer Budget could be approved and rates set for the upcoming year. By using as much time as possible, and using the most accurate data possible, the Town was able to reduce the impact of the mill closure as much as possible. What further actions will be taken in the future is yet to be determined, but the budgets that were finalized were set with idea that the impacts on the taxpayers and rate payers would be sustainable for several years into the future, and hopefully, future development at the mill property site will reduce these impacts in the future.

While the town moves out of the shadow of the mill, and into a brighter sunshine, we will continue to be resilient and strong and even with the challenges ahead; Bucksport is going to be better than ever! Already the Bucksport Arts Festival, a Main Street Group, a Heart and Soul Program, Wednesdays on Main Program, and discussions about a YMCA have been developed or are being discussed. These new programs and activities (in addition to the current ones like Ghostport and the Bay Festival) as well as façade programs and streetscape and sidewalk improvements are exactly the types of programs, and activities that I wanted to bring to the Town of Bucksport to bolster tourism and increase the buzz in Bucksport. The Town has approximately \$6.5 million dollars to help bolster these activities and assist with future development by acting as seed money, town local share match for future grants, as well as help stabilize the mill closure financial impact on taxpayers.

The mill closure has helped bring visibility to these activities at the State and even National levels. People are watching Bucksport, and most importantly, it is the residents at the grassroots that are doing these things; investing their time and energy in their community. We can't give up; we must muster on, and continue to make Bucksport the great place that it is to live. We must believe in our future because this town is not going anywhere, and positive energy and grassroots involvement is exactly what is going to shape Bucksport's future and draw in new business and tourism! I believe in Bucksport's Future, and I know you do too.

Respectfully Submitted,  
Derik Goodine  
Bucksport Town Manager

**TAX ASSESSOR**  
**ANNUAL REPORT 2014-2015**

The closing of the Verso paper mill has greatly overshadowed all other news on the tax assessing front for 2015. The mill site's subsequent sale to AIM Development (USA) LLC, a large Montreal-based scrap metal company dashed any hopes that a buyer would be found to reopen paper making operations. The town hired a professional commercial appraiser to help arrive at new valuation numbers for the remaining mill assets and for the power plant which the new owners plan to keep operating. Another purpose for the "before and after" appraisals is to document the loss in valuation for an application for relief under Maine's Sudden & Severe law so that Bucksport would be treated according to its new town valuation for school funding and municipal revenue sharing.

Here are the major changes to Town income and budget over the past year with calculated changes to the mil rate and the overall result:

<b>2014-15 mil rate:</b>	<b>14.11</b>	<b><i>Creates an overlay of \$96,269</i></b>
Mill site tax valuation	+8.00	\$286 MM drop in net value (see below)
Other Tax Value changes	-0.11	\$6 MM rise in net value (see below)
BETE Revenues	+1.10	\$611,236 revenue decrease (\$61MM value)
TIF Financing	-2.10	\$1,172,942 appropriation decrease
RSU budget	-0.10	\$55,037 appropriation decrease
Municipal budget	-1.10	\$610,726 appropriation decrease
Other Revenues	-3.10	\$1,678,673 revenue increase
Other factors	+0.40	Revenue sharing loss, overlay rise, etc.
<b>2015-16 mil rate:</b>	<b>17.10</b>	<b><i>Creates an overlay of \$343,852</i></b>
<b>Overall Change</b>	<b>+2.99</b>	<b><i>(Mil Rate increase)</i></b>

As mentioned above, the Verso site was again the biggest player in changes to the town's overall property valuation for the year. According to the appraisal reports prepared for the town by George E. Sancoucy. P. E., LLC, the mill/energy site showed a year-over-year drop in value of about three hundred thirty-five million dollars including taxable and (BETE) exempt assets. The loss in value is attributed to the retiring, scrapping and sale of equipment, for the change in the "highest and best use" of the remaining mill assets and for economic obsolescence to the power plant. As a stand-alone electric generator, the AIM facility has reduced capacity and lost efficiencies due to the loss of its former mill connections.

There were, as usual, many other additions and subtractions for improvements and deterioration to individual properties beyond the mill site. As has been the custom since the last revaluation in 2008 there were no general adjustments made to real estate values for inflation or depreciation. The last ratio study from the Maine Revenue Service in June of 2013 has the developed parcels for Bucksport at 102% and a quality rating of 10%. The actual ratio may have gotten a bit higher since housing prices have responded to the mill closure announcement. The developed parcel ratio still appears to be well below the 110% ceiling allowed by the Maine Revenue Service.

**TAXABLE VALUATION ANALYSIS:**

	<b>4/1/2014</b>	<b>4/1/2015</b>	<b>Change</b>
<b>Land and Buildings</b>	<b>\$448,483,489</b>	<b>\$363,359,000</b>	<b>(\$85,124,489)</b>
<b>Personal Property</b>	<b>264,269,500</b>	<b>\$69,237,828</b>	<b>(\$195,031,672)</b>
<b>Total Taxable Valuation:</b>	<b>\$712,752,989</b>	<b>\$432,596,828</b>	<b>(\$280,156,161)</b>

Notable additions to the tax rolls this year included the Bangor Gas downtown expansion (\$1.1 MM), completion of a CMP transmission line project (\$2.3 MM), six new homes and seven new mobile homes.

Respectfully submitted by,

J. E. (Jef) Fitzgerald, Tax Assessor

## TOWN CLERK ANNUAL REPORT 2014 - 2015

The Town Clerk's office has had an exceptionally busy year with many challenges. The trend is definitely changing especially with requests for vital records and Inland Fisheries and Wildlife Licenses even though online services are offered.

The Town Clerk is responsible for maintaining and ensuring the safekeeping and preservation of town and vital records. The Clerk is also the keeper of the minutes of all Town Council meetings, commissions meetings, administers and records the Oath of Office for all appointed and elected officials and issues designated local licenses and permits. Additionally, if you are in need of the services of a Notary Public or Dedimus Justice, please feel free to contact me at 469-7368.

The Clerk also serves as an Agent for the Department of Inland Fisheries and Game to issue numerous game and recreational licenses and permits. As you already know, you can purchase all State of Maine game and recreational licenses online (electronically) through IFW MOSES system. However, I continue to urge any and all snowmobile licenses be purchased at our Municipal Office, as the Town donates all funds from snowmobile registrations to the Bucksport Snowmobile Club. If you purchase them online through IFW MOSES system, the Town does not receive the credit.

This Clerk also works for the Secretary of State Election Division and the Municipal Election was held on November 4, 2014 in conjunction with the State General Referendum Election, and the State Primary Election, along with the Municipal Election and Regional School Unit #25 Budget Validation Referendum Election was held on June 9, 2015. Both Elections were administered without any problems and I extend a very special thank you to the Town Office staff for their assistance with issuing all those absentee ballots and to the Election Officials whose hard work and dedication to the election process contributed to another very successful election year.

In addition to overseeing elections and maintaining all town records, the Office of Town Clerk processed and/or issued various game and business licenses, vital statistics, numerous inquiries for information, along with genealogy research. I also wish to publicly thank Geraldine and Emeric Spooner at Buck Memorial Library for all their continued expertise with their genealogy research contribution.

All dogs six months or older are required to be licensed by January 31<sup>st</sup> annually and we encourage you to license your pets before February 1<sup>st</sup> to avoid a late charge. Dog licenses are available each year on October 15<sup>th</sup> at our town office or online.

The following is a statistical report of various transactions processed this past year through the Clerk's Office:

### **Licenses Issued:**

Dog Licenses	481	Kennel Licenses	3
Snowmobiles Boats	165	ATV's	227
Boats	362	Lake/River Stickers	364
Fishing Licenses	271	Hunting Licenses	191
Combination Hunting/Fishing Licenses	250	Jr. Hunting Licenses	27
Archery Hunting Licenses	42		

### **Certified Vital Records:**

Death Records	333	Marriage Records	99
Birth Records	180		

### **Vital Records Recorded:**

Burial Permits	110	Death Records	61
Birth Records	140	Marriage Records	57

Marriage Intentions	34
---------------------	----

Business Licenses	32
-------------------	----

New Business Recording	8
------------------------	---

**Miscellaneous Records Recorded:**

Miscellaneous Licenses	9
------------------------	---

Oaths Recorded	58
----------------	----

**CODE ENFORCEMENT OFFICE  
ANNUAL REPORT  
FOR FISCAL YEAR  
JULY 01, 2014 TO JUNE 30, 2015**

**ISSUED PERMITS**

<u>BUILDING/LAND USE:</u>	<u>87 TOTAL</u>		
DWELLINGS:	07	ADDITIONS:	07
MOBILE HOMES:	04	COMMERCIAL USES:	08
OUTBUILDINGS:	24	BUSINESS SIGNS:	08
DECKS/PORCHES:	10	HOME-BASED BUSINESSES:	02
RENOVATIONS:	07	OUTDOOR WOOD BOILERS:	00
SWIMMING POOLS:	00	DEMOLITIONS:	05
MISCELLANEOUS:	06		

PERMITS ISSUED FOR ACTIVITIES IN SHORELAND ZONING DISTRICTS: 08

PERMITS ISSUED FOR ACTIVITIES IN FLOOD HAZARD AREAS: 0

BUILDING PERMIT FEES BUDGETED: \$9,000.00                      COLLECTED: \$5,617.00

<u>PLUMBING PERMITS:</u>	<u>40 TOTAL</u>		
SEPTIC SYSTEMS:	14	INTERNAL PLUMBING:	26

PLUMBING PERMIT FEES BUDGETED: \$2,500.00    COLLECTED: \$3,563.00

BOARD OF APPEALS ACTIVITY:	ADMINISTRATIVE APPEALS:	0
	VARIANCE APPEALS:	4 (All granted)

**NEW FLOOD MAPS ARE COMING**

New updated flood maps were introduced to the town by FEMA (Federal Emergency Management Agency). The maps show areas in town that are at risk of flooding. Some changes in the location and boundaries of these flood hazard areas have been made. The maps are available for public inspection, and are expected to be formally adopted in 2016.

**ENFORCEMENT OF THE MAINE UNIFORM BUILDING AND ENERGY CODE (MUBEC) IN BUCKSPORT**

Enforcement of the MUBEC proceeded smoothly in FY15. Contractors are continuing to get up to speed on code requirements they may have been unfamiliar with. The MUBEC is a collection of national codes and standards for building construction, energy efficiency, ventilation and radon control in residential and commercial buildings. Permit holders are reminded to carefully read their permits to identify inspection requirements. Questions on the code are welcome.

**SAFETY ADVICE**

Every home needs to have working smoke detectors and a carbon monoxide detector. Smoke and carbon monoxide inhalation can cause death very quickly, so it is extremely important to get out of buildings as quickly as possible when these toxic gases are present. The detectors

emit a loud alarm when activated to get your attention. Please be sure to replace the batteries in these detectors at least once a year, or as otherwise directed by the manufacturer.

Radon is another gas that can be present in Maine homes in high enough concentration to cause cancer. A simple test can be performed to check radon levels in your home. If unsafe levels are found, an exhaust system can be installed to help reduce the concentration to an acceptable level. It is strongly recommended that every new home be constructed with a radon control system to ensure protection. Radon is very common in Maine, but it can be controlled in buildings with a properly designed venting system.

Respectfully submitted by Jeffrey C. Hammond  
Code Enforcement Officer, Building Inspector, Plumbing Inspector & Addressing Officer

### **PUBLIC & PRIVATE STREET NAMES IN THE TOWN OF BUCKSPORT** **PUBLIC STREETS ARE IDENTIFIED IN BOLD**

Names identified with an asterisk are streets in neighboring towns. Short sections of these streets provide access to properties located in Bucksport.

Please be sure that your street number is clearly displayed so that it is visible from the street.  
This will aid in the location of your home in the event of an emergency. Your cooperation will be greatly appreciated.

- |                               |                            |                                 |
|-------------------------------|----------------------------|---------------------------------|
| 1. Acorn Alley                | 34. <b>Central Street</b>  | 67. <b>Franklin Street</b>      |
| 2. Allison Lane               | 35. Charles Lane           | 68. Gifford Lane                |
| 3. Ames Way                   | 36. <b>Church Road</b>     | 69. Grant Lane                  |
| 4. Appalachian Trail          | 37. Colby Crossing         | 70. Green Road                  |
| 5. Archer Way                 | 38. Cole Road              | 71. Gristmill Road              |
| 6. Arrow Drive                | 39. Coleman Lane           | 72. <b>Gross Point Road*</b>    |
| 7. Aspen Lane                 | 40. Conners Road           | 73. Hancock Pond Road           |
| 8. Atherton Way               | 41. Corey Path             | 74. Harriman Cove Road          |
| 9. Atwood Lane                | 42. Cotton Hill Road       | 75. Henderson Road              |
| 10. Back Forty Way            | 43. County Lane            | 76. <b>Heritage Park Road</b>   |
| 11. <b>Bagley Avenue</b>      | 44. <b>Cross Road</b>      | 77. Hero's Brook Lane           |
| 12. <b>Bald Mountain Road</b> | 45. CW Lane                | 78. Hillside Drive              |
| 13. <b>Barbour Drive</b>      | 46. Dalton Lane            | 79. <b>Hinks Street</b>         |
| 14. Bartley Lane              | 47. Deer Run               | 80. Hog Heaven Lane             |
| 15. <b>Bayview Avenue</b>     | 48. Donovan Road           | 81. Hollow Lane                 |
| 16. Beech Hill Lane           | 49. <b>Drakes Lane</b>     | 82. Holmes Drive                |
| 17. Beech Lane                | 50. <b>Dresser Road</b>    | 83. Horseback Way               |
| 18. Berry Road                | 51. <b>Duck Cove Road</b>  | 84. Hunk Sawyer Road            |
| 19. <b>Betts Road*</b>        | 52. Duddy Hollow           | 85. Hurd Hill                   |
| 20. Big Log Cabin Rd          | 53. Eagle Lane             | 86. Island View Road            |
| 21. Bluff Road                | 54. Edison Drive           | 87. <b>Jacob Buck Pond Road</b> |
| 22. Booth Drive               | 55. Edgewater Lane         | 88. Joan Street                 |
| 23. Braun Place               | 56. <b>Elm Street</b>      | 89. <b>Kenney Drive</b>         |
| 24. <b>Bridge Street</b>      | 57. Evangel Way            | 90. Kimball Drive               |
| 25. <b>Broadway</b>           | 58. <b>Evergreen Drive</b> | 91. Kindred Spirit Way          |
| 26. Brookview Drive           | 59. Fallen Way             | 92. Lakeside Drive              |
| 27. <b>Buck Street</b>        | 60. Faratcherelli Lane     | 93. Lakeview Heights            |
| 28. Buckley Lane              | 61. <b>Federal Street</b>  | 94. <b>Leach Street</b>         |
| 29. <b>Bucksmills Road</b>    | 62. <b>First Street</b>    | 95. Ledgewood Drive             |
| 30. Bullfrog Way              | 63. Flanders Way           | 96. Lee Street                  |
| 31. Bunker Hill               | 64. <b>Forest Hill</b>     | 97. Lew Gray Drive              |
| 32. Catspaw Lane              | 65. <b>Forsythe Avenue</b> | 98. Little Brook Lane           |
| 33. <b>Cedar Street</b>       | 66. Foss Farm Drive        | 99. Loon Landing                |

- |                               |                                |                                  |
|-------------------------------|--------------------------------|----------------------------------|
| 100. <b>Main Street</b>       | 131. Peaceful Valley           | 162. <b>Spruce Street</b>        |
| 101. Marion Lane              | 132. Pelletier Lane            | 163. <b>State Route 46</b>       |
| 102. Marsh Road               | 133. <b>Perry's Landing</b>    | 164. <b>Stone House Road</b>     |
| 103. <b>Mast Hill Road</b>    | 134. <b>Pine Street</b>        | 165. Strickland Ridge Road       |
| 104. McDonald Alley Lane      | 135. <b>Pond Street</b>        | 166. <b>Summer Street</b>        |
| 105. <b>McDonald Street</b>   | 136. <b>Poverty Ridge Road</b> | 167. <b>Third Street</b>         |
| 106. McGill Road              | 137. <b>Power Line Road</b>    | 168. <b>Thomas Street</b>        |
| 107. <b>McKinnon Road</b>     | 138. <b>Race Course Road</b>   | 169. Thurston Pond Road          |
| 108. <b>Mechanic Street</b>   | 139. Red Rock Road             | 170. Tingley Drive               |
| 109. Mercer Lane              | 140. Ridge Road                | 171. <b>Town Farm Road</b>       |
| 110. Merritt Drive            | 141. <b>River Road</b>         | 172. Transfer Station Road       |
| 111. <b>Middle Street</b>     | 142. Robin Hood Circle         | 173. Tufts Road                  |
| 112. Miles Lane               | 143. Rockwell Lane             | 174. <b>Turkey Path</b>          |
| 113. <b>Mill Street</b>       | 144. Rosen's Lane              | 175. Twin Oaks Lane              |
| 114. <b>Millvale Road</b>     | 145. Ross Lane                 | 176. <b>Upper Long Pond Road</b> |
| 115. <b>Moosehorn Drive</b>   | 146. Royal Ridge Lane          | 177. <b>US Route 1</b>           |
| 116. Morrison Road            | 147. <b>Russell Hill Road</b>  | 178. Violette Way                |
| 117. Moulton Pond Road        | 148. S & L Way                 | 179. Ward Drive                  |
| 118. Mountain Side Lane       | 149. <b>School Street</b>      | 180. Waterside Road              |
| 119. <b>Mt. Olive Heights</b> | 150. <b>Scott's Lane</b>       | 181. Wenbelle Drive              |
| 120. Mt. View Lane            | 151. <b>Second Street</b>      | 182. Whitetail Ridge             |
| 121. Mylen Drive              | 152. <b>Seekins Street</b>     | 183. Wickett Farm Road           |
| 122. Nason Hollow             | 153. Seminary Road             | 184. Wights Lane                 |
| 123. <b>Nicholson Avenue</b>  | 154. Shore Drive               | 185. Wilderness Way              |
| 124. Noel Way                 | 155. <b>Silver Lake Road</b>   | 186. <b>Williams Pond Road</b>   |
| 125. <b>Oak Street</b>        | 156. <b>Silver Street</b>      | 187. <b>Willins Orchard Road</b> |
| 126. Old Winter Road          | 157. Small Drive               | 188. <b>Willis Road</b>          |
| 127. Orcutt Mountain Road     | 158. Smith Drive               | 189. <b>Woodland Heights</b>     |
| 128. <b>Park Street</b>       | 159. <b>South Road*</b>        |                                  |
| 129. Pasture Pine Road        | 160. <b>Spofford Avenue</b>    |                                  |
| 130. Patriots Drive           | 161. <b>Spring Street</b>      |                                  |

### NEW STREET NAMES

Rockwell Lane (private road off Silver Lake Road)

A reminder to property owners who access their property off a named private driveway or private road: The Town of Bucksport will install the first street sign required for your private driveway or road, and replace it one time only if it is lost or damaged beyond repair. After that, property owners are obligated for all costs to replace the sign. It is extremely important to maintain these street signs so that the roads can be easily located by public safety officials in the event of an emergency. It is also important to display the street number for each building so that it is visible from the road. If the building is not visible, the street number must be displayed in a location that is visible. Please contact the Addressing Officer with any question.

From the Bucksport Town Code Appendix L Street Naming and Numbering Ordinance:

### **Section 3. Applicability**

**3.1** This ordinance shall apply to the naming of all public roads, and private roads that provide access to at least 2 structures which are or may be occupied with a residential, commercial or public use and which are provided with primary telephone service or if such service is typical.

**3.2** This ordinance shall apply to the numbering of all structures which are or may be occupied with a residential, commercial or public use and which are provided with primary

telephone service or if such service is typical, or where the numbering is otherwise required for identification.

### **Section 9. Display of Street Numbers**

**9.1** Where the structure is within 50 feet of the edge of the road right-of-way and clearly visible from the road, the assigned number should be displayed on the structure near the front door or entry so as to be visible from the road.

**9.2** Where the structure is over 50 feet from the edge of the road right-of-way or less than 50 feet from the edge of the road right-of-way and not clearly visible from the road, the assigned number should be attached to a post, fence, wall, mail box, or other structure adjacent to the right-of-way and next to the walk or access drive to the structure. The number should be displayed so as to be clearly visible to motor vehicle drivers on the road and be located no less than 4 feet or more than 6 feet above the ground.

**9.3** Numbers should be a minimum of 4 inches in height and set on a background of contrasting color.

**9.4** Every person whose duty is to display the assigned number, should remove any different number that might be mistaken for or confused with the number assigned in conformance with this ordinance.

**9.5** Unit numbers assigned to apartment dwelling units and other occupancies should be displayed on each unit's main entrance door.

**9.6** Compliance with the requirements of this section is voluntary. Owners of structures are encouraged to properly identify their properties in accordance with the standards of this section to assist in accomplishing the purpose of this ordinance.

## **BUCKSPORT PLANNING BOARD REPORT**

### **FISCAL YEAR 2015**

The Planning Board is composed of seven members appointed by the Town Council. It is responsible for reviewing applications for commercial development and subdivisions to determine compliance with applicable ordinances. The Board works closely with the Code Enforcement Officer (CEO), the Ordinance Committee and the Town Council in reviewing ordinances as conditions require. The Board also conducts hearings with respect to new and proposed amendments regarding zoning, subdivisions and site plan ordinances.

Approved applications are listed below as presented to the Planning Board. A complete review of applications, support documentation and minutes can be reviewed by members of the public at the CEO's office. Meeting minutes may also be viewed on the town's website, [bucksportmaine.gov](http://bucksportmaine.gov).

### **APPLICATIONS REVIEWED**

1. Application from Bruce Pomelow to amend an approved subdivision plan. The applicant received approval to reconfigure lot lines for two lots in the existing Race Course Road Extension Subdivision.
2. Application from Michael Jacques for Contract Zoning approval. The applicant received approval to add two dwelling units in a commercial building at 84 Main Street, subject to obtaining a variance from the Board of Appeals. Town Council approval was also needed. (The required approvals were obtained, but the Contract Zone was ultimately rejected by DEP. The project was subject to state approval because of its location in a shoreland zone.)
3. Application from Robert and Margaret Carmichael to amend an approved subdivision plan. The applicant received approval to reconfigure lot lines for two adjacent lots in the existing Buck Housing Development Subdivision.
4. Application from Kevin and Barbara Buza for a change of use approval. The applicant received approval to convert an existing one-family dwelling to an assisted living facility at 333 Central Street.
5. Application from Eugene and Donna Berry for approval of a filling activity on Heritage Park Road. The applicants' application was dismissed without prejudice due to a lack of sufficient information.
6. Application from Michael Ormsby for a change of use approval. The applicant received approval to convert an existing commercial structure to a gunsmith and a marine service business.

7. Application from Kevin and Barbara Buza for an amendment to an approved site plan. The applicant received approval to eliminate two parking spaces for an assisted living facility at 333 Central Street, subject to the granting of a variance by the Board of Appeals. (The variance was granted.)
8. Application from Mark Eastman for a change of use approval. The applicant received approval to convert an existing one-family dwelling to a business office with a second floor apartment at 20 Central Street.
9. Application from Jeff Gammel for approval of an off-site service business at 24 Heritage Park Road. The applicant received approval to conduct a stone cutting and fabrication business.
10. Application from Northeast Cable Construction to extend the life of a land use permit. The applicant received approval of a two-year extension of the board's approval of a new site development on Heritage Park Road.
11. Application from Mark Eastman for an amendment to an approved site plan. The applicant received approval to eliminate two parking spaces for a business office at 20 Central Street, subject to the granting of a variance by the Board of Appeals. (The variance was granted.)
12. Application from the town for approval of an expansion at 205 US Route 1. The applicant received approval to construct buildings for secondary wastewater treatment.

Fees collected for the above application reviews totaled \$2,400.00.

The Planning Board also conducted a public hearing on proposed changes to the land use ordinance, and recommended approval to the Town Council.

Several members of the Board participated in the development of a new Comprehensive Plan for the town. Work continues on the plan, which is expected to be completed in 2016.

Respectfully Submitted,

Edward Belcher, Chair

### **Bucksport Fire & Rescue 2014-2015 Annual Report**

Bucksport Fire & Rescue responded to over 1,100 calls for emergency service in addition to performing dozens of inspections, presenting Fire Prevention classes to hundreds of school kids and adults alike, along with participating in numerous local and regional events and training sessions. EMS calls continue to increase while fire calls also saw a rise in the requests for assistance. Over the past year, we hired several new call fire fighters and EMT's to fill open positions created by retirements and resignations, and have also suffered the loss of several retired members. We continue to strive to provide a great service to Bucksport and the surrounding communities during times of need and do so while being ever mindful of budget constraints. With the closing of the Paper Mill and the loss of hundreds of jobs and a large portion of our tax base, we fully understand our obligation to the citizens.

We want to acknowledge the passing of Retired Fire Chief Paul McCann and Retired Call Fire Fighters Richard "Dickie" Stubbs, Tony Adams and Timothy "T-Bird" Levesque during this past year. Dickie & Tony were members for more than 10 years each and Tim was here for nearly 30 years. We want to recognize these members for their service and dedication to helping the community and making it a safer place.

Chief Paul McCann made a lifetime commitment to the Fire Service at a very early age, skipping school at 16 to go to Bar Harbor to help fight the Great Fire of 1947. As soon as he was old enough, he joined the Bucksport Fire Department and quickly rose through the ranks, serving as Captain, Assistant Chief and ultimately served as the Fire Chief for nearly 20 years for both the Town and the Paper Mill before retiring from both positions in 1992. As just one of four men to lead this department in the last 75 years, Chief McCann instilled a sense of pride & professionalism in his crews that encouraged the same level of commitment to community that he truly believed in. In fact, a dozen fire fighters hired by Paul nearly 25 years ago are still on the fire department today!

Seeing a need and realizing the void in the local communities, Chief McCann was instrumental in the creation of both the Ambulance Service and the Public Safety Dispatch Center, which continue to be an integral part of the safety and well-being of our citizens. Upon retirement, Paul continued to serve his community as a Town Councilor for several years and remained active within the fire service until his passing. He was recognized this spring for more than 60 years of service with the Hancock County Firefighters Association.

We are honored to be a part of his legacy and the community is better off today because of his dedication to his profession and his true commitment to duty. Our thanks and our condolences go out to his family and we want them to know that we feel truly blessed by their willingness to share Paul with us. Chief McCann was a leader and a friend and will be forever missed, but his legacy will survive and the man will never be forgotten.

Lt. Richard Bowden, a 35 year member of the Call Fire & Ambulance Service, announced his retirement this past February. Richard was another member that was involved with many aspects of our work and served on numerous committees, including the Truck Committee and helped design and write the specifications for several of our apparatus. He was also active with many other community groups, including the American Legion and was a leading force in fundraising and the completion of the "Veteran's Memorial" on the waterfront. Our thanks and appreciation go out to Richard and his family and we wish him well in his future endeavors!

As noted above, our members had a busy and eventful year regarding the emergency calls that we responded to, including several stressful incidents that place a heavy burden on responders. The most notable call was a double-drowning of a young boy and his grandfather in the swift and treacherous waters of the Penobscot River during a family outing on the Fishing Pier on a nice summer day. Emergency crews were notified of people in the water and arrived within 2 minutes and were apprised of the situation. As Police Chief Sean Geagan and Captain Chris Connor took command of the scene, Bucksport Police Officer Dan Harlan, Maine State Trooper Lt. Rod Charrette and Fire Chief Craig Bowden dove into the waters and the officers were able to quickly locate and retrieve the boy and brought him back to the Chief, where he was then brought to shore. Valiant efforts to revive the child were unsuccessful; the grandfather's body was located and retrieved about 2 hours later.

The Bucksport Fire Department nominated the grandfather for the Red Cross "Real Heroes Award", which he received posthumously. Citizens also nominated the crews that entered the water and they also received the Red Cross awards along with the Maine Chiefs of Police Association's "Bravery Award". Although 3 members received honors for these acts, the entire crew should be recognized for the actions that they took, not just on that call, but for services that they perform every day that are "above and beyond" the call of duty.

On that note, Bucksport Fire & Rescue crews did get recognized this spring and received the Down East Maine Emergency Medical Services "Call of the Year" award for their response to a logging accident in the backwoods of Bucksport during a bitterly cold, late afternoon in January. The patient himself nominated our crews and he, along with his wife, presented us with the award at a banquet at the Maine Coast Memorial Hospital and thanked us for saving his life.

In addition to calls, our crews are constantly involved in everything from training to community events, including the new "Guns & Hoses" group formed by our local public safety personnel that has been actively participating in a number of local events and are planning for many more in order to assist the community in remaining vibrant and enticing to those from away that want to visit or maybe even move here. Our members have participated in the "Wreaths Across America", The Bay Festival, Orland River Days, "Wednesdays on Main" events, the Auxiliary's Halloween Party and various other activities.

Fire & Rescue also hired 10 new call members and have been busy getting them trained and ready to respond. The new fire fighters participated in the Fire Fighter I & II Academy hosted here that was presented by our staff with Captains Connor and Pam Payson as the lead instructors. We also received over \$30,000.00 in grants from numerous organizations and for about \$2,000.00, we were able to obtain about \$25,000.00 more in equipment through the auction at the paper mill.

A new ambulance was purchased and placed into service last fall and it was also determined to be cost-effective to keep the third ambulance for multiple call responses and as a back-up unit when a rig is out of service. This has worked extremely well as A-1 responded to 795 calls, A-2 went out on 120, A-3 on 19 calls and Rescue 2 covered 2 more! Fire crews responded to 186 requests for service with 139 of those requiring a report.

In closing, we would like to thank the Town Council and the citizens for their continued support, and to welcome aboard Sue Lessard, the new Interim Town Manager. Appreciation also goes to all Town Employees for the work they perform every day that often goes unnoticed, but provides a high quality of life to our citizens.

**Respectfully submitted,**

**Chief Craig Bowden**  
**Director of Emergency Services**

**BUCKSPORT FIRE DEPARTMENT STATISTICS**

<b>TYPE OF CALLS</b>	<b>2013-2014</b>	<b>2014-2015</b>	<b>Aid to Other Towns</b>	<b>2013-2014</b>	<b>2014-2015</b>
Structure Fires	20	8	Verona	11	11
Chimney Fires	8	5	Orrington	5	8
Vehicle Fires	2	2	Orland	4	5
Excessive Heat/Explosion	3	2	Other	1	1
Grass/Woods Fires	4	6			
Trash or Illegal Burning	1	1	<b>Aid From Other Towns</b>	<b>2013-2014</b>	<b>2014-2015</b>
Motor Vehicle Accidents	11	17	Orland	8	3
Search and Rescue	8	7	Orrington	4	2
Fuel/Chemical Spill	3	6	Other	5	2
Power Lines	4	6			
Electrical Hazards	0	1	<b>Inspections</b>	<b>2013-2014</b>	<b>2014-2015</b>
Service	7	13	Businesses	42	39
Permit Checks	6	7	Dwellings	18	14
Good Intent	12	30	Chimney/Solid	22	15
False Alarm	19	22	Fuel Installations		
Aid to Other Towns	10	14	<b>Total</b>	<b>82</b>	<b>68</b>
<b>Total Fire Calls</b>	<b>108</b>	<b>139</b>			

**BUCKSPORT FIRE AND AMBULANCE STAFF**

Chief Craig Bowden	FF/EMT-B	Full Time	Johanna Forsythe	Firefighter
Asst. Chief Michael Denning	FF/EMT-I	Full Time	Kari Gray	EMT-I
Asst. EMS Dir. Chris Connor	FF/EMT-P	Full Time	Chris Grindle	Firefighter
Capt. Pam Payson	FF/EMT-P	Full Time	Capt. Terry Grindle	Firefighter
John Gavelek	FF/EMT-P	Full Time	Lucas Hanscom	Firefighter
Gene Bass	FF/EMT-B	Reserve	Arthur Hobbs	Firefighter
Steve Bishop	Firefighter		Dan Holcomb	Firefighter
Jared Bowden	FF/EMT-P	Reserve	Erik Lauritsen	Firefighter
Lt. Jamie Bowden	FF/EMT-B	Reserve	Ryan Libby	Firefighter
Mark Bowden	Firefighter		Ryan McGuire	Firefighter
Shane Bowden	FF/EMT-B	Reserve	Danielle Morong-Megno	Firefighter
Capt. Steve Bowden	Firefighter		Ray Monreal	FF/EMT-B
Trevor Bowden	Firefighter		Russ Saunders	Firefighter
Larry Chambers	Firefighter		Mike Sealy	EMT-P
David Davis	Firefighter		Nicole Sealy	AEMT
Jeff Davis	FF/EMT-B		Kevin Stevens, Jr.	FF/EMT-B
Capt. Dave Denis	Firefighter		Warren Weaver	Firefighter
Lisa Drake	FF/EMT-B		Amanda Welch	EMT-B

Jay Durost	Firefighter		Joseph Wardwell	FF/EMT-P
Jim Fleming	FF/EMT-P	Reserve	Dustin Wentworth	Firefighter
Greg Forsythe	FF/EMT-B		Michaela Winchester	EMT-B

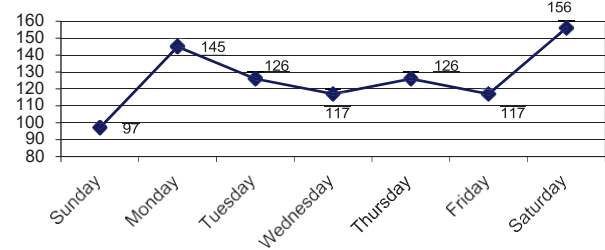
# BUCKSPORT AMBULANCE SERVICE STATISTICS

Provider Impression	2013-2014	2014-2015
Abdominal Pain/Problems	44	40
Allergic Reaction	5	3
Altered Level of Consciousness	10	9
Back Pain (Non-Traumatic)	20	22
Behavioral/Psychiatric Disorder	33	61
Cardiac Arrest	12	13
Chest Pain/Discomfort	81	51
CHF (Congestive Heart Failure)	8	9
Dehydration	13	13
Diabetic Symptoms	16	33
Electrocution	0	0
Epistaxis (Non-Traumatic)	7	7
Fever	19	3
General Malaise	11	15
Headache	3	3
Heat Exhaustion/Stroke	0	0
Hypothermia	1	1
Inhalation Injury (Toxic Gas)	1	0
No Apparent Illness/Injury	91	127
Obvious Death	2	10
Other Abdominal/GI Problem	0	17
Other Cardiovascular Problem	27	34
Other CNS Problem	0	0
Other GU Problems	2	3
Other Illness/Injury	87	110
Pain	29	32
Patient Assist Only	27	22
Poisoning/Drug Ingestion	23	14
Pregnancy/OB Delivery	1	1
Respiratory Distress	80	85
Seizure	17	7
Stroke/CVA	23	19
Substance/Drug Abuse	12	12
Syncope/Fainting	18	8
Traumatic Injury	132	114
Unconscious	2	8
Weakness	16	30
<b>Total</b>	<b>873</b>	<b>936</b>

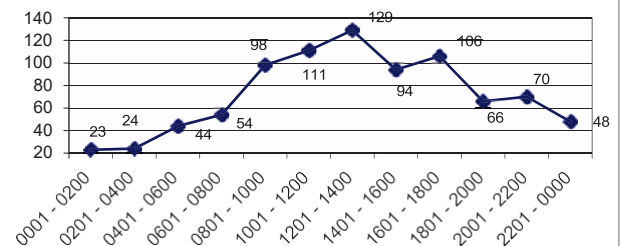
Town	# of Runs
Bucksport	712
Orland	172
Verona	40
Other	12
<b>Total</b>	<b>936</b>

Destination	# of Runs
EMMC	408
St. Joseph	154
BHMH	37
MCMH	59
WCGH	7
Other	1
No Transport	270
<b>Total</b>	<b>936</b>

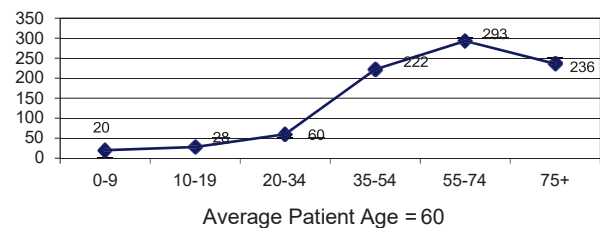
## Calls By Day of Week



## Calls By Hour of Day



## Patient Age

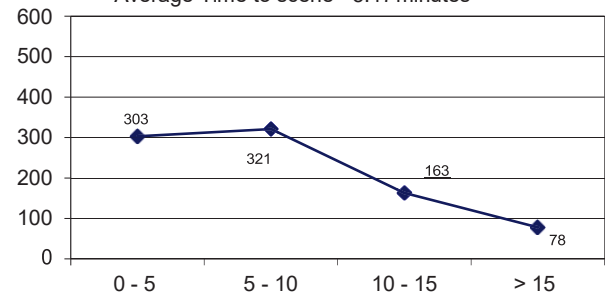


Response Disposition	2013-2014	2014-2015
Cancelled	11	9
Dead at Scene	10	20
Patient Refused Care	70	78
Standby Only	12	16
Treated and Released	105	142
Treated, Transferred Care	15	6
Treated, Transported by EMS	650	665
<b>Total</b>	<b>873</b>	<b>936</b>

Response By Unit	2013-2014	2014-2015
Ambulance 1	682	795
Ambulance 2	185	120
Ambulance 3	0	19
Rescue 1	6	2
<b>Total</b>	<b>873</b>	<b>936</b>

## Average Response Times

Average time enroute = 2:43 minutes  
Average Time to scene = 5:17 minutes



**BUCKSPORT POLICE DEPARTMENT  
ANNUAL REPORT FOR FISCAL YEAR 2014-2015**

**Police Chief- Sean P. Geagan**

**Detective/ Sergeant- David E. Winchester**

**Patrol**

Robert Findlay  
Ryan Knight  
Daniel Harlan  
Steve Bishop  
Eric Marcel  
Matthew Schmidt

**Reserve Patrol**

Daniel Saunders  
Chris Woodman  
Ryan Welch  
Ernest Fitch  
Richard Sullivan

**Animal Control Officer**

Daniel Joy

The Police Department had another busy year. The types of calls we are responding to continue to change. The complaints tend to have a more serious nature to them as each year passes. The people, the issues and the demeanor of the people for one reason or another continues to change each year. The types of crimes that are occurring are a true sign of the times. The police department had 4742 calls for service this year. I would like to thank the Town Manager and the Town Council for keeping the police department up to date and up with the times as far as providing the necessary equipment to complete the tasks at hand that we run into every day. Our full-time staffing has changed this year. Matthew Schmidt was successful in the full time hiring process. Officer Schmidt is originally from Jay Maine and is a recent graduate of the criminal justice program at Husson University. Officer Schmidt has completed the full-time 18 week basic police academy and is now on the road and doing a great job for the department and the town, we expect great things from him in the future.

The Police Department has completed a new Mission Statement and has selected three Core Values for the department. This was done as a team and all employees had an input. Our Mission Statement and Core Values are attached to this report. The Core Values that were chosen by the Patrol Division and the Dispatch center are: **INTEGRITY, HONESTY, and TEAMWORK**. We continue to work hard in order to make the Town of Bucksport a safe place to live, work and raise a family. We will continue to work hard for the citizens of the town to make sure that this goal is met each and every year.

I would like to take the time to thank the personnel that work for the Police Department. Each and every one of these people are unique individuals. Law Enforcement is a very demanding and stressful career with a lot of responsibility. The Town of Bucksport has dedicated caring individuals representing them in the field of Law Enforcement. We depend on these individuals to take action immediately and to make split second decisions on a daily basis in order to keep the community safe. This includes our part time personnel who all have other jobs and families but continue to be there for

the town and its citizens in a time of need. Once again gentlemen, I thank you for all you do!!

We have continued to be proactive both on and off the job year in and year out. We have several staff members that work outside of law enforcement with the community. We continue to work with the youth in the community as much as possible, they are our future and we should teach them well and let them lead the way. We also continue to work with the elderly population in our town. These are the individuals that got us to where we are today and they deserve nothing but the best. Some of the programs that our personnel are involved in both on duty and off duty include: working with the Special Olympics, Coaching all sports, Elder Abuse Prevention, Elder Watch Program, School Resource Officer Police in Education, child identification kits, Bucksport Diversion Program, Bicycle Rodeo and our gun lock program along with many more. We also started a new community project called Guns and Hoses this year. This is a very important part of community policing and we will continue to participate in all of these programs and more for many years to come.

I would like to thank the Town Manager and the Town Council for their continued support. I believe we have shown that if we work as a team we can get things done and together we have made the Town of Bucksport a much safer place to live. As always I encourage all citizens of the town to call us in your time of need or to stop by the public safety building to see us at anytime, for any reason. We need to work together to achieve the ultimate goal of public safety for the Town of Bucksport.

**Respectfully submitted,**  
Sean P. Geagan, Chief of Police



## BUCKSPORT POLICE DEPARTMENT

### Mission Statement

We the members of the Bucksport Police Department will strive to provide the highest level of personal safety to the citizens of this community. We will protect their rights as guaranteed under the State and Federal constitutions, and safeguard the lives and property of our community. We will accomplish this mission by providing our citizens with a high degree of ethical and professional police services while maintaining their trust, understanding and confidence.

### CORE VALUES

#### INTEGRITY


We will be fair and do the right thing in order to keep the citizens of our community safe. We will adhere to both moral and ethical principles in all that we do both inside and outside of our duties.

#### HONESTY


We will demonstrate good moral character. We will always be truthful, straightforward, trustworthy, loyal, fair and sincere to the people that we serve.

#### TEAMWORK

We will work together to achieve one common goal in order to keep the citizens of our community safe. We will work together with shared responsibilities in order to achieve this.

  
Sean P. Geagan, Chief

  
David E. Winchester, Sergeant / Detective

  
Robert H. Findlay, Patrolman

  
Ryan D. Knight, Patrolman

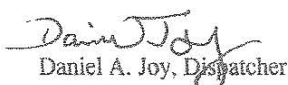
  
Daniel M. Harlan, Patrolman

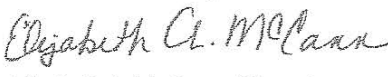
  
Steven M. Bishop, Patrolman


  
Eric M. Marcel, Patrolman

  
Matthew G. Schmidt, Patrolman

  
Barbara J. Cote, Dispatcher

  
Daniel A. Joy, Dispatcher

  
Elizabeth A. McCann, Dispatcher

  
Aimee A. Reynolds, Dispatcher

**Bucksport Police Department  
Incidents by type (partial list) 2014-2015**

<b>Incident</b>	<b>Total</b>
Robbery	1
Assault	13
Burglary	22
Theft	55
Auto Theft	4
Arson	0
Forgery & Counterfeiting	2
Fraud (Bad checks etc.)	32
Vandalism	17
Sex Offenses (other)	6
Drugs	9
Driving Under the Influence	23
Liquor Laws	4
Drunkenness	1
Disorderly Conduct	7
Suspicious Person	36
Suspicious Vehicle	40
Suspicious Conditions	122
Hazardous Conditions	149
Family quarrels	58
Open doors or windows	42
Warrant (arrest & information)	47
Harassment	37
Threats	11
Disabled motor vehicles	40
Information	342
Well being check	92
Patrol Checks	81
Summons (Radar)	44
Accidents (all types)	253
Lost and Found	150
Assist (fire and ambulance)	154
Assist (Law Enforcement Agency)	176
Assist (motorist)	9
Assist (other)	239
Escort	20
Building check	43
Disturbance	91
Alarm response business (all types)	44
Alarm response home (all types)	18
Alarm response bank (all types)	9
Alarm response school (all types)	3
Missing person search	3
Animal complaint (dog)	198
Animal complaint (other)	86
Animal complaint (Cat)	48
Domestic Assault	23

<b>Incident</b>	<b>Total</b>
Obscene phone calls	0
Accidental or unattended death	11
Civil matters	51
Criminal trespass/unwanted guest	49
Suicide (actual or attempted)	13
ATL-BOLO (attempt to locate)	120
Littering	4
Land use violation	0
Juvenile runaway	3
Motor vehicle misdemeanors	21
Motor vehicle infractions	74
Motor vehicle permits	18
Motor vehicle defects	406
Motor vehicle law violations	191
Parking tickets issued	10
Warnings (criminal)	321
Warnings (traffic)	1533
Miscellaneous	32
Probation violation	1
Street light out report	10
Checking for weight violations	1
Administrative special detail	20
Tobacco product violation	4
Abandoned 911 call	133
Concealed fire arms permit	54
Parking violation complaint	9
Passing a stopped school bus	4
Violation of Bail	10
Violation of protection order	13
OUI complaints received	9
OUI charges	23
Accident non reportable deer	19
Mentally disturbed person	27
Neighbor Quarrels	25
Harassment by telephone	55
Abandoned MV	8
Arrests	101

**Total Incidents** **6931**

**Actual types of Contact:**

Arrest	101
Summons	306
Traffic Warnings	1533
Criminal Warnings	321
M/V Defects	406
M/V Accidents	253



**BUCKSPORT PUBLIC SAFETY COMMUNICATIONS  
2014-2015 YEAR END REPORT**

**Dispatch Supervisor**  
Chief Sean P. Geagan

**Full-time Dispatchers**

Daniel Joy  
Barbara Cote  
Robert Meacham  
Elizabeth McCann  
Aimee Reynolds

**Part-time Dispatchers**

Jamie Bowden  
Jim Morrill  
Daniel Saunders  
Jay Durost

The dispatch center had another very busy year. Our Full Time personnel changed this year. Dispatcher Robert Meacham retired after 15 years of full-time service with the dispatch center. I would like to take the time that thank Robert for his dedicated service to the citizens of the Town of Bucksport and the Public Safety Dispatch Center. We hired Aimee Reynolds to replace Robert. Aimee is a long time dispatcher that worked for the City of Ellsworth for many years. She has fit in well to this position. She is very professional and caring and we expect great things from her in the future. We would like to continue to maintain the staff level of 8 to 10 personnel in this department. Our part time staffing continues to be the same. We continue to have one shift a week that is filled by our part time staff. We depend on these people to fill other vacant shifts and they continue to do a great job with this. Each year the number of calls and incidents that the communications center handles continues to fluctuate. We continue to see a large number of our citizens coming into the public safety building for some type of service. We also continue to hear positive things from our citizens about the dispatch center.

I would like to thank the dedicated staff, both full-time and part-time, that we have in the dispatch center. These employees continue to hold the biggest responsibility one could ever hold in a career. They hold the lives of the citizens in their hands every day when they report for duty. They continue to do an outstanding job day in and day out for the citizens of this community. The communications center continues to be open 24 hours a day 7 days a week and continues to be the lifeline for all of the citizens of this town. I encourage all of our citizens to come in and see our dispatch center and the employees that work there.

During the past year Bucksport Public Safety Communications handled 45,922 instances of communications. These were in the form of telephone calls, radio transmissions and dealings with people in person. Below is the number of calls taken by the dispatchers by department.

Police	Telephone	# 11325	Fire & Ambulance Telephone	# 2827
	Radio	# 9510	Radio	# 7471
	In Person	# 11821	In Person	# 1388
Total:		# 32903	Total:	#11986
Other Depts.	Telephone	# 455		
	Radio	# 383		
	In Person	# 11		
Total:		#1033		

Included in these numbers are contacts from the following towns and departments:

Highway	# 116	Verona	# 644	Ambulance	#8360
Orland	# 1084			Fire Department	#4689

The communications center issued 843 fire permits for the Fire Department this past year and continues to deal with various service requests from other departments around the state.

I would like to thank the Town Manager and Town Council for their continued support to the Dispatch Center and its employees. It is greatly appreciated by the staff and the citizens of the town.

**Respectfully submitted,**  
**Sean P. Geagan, Chief of Police**

## **BUCKSPORT ANIMAL SHELTER 2014-2015 ANNUAL REPORT**

The Bucksport Animal Shelter continues to be very busy year in and year out. The town continues to provide services for the Town of Hampden, Town of Orland, Town of Orrington, and the Town of Prospect.

Animal Control Officer Dan Joy has been the ACO for the Town of Bucksport for 22 years. He continues to be very dedicated to this job and the town is very fortunate to have him in this position. He is surrounded by a number of very dedicated volunteers that help him manage the shelter and the animals on a daily basis. This position continues to be considered a part time position and could not be done without the volunteers. These individual put in countless hours at the shelter to make sure that the animals are taken care of the way they should be. I would like to take the time to thank all of you for what you do. A Job Well Done!!!

We continue to receive donations each month. We have several people that continue to donate funds to the animal shelter each month. We also continue to receive free food for the shelter from two businesses in Bangor and Ellsworth. This has been very helpful. I would like to take the time to thank each and every one of you for your generosity. The town has had to buy very little, if any, food for the animals at our shelter for several years now.

The plan is to complete the renovations on the shelter by the end of this year. The shelter will be receiving a face lift and will be sided. This will conclude all of the updates that were to be done to this facility.

Animal Control Officer Dan Joy handled 198 dog complaints, 48 cat complaints and 86 other animal complaints this year.

Respectfully submitted,

Sean P. Geagan  
Chief of Police

## **PUBLIC WORKS DEPARTMENT ANNUAL REPORT 2014-2015**

The 2014 – 2015 fiscal year found the Public Works Department aggressively tackling a diverse series of construction projects and infrastructure maintenance requirements.

The winter storm season started on November 1, 2014 and continued until April 09, 2015 with the department responding to 55 events utilizing 2865 tons of salt.. This compares with the previous 2013-2014 season which had 50 events and required 2624 tons of salt. These two winter seasons were the first during which the Department utilized a “salt only” method of road ice control. Questions have risen in the past as to the cost of salt only versus the previous salt/sand mix method. When comparing all costs of both programs, it should be understood that a salt only program requires no more salt than when mixed into sand. Utilizing salt only removes the need to purchase and transport raw sand and reduces the man-hours and vehicle fuel consumption used during each storm event. Analysis of the past four years comparing two years under a salt/sand mix versus two years with salt only revealed the following diesel fuel usage per event. The sand mix required an average of 432.4 gallons per event. While the salt only years showed an average 285.1 gallons per event. This is a saving of 147.3 gallons per event.

The department rebuilt 1000 feet of Town Farm Road. This project required the removal of 300 cubic yards of rock ledge from the roadway, placement of 1500 cubic yards of road base gravel and 525 tons of asphalt pavement. The road improvement eliminated a recurring frost heave problem.

The 2014 annual pavement maintenance program saw the placement of 3000 tons of hot mix asphalt overlay. This overlay cost \$234,000.

Following the Town’s purchase of the fire damaged Feldmann property on Main Street, the demolished buildings’ foundations were removed. The department re-shaped the property by excavating 1000 cubic yards of sub-building material which lower the site to street level. The excavated material was donated to local property owners as free fill.

In support of the reconstruction of the State Route 46 and Masthill Road intersection, 1300 feet of new three strand barbed wire fencing was installed on the Wight pasture.

A November 1<sup>st</sup> snow storm resulted in extensive damage to road-side trees. The storm damage required eight works days by department personnel to clear the trees from town road rights of way.

Between December storms, department personnel supported an arborist in the complete

removal of eleven silver maple trees from the “Town site”. These trees had become hazardous from un-controlled branch spread and internal rot. The cut tree trunks and major branches were donated to a free fire wood bank.

The Fall 2014 removal of the Town dock and fishing pier floats revealed that three wooden floats required reconstruction. Over the course of the winter storm season, three new floats were constructed.

Constant exposure to the weather had deteriorated the wooden sign posts supporting the Ian’s Playground sign on Elm Street. Working with the playground’s sponsor, a new metal post system was installed to increase the life of the signage.

In preparation for the 2015 annual asphalt pavement overlay program, five miles of existing roadway shoulders and ditches were cleared of winter sand and vegetation build-up. The ditches were then seeded and mulched for erosion control.

The Town Council supported the Department’s purchase of a new 2014 International 7300 series dump/snow plow truck for \$138,000. This truck replaced a 2003 truck. This truck supports half of the urban area for snow removal.

**Respectfully Submitted,**

**Duane R. Nadeau**  
**Public Works Director**

## **BUCKSPORT WASTEWATER TREATMENT FACILITY ANNUAL REPORT JULY 2014 - JUNE 2015**

Over the last fiscal year the Bucksport Wastewater Treatment Facility processed 103,539,000 gallons of wastewater. This flow is 7% higher than the 2013-2014 fiscal year. The Town of Orland contributed 5,443,591 gallons of wastewater, an increase of 6%. The Town of Verona contributed 3,792,342 gallons of wastewater, a decrease of 11% from the last fiscal year.

Precipitation totals are recorded daily at the Bucksport Wastewater Treatment Facility. From July 1, 2014 through June 30, 2015 - 41.94 inches of rainfall and 112.5 inches of snowfall were recorded as compared to 39.87 inches of rainfall and 61.17 inches of snowfall for last fiscal year. Rainfall and snow melt can contribute significantly to the flow received by the treatment facility as there is still a good amount of inflow and infiltration to the sewer system. Infiltration is groundwater that enters through cracks in the sewer lines and inflow is groundwater or storm water that enters through roof drains and sump pumps. These additional flows pose some challenges to the operation of the treatment facility.

311 cubic yards of sludge was processed during the fiscal year. This is a decrease of 14 cubic yards or a 8% decrease overall. Our sludge is now being trucked to NIMBY Environmental Services to be composted once a year instead of land spreading and is more cost effective at this time.

The Swirl Concentrator (CSO) Facility on Main Street operated once in July 2014, once in October 2014, once in December 2014, and once in April 2015 for a total of 4 times. Total flows through the Vortex totaled 1,380,000 gallons of effluent treated wastewater being discharged to the Penobscot River a decrease of 850,000 gallons over the last fiscal year. For the most part this is still a learning process with sample locations and pump speeds playing major rolls in the performance of this facility and we are gaining history and knowledge every year to better operate this facility.

The secondary treatment went out to bid and on March 31st 3 major company's submitted bids. Apex construction from Rochester, NH bid (\$11,872,600) - Penta Corporation from Moultonborough, NH bid (\$12,709,600)-And Sargent Corporation from Stillwater, Maine bid (\$12,987,800). The bid was awarded to Apex Construction. On the June 9<sup>th</sup> referendum voting ballot the public voted 236 Yes and 54 No to go ahead with the project which will start shortly.

We have 3 major chemicals that we use during the year, a polymer for settling sludge is the only chemical used year-round and also the most expensive. We used 1129.5 gallons, 3.09 gallons per day compared to 1386.5 gallons, 3.80 gallons per day in 13-14 a 23% decrease.

Sodium Hypochlorite is used during the summer months (May 15<sup>th</sup> thru September 30<sup>th</sup>) we used 2195 gallons in 14-15 compared to 2134 gallons in 13-14 resulting in a 3% increase, and Sodium Bisulfite used to dechlorinate before effluent discharge to the river is also just summer months, we used 251 gallons in 14-15 compared to 300 in 13-14 a 20% decrease. These chemicals are more and manageable controlled from the changes that we made to our chemical system at the end of 08-09 fiscal years.

In closing, please help keep the environment healthy by not disposing harmful substances into the sewer. Remember that the water we have is all we will ever have and cleaning pollutants from it becomes more costly every day! Protect this resource for future generations.

Respectfully submitted,  
David Michaud, Superintendent Maine Water Bucksport Division

### **REPORT FROM THE BUCKSPORT SOLID WASTE FACILITY** **2014-15**

The Bucksport Transfer Station serves the citizens of Bucksport and Orland. The facility provides the opportunity to dispose of household trash, demolition and wood debris, metals, motor oil, and bulky appliances and furniture, electronics and mercury containing items. The facility is open Thursday through Monday from 9:00 am to 5:00 pm. A fee is assessed for the disposal of demolition debris, bulky items, wood, and household trash containing recyclable items. Mercury containing products are assessed a disposal fee. A copy of the fee schedule is available on the Town of Bucksport website, the Town Office or at the Transfer station office. Any citizen who meets one of the following conditions; has paid excise tax in Bucksport or Orland; is a valid resident of Bucksport or Orland, may obtain a disposal permit at the transfer station during normal hours. There is no fee for the permit. A special permit may be obtained through the Town Office during normal business hours when the above conditions are not met.

The Bucksport Transfer Station collected 1007.4 tons of solid waste during the period July 1, 2014 to June 30, 2015. This year also included 150 bales of cardboard, 75 bales of newspaper, 74 bales of mixed paper and 29 bales of plastic containers. Additionally 42 tons of metal, 19.2 tons of metal cans, and 4.8 tons of appliances were recycled. 240.1 tons of construction demolition materials and clean wood was disposed at a contract landfill. 139 automotive batteries were returned for reprocessing. 300 gallons of household generated motor oil was turned over to the Bucksport Public Works Department for use in their waste oil heating furnaces. The Town redirected 13.1 tons of re-usable items. The universal waste collection program handled 415 televisions, 152 computer monitors, and 1565 other electronic items. Total recycling of all items earned the Town \$39,017.63 in new revenues.

The citizens' commitment to a viable and active recycling program is critical in an era of limited economic growth and decreasing budgets. Recycling helps to offset increases in disposal fees. If you have questions in regards to issues with the Town of Bucksport Transfer station, please contact us at 469-7496. You can also refer to the Town's website at [www.bucksportmaine.gov](http://www.bucksportmaine.gov).

I would like to thank all the citizens of Bucksport and Orland and the Town Council for their cooperation and recycling efforts.

Respectfully submitted

Daniel Robinson  
Transfer Station Operator

### **Report of the Superintendent of Schools**

The 2014-2015 School year was a year of continued growth, development and progress toward our efforts to meet the goals established by the RSU 25 Strategic Plan. The year began with the unveiling of Bucksport High Schools building revitalization. With the support of our member communities, the High School façade was completely replaced with a wall system boasting significant insulation over the previous glass blocks, new windows and the exterior of the walls finished in brick. The interior of the building also received upgrades that included a new fire alarm system, new HVAC, new energy efficient lighting, a remodel of the library, and new ceilings throughout the building. The facelift to this fifty year old building greatly improved the educational environment, improved the buildings energy efficiency and added decades of continued service to the students of our communities.

Academically the District worked on the transition to proficiency based education with the establishment of learning targets for each of the eight curricular areas. These learning targets provide deeper insight into the curriculum for students, parents and teachers by providing the essential learning for each of the curricular areas. Along with this work the high school faculty recommended to the School Board the Graduation Standards that will be used as benchmarks towards graduation. The evolution of the proficiency based system in RSU 25 is well underway and this past years work has provided a solid foundation for the future.

The Building Assets Reducing Risks program at Bucksport High School continues to provide a structure to support students and improve graduation rates and reduce drop outs. In partnership with the founders of the B.A.R.R. program RSU 25 will be one of the first two schools in the country to launch the B.A.R.R. program at the middle school. This student support program is an excellent match for our strategic goal of meeting the needs of all learners.

With the announced closing of the Verso Mill in December 2014, the potential economic impact as well as the impact on the local tax base were quickly recognized. In partnership with the Town of Bucksport, the RSU 25 School Board held the line and slightly reduced the overall cost of the 2015-2016 school budget. Along with the Bucksport Town Manager many days were spent in Augusta working to achieve recognition from the legislature and Governor

regarding the loss in valuation. Fortunately those efforts did pay off thanks to the support of many people and specifically the legislatures who represent Bucksport and the communities of RSU 25. With the support of the Town of Bucksport, providing a bridge of lost tax revenue by using their reserves, the school district was able to hold the line on the budget and provide a comprehensive educational program with minimal loss of positions and educational programming.

As we move forward into the next fiscal year I am confident that our efforts have improved, and will continue to improve the educational opportunities available to the students and families of the school district. I look forward to working closely with the Town Council, Town Manager, community members, and the RSU 25 School Board to make the school system the best we can for the students and citizens of Bucksport.

Respectfully Submitted,

James Boothby  
Superintendent of Schools

**Bucksport Parks & Recreation**

<b>2014-2015 Enrollment (Oct. 1 2015)</b>		
Jewett School	PK-K	110
Miles Lane	1-4	312
Bucksport Middle School	5-8	342
Bucksport High School	9-12	307
District Total	PK-12	1071

**Department  
Annual Report 2014-2015**

Bucksport Parks & Recreation continues to have another successful year. This is in part due to the many people who volunteer their time unconditionally to help area youth. These individuals play a huge role in the continued success of the recreation programs. Some of the many programs run through the Recreation Department are: Wrestling for grades K-5th, Football for grades 1st-6th, Basketball for grades Kindergarten -8th, Soccer for grades K-6th, Baseball for ages 5-16, Volleyball for ages 12 through adult, Softball ages 9-18, Swim lessons for ages 3 and older, Ice skating, Dance classes for ages 3 and up, Yoga, Cheerleading for ages 3 -12, Field Trips, Dances, and Tour du Lac Road Race. Most of the programs have a president, vice president, secretary and treasurer. Some of the key people are: Justin Richards- Little League, Melanie Findlay-Football, Richard Sprague, Rich Rotella, Jen Murauckas, Scott & Tish Frazier- youth soccer, Brandy & Jon Goss-Minor League, Anthony Maguire- Youth wrestling, Lori Dorr, Kevin Megno & Jessaca Kennedy-Softball with Rich Rotella as an umpire, and Stephan Donnell for youth basketball.

Challenging Choices, the after school and summer program, continues to serve many children. The slack economy continues to be an issue but we have to charge as most instructors would like to receive some small monetary consideration for the time and effort involved in activities. Challenging Choices offered activities such as Art Camp, paper crafting, scrap booking, sewing, jewelry making, candle making, Archery, Fencing, Red Cross Babysitting, Lego Robotics Pottery, Art, Rock Climbing, Kayaking/Canoeing, Wilderness Survival/Overnight Camping, Guitar, Music Drama Camp, Cheering/Tumbling, Spanish/Sign Language and also several exercise activities such as yoga, volleyball, ping pong, badminton, and Dodge ball. Ray Grindle, of Ray J'z Muzik, is the disc jockey for monthly dances for grades 5th-8th being held at the Jewett Community Center. Attendance averages 60-155 per dance

Bucksport Parks & Recreation continues to sponsor the Bucksport Youth Diversion program in collaboration with Bucksport Police Department, Hancock County District Attorney, and Maine Juvenile Community Corrections Department. A Memorandum of Understanding was signed with Hancock County Sheriff's Department and Maine State

Police. The Diversion program will now offer services to youth summonsed in Penobscot, Orland, Verona Island, and Castine. Originally youth all had to be summonsed in Bucksport. This program is part of the new and innovative “Diversion to Assets” program with Spurwink and the Maine Department of Corrections. Funding comes via a grant from Office of Juvenile Justice and Delinquency Prevention.

The Diversion program provides a second chance for youth under the age of 21 who are summonsed for a first time alcohol, marijuana, tobacco or some misdemeanor offenses. Since the beginning there have been 153 referrals with 35 not being accepted due to prior offenses or youth/parents choosing not to do the program. 18 youth were terminated as they would not comply with guidelines. 96 Youth have successful completions and there are four still in the program. According to Dept. of Corrections, our recidivism (re-offending) rate is only 3%-5%.

The maintenance personnel had a very busy year taking care of the numerous recreational facilities. The Recreation Department is responsible for the waterfront, four cemeteries, roadside mowing, flowers along Main Street, the swimming pool, ice rink, Ian’s playground, tennis and basketball courts, trail system, concession buildings, and emptying approximately thirty barrels of trash each week at the transfer station. The Recreation Department and RSU 25 share the maintenance of the local ball fields.

We would like to give many thanks to the Town Council for their continued support in maintaining the many recreational facilities of our community. I also would like to thank Ron Gross, Dennis Harvey, Chuck McGinty, Duane Nadeau, Town employees, all of the RSU 25 employees, all of the pool lifeguards, and the various community volunteers for their hard work and involvement in the many recreational activities available in Bucksport.

Tim Emery  
Recreation Director

Barb Ames  
Youth Program Coordinator

### **Bucksport Bay Healthy Communities Coalition Report 2014-2015**

In January, 2015 the **Thriving in Place Partnership** officially began. The program is made possible because of 15 local and regional organizations as well as the C.A.R.E. volunteers who are sponsored by the Franklin Street United Methodist Church. As part of the TIP program handrails were installed, a wheel chair ramp was built, and participants were enrolled in the Elder Watch Program. TIP members take part in community fitness programs as well as receive referral support to legal and health care services. Life link services have been arranged. Access to the Senior Meal Program was improved. Transportation services to medical appointments is offered upon request. In the Spring the fourth **Healthy Living Workshop** was offered, with good attendance by many community members.

Other important programs provided this year included:

- **Early Childhood Network** volunteers sponsored the **17<sup>th</sup> Annual Children’s Fair**, which offered many important resources for parents and a wide array of fun-filled activities for young children.
- The **Incredible Year’s Program** was launched, which offers parenting education workshops, a healthy family meal, and children’s activities. This program is offered once a week for 10 weeks.
- The no to low cost public transportation network for people who don’t drive is offered through the **C.A.R.E. Program (Community Assets and Resource Exchange)**, which is a partnership between the Franklin Street United Methodist Church and BBHCC.

- The Provider Network sponsored the second **Safe Community Partner Program**, a training program for law enforcement, allied health professionals, and early care and education providers to learn how to effectively intervene in handling situations involving domestic violence.
- **Dr. Tom Gaffney** led a two-part program entitled **Healthy Relating 101**, which offered tips for healthy relating and communicating well.
- The **Senior Resource Committee**, in partnership with the Town of Bucksport and the Bucksport Bay Area Chamber of Commerce launched the **Show You Care Campaign, a social marketing program** to raise awareness of the need for all citizens to fully participate in all aspects of community life through barrier free accessibility. Senior Resource volunteers focused their initial efforts on improved sidewalk snow removal along Main Street in the business district. Salt barrels were placed on the sidewalks so that business owners had easy access to a salt supply to keep their store entrances clear. **Bell alert doorbells were installed at Community Pharmacy, the Buck Memorial Library and Rite Aid** for customers who needed help entering the building. A much improved wheel chair ramp and safety rail were installed at Rite Aid. Alpha One presented a workshop at the Bucksport Regional Health Center on ADA regulations and the challenges posed to individuals who live with a disability.

The coalition wishes to thank Town Manager, Derik Goodine, and RSU 25 Superintendent, James Boothby, for the work they have done on the fiscal agent transition from the town to the RSU. Special appreciation is extended to Val Shaffner and Pearl Swenson for their volunteer service in the Healthy Communities office. The coalition thanks all of the coalition volunteers for their dedication and support in making these programs available to the community.

**2015 TAX LIENS  
JUNE 30, 2015**

ACCOUNT #	NAME	AMOUNT
2939	7-FORTY HOLDINGS, LLC	\$ 223.94
3119	ALLISON, MICHAEL A	\$ 1,024.93
709	AREY, JEFFREY E	\$ 421.83
1866	BARTELS, NATE	\$ 772.84
2021	BENNETT, RUTH M	\$ 1,485.15
286	BOOKER, PHILIP	\$ 1,300.70
2453	BOUGHMAN, JAMES D	\$ 772.77
1031	BREEN, LOUISE	\$ 126.30
457	BROWN, TIMOTHY A	\$ 1,027.07
470	BURKE, ROY & HOLLY	\$ 373.14
485	CAHOON, ANN D, DEVISEES	\$ 539.34
2159	CARUSOE, DAVID R	\$ 1,023.16
2790	CASSADY, JAMES	\$ 1,390.02
647	CATION, NANCY W	\$ 2,387.14
1495	CHAMBERS REALTY, LLC	\$ 11,604.35
218	CHASE, HAROLD H JR	\$ 349.60

627	CHIPMAN, LISA L	\$	1,897.88
628	CHIPMAN, LISA L	\$	181.34
345	CIRILLO, JANE	\$	1,589.35
638	CIRILLO, JANE	\$	615.60
2969	CIRILLO, JANE	\$	1,478.92
649	CLEM, DARLENE	\$	258.92
679	COLEMAN, NATHANIAL	\$	1,042.04
677	COLEMAN, TYLER	\$	988.28
1930	COUGH, RYAN J	\$	1,705.10
3023	CUNNINGHAM, SHELDON	\$	588.53
1941	CYR, MATTHEW W	\$	1,519.15
1365	DALE HENDERSON LOGGING INC	\$	1,410.22
1450	DEWITT, KIMBERLY	\$	964.05
2931	DORR, LORI	\$	291.13
965	EASTMAN, SHELDON F	\$	1,856.26
968	EASTMAN, SHELDON F	\$	1,691.40
1592	EMERY, MATTHEW	\$	1,595.90
2084	FEDERAL NATIONAL MORTGAGE ASSOC	\$	819.67
1245	FELDMAN, JAY S (HEIRS)	\$	868.28
1659	FERNALD, LAURA A	\$	777.47
1030	FREEWAY INVESTMENTS	\$	991.69
2874	FRENCH, KEITH	\$	679.64
1665	GAINER, RICHARD	\$	179.21
1080	GARZARELLI, GARY J	\$	1,351.40
2357	GRANT, MARK W	\$	768.61
1195	GRAY, GAYLEN	\$	67.21
2386	GRAY'S CONSTRUCTION, INC	\$	1,783.40
1226	GREENLAW, EVA M	\$	437.23
1274	GROSS, TONY W	\$	78.41
883	GRUNWALD, MARION R	\$	2,100.77
2810	GUILLOU, RONALD C	\$	174.23
3162	GUILLOU, RONALD C	\$	169.80
1294	HALLOWELL, GAIL E	\$	1,309.37
1295	HAMOND, NORMAN R	\$	57.75
1296	HAND, WAYNE AND LYNN	\$	4,323.25
2861	HANNAFORD, KELLEY J (WOODARD)	\$	690.71
1305	HARLOW, DANA F	\$	1,099.02
63	HARRIMAN, ROBERTA A	\$	911.85
1332	HASENBANK, DAVID	\$	1,158.82
1364	HENDERSON, DALE H	\$	1,013.58
1018	HEROUX, GEORGE J	\$	829.64
1018	HOKE, KATHRYN A.	\$	2,831.10
1401	HOLYOKE, JOHN M	\$	379.75
60	HOME, INC	\$	952.26
907	HOROWITZ, DANIEL I	\$	937.28

1416	HOVEY, MELODY (HEIRS)	\$	1,388.18
1074	HOVEY, JOSEPH	\$	503.16
1425	HOWARD, ROBERT A & RONALD A	\$	918.29
2935	HURD, BRIAN A	\$	2,211.88
1470	JACKSON, ROBERT C DEVISEES	\$	44.42
915	JEROME, TIMOTHY	\$	514.34
1499	JEROME, TIMOTHY	\$	1,529.17
2928	JEROME, TIMOTHY	\$	454.19
1506	JOHNSON, AUDREY (HEIRS)	\$	1,542.50
1509	JOHNSON, BRIAN	\$	1,171.47
1540	JOY, DANIEL	\$	384.32
1542	JULE, MICHELLE L	\$	151.87
1590	KINSTLER, BARRON C	\$	77.61
2510	KISIMITAKIS, DINO	\$	1,374.41
1594	KLINE, BONNIE BLAKE	\$	2,932.07
3039	LEBEL, DAVID	\$	2,445.36
381	LEIGHTON, NADINE	\$	1,658.22
1688	LOCKE, ARLINE F	\$	751.89
1689	LOCKE, RACHEL	\$	823.61
1724	LUGDON, LAUREN L	\$	310.45
2957	MANNING, BRIAN	\$	1,066.16
1782	MARTIN, VINCENT	\$	644.95
1661	MASTERS GROUP 2010, LLC	\$	85.69
1811	MCCLELLAN, THOMAS L	\$	1,949.80
3315	MCDUNNAH, MICHAEL G; KATHLEEN	\$	519.40
1836	MCLELLAN, KEVIN L	\$	1,256.09
1222	MID OHIO TRUST CO. CUSTODIAN FBO	\$	2,305.27
1879	MILLER, ROGER	\$	3,396.79
3033	MITCHELL, GAIL (WOODBIDGE)	\$	440.44
737	MONREAL, RAYMOND A	\$	1,269.38
1903	MORGAN, JOHN E & LEONA TRUSTEES	\$	3,806.87
408	MOTT, DAVID C	\$	5,166.02
409	MOTT, DAVID C	\$	309.49
1915	MOTT, DAVID C	\$	1,275.60
1916	MOTT, DAVID C	\$	461.73
1917	MOTT, DAVID C	\$	289.02
2109	NORWOOD, RALPH E	\$	1,005.00
1984	NORWOOD, RALPH E	\$	1,523.78
1387	OAK LEAF REALTY, INC	\$	1,095.60
2959	OAK LEAF REALTY, INC	\$	481.86
1993	OBRIEN, OLA P	\$	1,385.22
1998	ODONNELL, GORDON PETER SR	\$	200.84
2000	ODONNELL, WILLIAM G	\$	1,220.07
2007	OHAN MARYFAITH	\$	541.95
1919	PACHECO, MARIA	\$	1,831.90

2450	PARKER, ROXANNE S HEIRS	\$	1,590.80
3361	PITMAN, CHRISTOPHER	\$	264.57
2157	PYE, DANIEL T	\$	1,272.01
2173	RANZONI, JOSEPH D	\$	1,236.48
2979	ROI, MICHAEL V	\$	1,124.12
3125	RUSSELL, JESSICA GORDON	\$	6,902.98
154	SANDELLI, ALFRED J JR	\$	282.51
3250	SANDELLI, ALFRED J JR	\$	965.90
155	SANDELLI, ALFRED J JR	\$	513.83
2833	SANDELLI, ALFRED J	\$	1,176.41
32	SAUNDERS, JENNIFER	\$	1,889.34
3021	SCHMIDT, DOUGLAS F	\$	544.95
777	SCOTT, STEPHEN L	\$	559.42
2366	SHAW, JEROD A	\$	1,593.17
1650	SHEEHAN'S FLORIST LLC	\$	573.20
3067	SHOREY, WILLIAM K JR	\$	212.26
2383	SIMPSON, CATHERINE	\$	184.27
3280	SKILLIN, DONALD	\$	1,496.07
2821	SKILLIN, DONALD JR.	\$	234.39
2307	SLOPEY, DERRICK R	\$	113.24
3291	SLOPEY, DERRICK R	\$	1,094.10
2432	SMITH, NORMAN	\$	3,523.30
1640	SMITH, RICHARD	\$	2,197.03
2429	SMITH, SANDRA	\$	873.66
2444	SMITH-WILLIAMS, BONITA	\$	1,947.58
1786	STOVALL, MARK L	\$	2,072.21
2584	THUT, JEANNETTE MERRITT	\$	623.63
2587	TOCCI, ROBERT (SR)	\$	1,195.15
2615	TURNBULL, BETTY ANN	\$	444.21
2616	TURNBULL, BETTY ANN	\$	539.93
1458	WARDWELL, BRIAN R	\$	1,458.20
3270	WARREN, CAROLE J (HEIRS)	\$	195.74
2743	WESCOTT, DESTINY DAWN	\$	56.10
3363	WESTON, DWAYNE A	\$	1,327.90
1600	WILLEY, THOMAS A	\$	363.05
56	WILSON, DONNA	\$	449.77
2831	WINCHESTER, DORIS	\$	854.73
594	WINCHESTER, WADE & MELISSA	\$	1,295.40
2836	WINTER, DONALD	\$	191.97
2837	WINTER, DONALD	\$	983.83
2839	WITHAM, CANDICE	\$	1,431.70
2840	WITHAM, CANDICE	\$	1,869.27
2841	WITHAM, CANDICE	\$	517.59
1965	WOMBACHER, JOHN A	\$	639.16
2851	WOMBACHER, JOHN A	\$	964.92

2848	WOOD, CYNTHIA L (TRUSTEE)	\$	1,155.16
2865	WOODBIDGE, ROGER	\$	1,276.48
2867	WOODBIDGE, ROGER	\$	769.34
2895	ZACHARY, JOHN J	\$	654.97
	TOTAL 2015 TAX LIENS	\$	180,650.08

**2014 TAX LIENS  
JUNE 30, 2015**

ACCOUNT #	NAME		AMOUNT
2939	7-FORTY HOLDINGS, LLC	\$	205.69
2021	BENNETT, RUTH M	\$	1,417.90
457	BROWN, TIMOTHY A	\$	977.62
470	BURKE, ROY & HOLLY	\$	340.69
485	CAHOON, ANN D, DEVISEES	\$	482.35
2159	CARUSOE, DAVID R	\$	969.44
1495	CHAMBERS REALTY, LLC	\$	3,544.13
218	CHASE, HAROLD H JR	\$	326.47

345	CIRILLO, JANE	\$	1,518.05
638	CIRILLO, JANE	\$	582.08
2969	CIRILLO, JANE	\$	1,411.86
649	CLEM, DARLENE	\$	239.24
679	COLEMAN, NATHANIAL	\$	665.40
1365	DALE HENDERSON LOGGING INC	\$	1,339.41
965	EASTMAN, SHELDON F	\$	1,775.57
968	EASTMAN, SHELDON F	\$	1,616.14
1592	EMERY, MATTHEW	\$	1,524.29
2874	FRENCH, KEITH	\$	643.74
1080	GARZARELLI, GARY J	\$	1,296.99
2357	GRANT, MARK W	\$	453.96
2386	GRAY'S CONSTRUCTION, INC	\$	1,704.60
2861	HANNAFORD, KELLEY J (WOODARD)	\$	654.29
1305	HARLOW, DANA F	\$	1,046.70
63	HARRIMAN, ROBERTA A	\$	866.90
1332	HASENBANK, DAVID	\$	267.64
1364	HENDERSON, DALE H	\$	964.53
1018	HOKE, KATHRYN A.	\$	2,219.22
1401	HOLYOKE, JOHN M	\$	335.39
60	HOME, INC	\$	905.69
2935	HURD, BRIAN A	\$	1,062.48
1509	JOHNSON, BRIAN	\$	1,033.20
1542	JULE, MICHELLE L	\$	136.28
381	LEIGHTON, NADINE	\$	1,475.39
1688	LOCKE, ARLINE F	\$	713.12
1689	LOCKE, RACHEL	\$	779.81
1724	LUGDON, LAUREN L	\$	288.83
2957	MANNING, BRIAN	\$	1,015.24
1811	MCCLELLAN, THOMAS L	\$	1,864.55
3315	MCDUNNAH, MICHAEL G; KATHLEEN	\$	489.72
1836	MCLELLAN, KEVIN L	\$	1,197.68
408	MOTT, DAVID C	\$	4,925.47
409	MOTT, DAVID C	\$	301.31
1916	MOTT, DAVID C	\$	434.18
1917	MOTT, DAVID C	\$	268.16
2109	NORWOOD, RALPH E	\$	956.38
1387	OAK LEAF REALTY, INC	\$	1,043.46
2959	OAK LEAF REALTY, INC	\$	453.56
1993	OBRIEN, OLA P	\$	641.83
1919	PACHECO, MARIA	\$	1,765.51
2450	PARKER, ROXANNE S HEIRS	\$	1,519.49
2157	PYE, DANIEL T	\$	1,215.22
2173	RANZONI, JOSEPH D	\$	76.29
3125	RUSSELL, JESSICA GORDON	\$	6,698.20

2833	SANDELLI, ALFRED J	\$	1,121.18
3021	SCHINCK, M.C.	\$	269.21
3280	SKILLIN, DONALD	\$	1,428.44
2821	SKILLIN, DONALD JR.	\$	215.66
2307	SLOPEY, DERRICK R	\$	99.19
3291	SLOPEY, DERRICK R	\$	1,042.06
2432	SMITH, NORMAN	\$	1,700.28
2444	SMITH-WILLIAMS, BONITA	\$	520.24
1786	STOVALL, MARK L	\$	602.90
2587	TOCCI, ROBERT (SR)	\$	1,344.86
2616	TURNBULL, BETTY ANN	\$	481.10
1458	WARDWELL, BRIAN R	\$	1,391.92
3270	WARREN, CAROLE J (HEIRS)	\$	165.63
3363	WESTON, DWAYNE A	\$	1,266.65
594	WINCHESTER, WADE & MELISSA	\$	749.63
2837	WINTER, DONALD	\$	506.21
2848	WOOD, CYNTHIA L (TRUSTEE)	\$	1,100.77
2865	WOODBIDGE, ROGER	\$	1,217.20
2867	WOODBIDGE, ROGER	\$	729.83
2895.	ZACHARY, JOHN J	\$	624.22
	TOTAL 2014 TAX LIENS	\$	77,228.52

**PERSONAL PROPERTY ACCOUNTS  
JUNE 30, 2015**

ACCOUNT #	NAME	2011	2012	2013	2014	2015
261	AT & T MOBILITY				\$ 3,969.01	\$ 3,809.70
18	AUTOMATIC VENDING & GAMES					\$ 28.22
6	AUTOMOTIVE ELEGANCE					\$ 29.63

245	BUCKSPORT MARINE SERVICES					\$	38.10
143	CHAMBERS REALTY (JED PROUTY)					\$	522.07
196	LARSEN, MARTIN W					\$	253.98
282	MAIN STREET CITGO					\$	14.11
149	RAMONA'S RESTAURANT					\$	111.47
149	TOZIER'S II					\$	81.36
	WILSON'S EXPRESS TIRE AND						
0	LUBE	\$ 250.40	\$ 313.00	\$ 323.50	\$ 339.00	\$	-
		\$	\$	\$	\$		
	TOTAL PERSONAL PROPERTY 6-30-15 BY YEAR	250.40	313.00	323.50	4,308.01	\$	4,888.64
	TOTAL ALL YEARS					\$	10,083.55

**TAX ACQUIRED PROPERTY  
JUNE 30, 2015**

ACCOUNT #	YEAR	NAME	AMOUNT
1026	2013	BEMIS, ERIC C	\$ 406.87
1026	2014	BEMIS, ERIC C	\$ 935.31

1026	2015	BEMIS, ERIC C	\$	983.05
356	2013	BERNIER, DANIEL A	\$	251.05
356	2014	BERNIER, DANIEL A	\$	879.12
356	2015	BERNIER, DANIEL A	\$	931.39
210	2013	CARY, TROY S	\$	926.47
210	2014	CARY, TROY S	\$	951.60
210	2015	CARY, TROY S	\$	1,013.37
2902	2012	CENTANNI, PAMELA	\$	188.12
2902	2013	CENTANNI, PAMELA	\$	383.46
2902	2014	CENTANNI, PAMELA	\$	383.62
2902	2015	CENTANNI, PAMELA (ATWOOD)	\$	409.13
3177	2013	COHEE, ALTHEA	\$	203.72
3177	2014	COHEE, ALTHEA	\$	471.96
3177	2015	COHEE, ALTHEA	\$	501.06
112	2013	COTE, PAMELA	\$	315.06
112	2014	COTE, PAMELA	\$	311.00
112	2015	COTE, PAMELA (ATWOOD)	\$	333.57
1157	2011	COUSINS, GLENN	\$	215.71
1157	2012	COUSINS, GLENN	\$	222.63
1157	2013	COUSINS, GLENN	\$	228.67
1157	2014	COUSINS, GLENN	\$	222.26
1157	2015	COUSINS, GLENN	\$	241.19
3231	2012	FREEMAN, THOMAS	\$	164.24
3231	2013	FREEMAN, THOMAS	\$	168.33
1422	2013	HOWARD, DARRELL (DEVISEES)	\$	368.01
1422	2014	HOWARD, DARRELL (DEVISEES)	\$	693.17
1422	2015	HOWARD, DARRELL (DEVISEES)	\$	731.16
1461	2012	IRVING, EDNA B	\$	208.73
1461	2013	IRVING, EDNA B	\$	214.51
1461	2014	IRVING, EDNA B	\$	180.94
1461	2015	IRVING, EDNA B	\$	198.34
1462	2012	IRVING, EDNA B	\$	154.23
1462	2013	IRVING, EDNA B	\$	158.18
1462	2014	IRVING, EDNA B	\$	147.80
1462	2015	IRVING, EDNA B	\$	163.78
2163	2013	JOHNSON, JULIE B	\$	793.70
2163	2014	JOHNSON, JULIE B	\$	1,662.57
2164	2015	JOHNSON, JULIE B	\$	1,739.61
1711	2013	LOWELL, ANTHONY JAMES, SR	\$	405.42
1711	2014	LOWELL, ANTHONY JAMES, SR	\$	436.15
1711	2015	LOWELL, ANTHONY JAMES, SR	\$	436.84
2589	2013	NOTHSTEIN, GUSTAVE	\$	1,304.17
2589	2014	NOTHSTEIN, GUSTAVE	\$	1,652.03
2589	2015	NOTHSTEIN, GUSTAVE	\$	1,728.64
2205	2011	RICHARDSON, MERRILL P JR (HEIRS)	\$	830.40

2205	2012	RICHARDSON, MERRILL P JR (HEIRS)	\$	831.49
2205	2013	RICHARDSON, MERRILL P JR (HEIRS)	\$	858.09
2205	2014	RICHARDSON, MERRILL P JR (HEIRS)	\$	880.39
2205	2015	RICHARDSON, MERRILL P JR (HEIRS)	\$	925.96
3392	2013	SHEEHAN, MICHAEL	\$	626.14
3392	2014	SHEEHAN, MICHAEL	\$	638.26
2448	2013	SNOW, JOYCE (LIFE ESTATE)	\$	213.14
2448	2014	GAMBLE, BRENDA SNOW	\$	430.81
2448	2015	GAMBLE, BRENDA SNOW	\$	458.23
2567	2013	TAYLOR, WAYNE J	\$	56.17
2567	2014	TAYLOR, WAYNE J	\$	521.82
2567	2015	TAYLOR, WAYNE J	\$	552.93
1243	2011	UPTA ME ASSETS LLC	\$	185.88
1243	2012	UPTA ME ASSETS LLC	\$	186.68
1243	2013	UPTA ME ASSETS LLC	\$	191.71
1243	2014	UPTA ME ASSETS LLC	\$	182.07
1243	2015	UPTA ME ASSETS LLC	\$	199.50
1988	2011	UPTA ME ASSETS LLC	\$	118.46
1988	2012	UPTA ME ASSETS LLC	\$	119.21
1988	2013	UPTA ME ASSETS LLC	\$	121.99
1988	2014	UPTA ME ASSETS LLC	\$	109.87
1988	2015	UPTA ME ASSETS LLC	\$	124.31
2640	2013	VEILLEUX, COLLEEN	\$	479.55
2640	2014	VEILLEUX, COLLEEN	\$	1,383.93
2640	2015	VEILLEUX, COLLEEN	\$	1,327.77
3234	2011	WATSON, GARY	\$	81.78
3234	2012	WATSON, GARY	\$	1,210.32
3234	2013	WATSON, GARY	\$	1,249.61
3234	2014	WATSON, GARY	\$	1,291.63
3234	2015	WATSON, GARY	\$	1,353.79
1354	2012	WESTON, DWAYNE A	\$	568.38
1354	2013	WESTON, DWAYNE A	\$	1,230.83
1354	2014	WESTON, DWAYNE A	\$	1,270.98
1354	2015	WESTON, DWAYNE A	\$	1,332.35
721	2013	WHITE, SARAH	\$	222.67
721	2014	WHITE, SARAH	\$	223.67
721	2015	WHITE, SARAH	\$	242.74
2838	2011	WINTERS, PAUL (HEIRS)	\$	135.31
2838	2012	WINTERS, PAUL (HEIRS)	\$	147.93
2838	2013	WINTERS, PAUL (HEIRS)	\$	145.53
2838	2014	WINTERS, PAUL (HEIRS)	\$	134.19
2838	2015	WINTERS, PAUL (HEIRS)	\$	149.46
3278	2013	WOODARD, KELLEY J	\$	371.38
3278	2014	WOODARD, KELLEY J	\$	370.55
3278	2015	WOODARD, KELLEY J	\$	395.53

2918	2012	WRIGHT, WAYNE	\$	276.91
2918	2013	WRIGHT, WAYNE	\$	496.60
2918	2014	WRIGHT, WAYNE	\$	495.30
2918	2015	WRIGHT, WAYNE	\$	525.35
TOTAL TAXES ON FORECLOSED PROPERTY			\$	52,097.49

TOWN OF BUCKSPORT, MAINE

CONTENTS  
JUNE 30, 2015

	PAGE
INDEPENDENT AUDITORS' REPORT	1 - 3
MANAGEMENT'S DISCUSSION AND ANALYSIS	4 - 1
<u>BASIC FINANCIAL STATEMENTS</u>	
GOVERNMENT-WIDE FINANCIAL STATEMENTS	
STATEMENT A - STATEMENT OF NET POSITION	12
STATEMENT B - STATEMENT OF ACTIVITIES	13 - 14
<u>FUND FINANCIAL STATEMENTS</u>	
STATEMENT C - BALANCE SHEET - GOVERNMENTAL FUNDS	15
STATEMENT D - RECONCILIATION OF THE GOVERNMENTAL FUNDS BALANCE SHEET TO THE STATEMENT OF NET POSITION	16
STATEMENT E - STATEMENT OF REVENUES, EXPENDITURES AND CHANGES IN FUND BALANCES – GOVERNMENTAL FUNDS	17
STATEMENT F - RECONCILIATION OF THE STATEMENT OF REVENUES, EXPENDITURES AND CHANGES IN FUND BALANCES OF GOVERNMENTAL FUNDS TO THE STATEMENT OF ACTIVITIES	18
STATEMENT G - BALANCE SHEET – PROPRIETARY FUNDS	19
STATEMENT H - STATEMENT OF REVENUES, EXPENSES AND CHANGES IN NET POSITION – PROPRIETARY FUNDS	20
STATEMENT I - STATEMENT OF CASH FLOWS – PROPRIETARY FUNDS	21
NOTES TO FINANCIAL STATEMENTS	22 - 50

## REQUIRED SUPPLEMENTARY INFORMATION

REQUIRED SUPPLEMENTARY INFORMATION DESCRIPTION	51
SCHEDULE 1 - BUDGETARY COMPARISON SCHEDULE – BUDGETARY BASIS - BUDGET AND ACTUAL – GENERAL FUND	52
SCHEDULE 2 - SCHEDULE OF PROPORTIONATE SHARE OF THE NET PENSION LIABILITY	53
SCHEDULE 3 - SCHEDULE OF CONTRIBUTIONS	54

## OTHER SUPPLEMENTARY INFORMATION

OTHER SUPPLEMENTARY INFORMATION DESCRIPTION	55
SCHEDULE A - BUDGETARY COMPARISON SCHEDULE – BUDGETARY BASIS - BUDGET AND ACTUAL – GENERAL FUND REVENUES	56
SCHEDULE B - SCHEDULE OF DEPARTMENTAL OPERATIONS - GENERAL FUND	57 -58
SCHEDULE C - COMBINING BALANCE SHEET – NONMAJOR GOVERNMENTAL FUNDS	59
SCHEDULE D - COMBINING SCHEDULE OF REVENUES, EXPENDITURES AND CHANGES IN FUND BALANCES – NONMAJOR GOVERNMENTAL FUNDS	60
SPECIAL REVENUE FUNDS DESCRIPTION	61
SCHEDULE E - COMBINING BALANCE SHEET – NONMAJOR SPECIAL REVENUE FUNDS	62 -67
SCHEDULE F - COMBINING SCHEDULE OF REVENUES, EXPENDITURES AND CHANGES IN FUND BALANCES – NONMAJOR SPECIAL REVENUE FUNDS	68 -73
CAPITAL PROJECTS FUNDS DESCRIPTION	74
SCHEDULE G - COMBINING BALANCE SHEET – NONMAJOR CAPITAL PROJECTS FUNDS	75 -79

SCHEDULE H - COMBINING SCHEDULE OF REVENUES, EXPENDITURES AND CHANGES IN FUND BALANCES – NONMAJOR CAPITAL PROJECTS FUNDS	80 - 84
PERMANENT FUNDS DESCRIPTION	85
SCHEDULE I - COMBINING BALANCE SHEET – NONMAJOR PERMANENT FUNDS	86
SCHEDULE J - COMBINING SCHEDULE OF REVENUE, EXPENDITURES AND CHANGES IN FUND BALANCES – NONMAJOR PERMANENT FUNDS	87
GENERAL CAPITAL ASSETS DESCRIPTION	88
SCHEDULE K - SCHEDULE OF GENERAL CAPITAL ASSETS BY FUNCTION	89
SCHEDULE L - SCHEDULE OF CHANGES IN GENERAL CAPITAL ASSETS BY FUNCTION	90



*Proven Expertise and Integrity*

## INDEPENDENT AUDITOR'S REPORT

Town Council  
Town of Bucksport  
Bucksport, Maine

### Report on the Financial Statements

We have audited the accompanying financial statements of the governmental activities, business-type activities, each major fund and the aggregate remaining fund information of the Town of Bucksport, Maine, as of and for the year ended June 30, 2015, and the related notes to the financial statements, which collectively comprise the Town's basic financial statements as listed in the table of contents.

### Management's Responsibility for the Financial Statements

Management is responsible for the preparation and fair presentation of these financial statements in accordance with accounting principle generally accepted in the United States of America; this includes the design, implementation, and maintenance of internal control relevant to the preparation and fair presentation of financial statements that are free from material misstatement, whether due to fraud or error.

### Auditors' Responsibility

Our responsibility is to express opinions on these financial statements based on our audit. We conducted our audit in accordance with auditing standards generally accepted in the United States of America. Those standards require that we plan and perform the audit to obtain reasonable assurance about whether the financial statements are free of material misstatement.

An audit involves performing procedures to obtain audit evidence about the amounts and disclosures in the financial statements. The procedures selected depend on the auditor's judgment, including the assessment of the risks of material misstatement of the financial statements, whether due to fraud or error. In making those risk assessments, the auditor considers internal control relevant to the entity's preparation and fair presentation of the financial statements in order to design audit procedures that are appropriate in the circumstances, but not for the purpose of expressing an opinion on the effectiveness of the entity's internal control. Accordingly, we express no such opinion. An audit also includes evaluating the appropriateness of accounting policies used and the reasonableness of significant accounting estimates made by management, as well as evaluating the overall presentation of the financial statements.

3 Old Orchard Road, Buxton, Maine 04093  
Tel: (800) 300-7708 (207) 929-4606 Fax: (207) 929-4609  
www.rhrsmith.com

We believe that the audit evidence we have obtained is sufficient and appropriate to provide a basis for our audit opinions.

### Opinions

In our opinion, the financial statements referred to above present fairly, in all material respects, the respective financial position of the governmental activities, business- type activities, each major fund and the aggregate remaining fund information of the Town of Bucksport, Maine as of June 30, 2015, and the respective changes in financial position and, where applicable, cash flows thereof for the year then ended in accordance with accounting principles generally accepted in the United States of America.

### Other Matters

#### *Required Supplementary Information*

Accounting principles generally accepted in the United States of America require that the management's discussion and analysis, budgetary comparison information and pension information on pages 4 through 11 and 52 through 54 be presented to supplement the basic financial statements. Such information, although not a part of the basic financial statements, is required by the Governmental Accounting Standards Board, who considers it to be an essential part of financial reporting for placing the basic financial statements in an appropriate operational, economic, or historical context. We have applied certain limited procedures to the required supplementary information in accordance with auditing standards generally accepted in the United States of America, which consisted of inquiries of management about the methods of preparing the information and comparing the information for consistency with management's responses to our inquiries, the basic financial statements, and other knowledge we obtained during our audit of the basic financial statements. We do not express an opinion or provide any assurance on the information because the limited procedures do not provide us with sufficient evidence to express an opinion or provide any assurance.

#### *Other Information*

Our audit was conducted for the purpose of forming opinions on the financial statements that collectively comprise the Town of Bucksport, Maine's basic financial statements. The combining and individual nonmajor fund financial statements are presented for purposes of additional analysis and are not a required part of the basic financial statements.

The combining and individual nonmajor fund financial statements are the responsibility of management and were derived from and relate directly to the underlying accounting and other records used to prepare the basic financial statements. Such information has been subjected to the auditing procedures applied in the audit of the basic financial statements and certain additional procedures, including comparing and reconciling such information directly to the underlying accounting and other records used to prepare the basic financial statements or to the basic financial statements themselves, and other additional procedures in accordance with auditing standards generally accepted

in the United States of America. In our opinion, the combining and individual nonmajor fund financial statements are fairly stated, in all material respects, in relation to the basic financial statements as a whole.

*RHR Smith & Company*

Buxton, Maine

June 16, 2016

**REQUIRED SUPPLEMENTARY INFORMATION  
MANAGEMENT'S DISCUSSION AND ANALYSIS  
JUNE 30, 2015**

**(UNAUDITED)**

The following management's discussion and analysis of the Town of Bucksport, Maine's financial performance provides an overview of the Town's financial activities for the fiscal year ended June 30, 2015. Please read it in conjunction with the Town's financial statements.

**Financial Statement Overview**

The Town of Bucksport's basic financial statements include the following components: 1) government-wide financial statements, 2) fund financial statements, and 3) notes to the financial statements. This report also includes required supplementary information which consists of the general fund budgetary comparison schedule and pension information, and other supplementary information which includes combining and other schedules.

**Basic Financial Statements**

The basic financial statements include financial information in two differing views: the government-wide financial statements and the fund financial statements. These basic financial statements also include the notes to financial statements that explain in more detail certain information in the financial statements and also provide the user with the accounting policies used in the preparation of the financial statements.

**Government-Wide Financial Statements**

The government-wide financial statements provide a broad view of the Town's operations in a manner that is similar to private businesses. These statements provide both short-term as well as long-term information in regards to the Town's financial position. These financial statements are prepared using the accrual basis of accounting. This measurement focus takes into account all revenues and expenses associated with the fiscal year regardless of when cash is received or paid. The government-wide financial statements include the following two statements:

The Statement of Net Position – this statement presents *all* of the government's assets, deferred outflows of resources, liabilities and deferred inflows of resources with the difference being reported as net position.

The Statement of Activities – this statement presents information that shows how the government's net position changed during the period. All changes in net position are reported as soon as the underlying event giving rise to the change occurs, regardless of the timing of the related cash flows.

Both of the above mentioned financial statements have separate columns for the two different types of town activities. The types of activities presented for the Town of Bucksport are:

- *Governmental activities* – The activities in this section are mostly supported by taxes and intergovernmental revenues (federal and state grants). Most of the Town's basic services are reported in governmental activities, which include general government, protection, public works, health and sanitation, education, recreation, community and social agencies, and unclassified.
- *Business-type activities* – These activities are normally intended to recover all or a significant portion of their costs through user fees and/or charges to external users for goods and/or services. These activities for the Town of Bucksport include the sewer fund and the marina fund.

### **Fund Financial Statements**

A fund is a grouping of related accounts that is used to maintain control over resources that have been segregated for specific activities or objectives. The Town of Bucksport, like other local governments uses fund accounting to ensure and demonstrate compliance with financial related legal requirements. All of the funds of the Town of Bucksport can be divided into two categories: governmental funds and proprietary funds.

*Governmental funds:* Most of the basic services provided by the Town are financed through governmental funds. Governmental funds are used to account for essentially the same functions reported in governmental activities in the government- wide financial statements. However, unlike the government-wide financial statements, the governmental fund financial statements focus on near-term inflows and outflows of spendable resources. They also focus on the balance of spendable resources available at the end of the fiscal year. Such information will be useful in evaluating the government's near-term financing requirements. This approach is known as the current financial resources measurement focus and the modified accrual basis of accounting. Under this approach revenues are recorded when cash is received or when susceptible to accrual. Expenditures are recorded when liabilities are incurred and due. These statements provide a detailed short-term view of the Town's finances to assist in determining whether there will be adequate financial resources available to meet the current needs of the Town.

Because the focus of governmental funds is narrower than that of government-wide financial statements, it is useful to compare the information presented for governmental funds with similar information presented for governmental activities in the government-wide financial statements. By doing so, readers may better understand the long-term impact of the government's near-term financing decisions. Both the governmental funds balance sheet and the governmental funds statement of revenues,

expenditures and changes in fund balances provide a reconciliation to facilitate this comparison between governmental funds and governmental activities. These reconciliations are presented on the page immediately following each governmental fund financial statement.

The Town of Bucksport presents three columns in the governmental funds balance sheet and the governmental funds statement of revenues, expenditures and changes in fund balances. The Town's major governmental funds are the general fund and the TIF fund. All other funds are shown as nonmajor and are combined in the "All Nonmajor Funds" column on these statements.

The general fund is the only fund for which the Town legally adopted a budget. The Budgetary Comparison Schedule – Budgetary Basis – Budget and Actual – General Fund provides a comparison of the original and final budget and the actual expenditures for the current year.

*Proprietary Funds:* The Town of Bucksport maintains two proprietary funds, the sewer fund and the marina fund. This fund is used to show activities that operate more like those of commercial enterprises. Proprietary funds provide the same type of information as the government-wide financial statements, only in more detail. Like the government-wide financial statements, proprietary fund financial statements use the accrual basis of accounting. No reconciliation is needed between the government-wide financial statements for business-type activities and the proprietary fund financial statements.

### **Notes to the Financial Statements**

The notes provide additional information that is essential to a full understanding of the data provided in the Government-Wide and the Fund Financial Statements. The Notes to Financial Statements can be found following the Statement of Cash Flows - Proprietary Funds.

### **Required Supplementary Information**

The basic financial statements are followed by a section of required supplementary information, which includes a Budgetary Comparison Schedule - Budgetary Basis - Budget and Actual - General Fund, a Schedule of Proportionate Share of the Net Pension Liability and a Schedule of Contributions.

### **Other Supplementary Information**

Other supplementary information follows the required supplementary information. These combining and other schedules provide information in regards to nonmajor funds, capital asset activity and other detailed budgetary information for the general fund.

## Government-Wide Financial Analysis

Our analysis below focuses on the net position, and changes in net position of the Town's governmental activities. The Town's total net position for governmental activities increased by \$172,877 from \$22.80 million to \$22.97 million. For the business-type activities the Town's total net position increased by \$90,826 from \$4.95 million to \$5.04 million.

Unrestricted net position - the part of net position that can be used to finance day-to-day operations without constraints established by debt covenants, enabling legislation, or other legal requirements - decreased for the governmental activities to a balance of \$10,582,389 at the end of the fiscal year. For the business-type activities, the unrestricted net position increased to a balance of \$1,099,506.

**Table 1**  
**Town of Bucksport, Maine**  
**Net Position**  
**June 30,**

	<b>Governmental Activities</b>		<b>Business-Type Activities</b>	
	<b>2015</b>	<b>2014 (Restated)</b>	<b>2015</b>	<b>2014 (Restated)</b>
<b>Assets:</b>				
Current Assets	\$ 12,697,345	\$ 12,261,130	\$ 1,106,479	\$ 948,244
Capital Assets	11,180,188	11,294,966	5,695,049	5,863,568
Other Assets	3,290,696	3,979,482	-	-
Total Assets	27,168,229	27,535,578	6,801,528	6,811,812
<b>Deferred Outflows of Resources:</b>				
Deferred Outflows Related to Pensions	99,565	56,280	-	-
Total Deferred Outflows of Resources	99,565	56,280	-	-
<b>Liabilities:</b>				
Current and Other Liabilities	938,324	977,459	108,669	108,083
Long-term Debt Outstanding	3,069,810	3,805,125	1,653,368	1,755,064
Total Liabilities	4,008,134	4,782,584	1,762,037	1,863,147
<b>Deferred Inflows of Resources:</b>				
Prepaid Taxes	9,392	7,694	-	-
Deferred Inflows Related to Pensions	275,811	-	-	-
Total Deferred Inflows of Resources	285,203	7,694	-	-
<b>Net Position:</b>				
Net Investment in Capital Assets	11,180,188	11,294,966	3,939,985	4,007,814
Restricted: Nonspendable - Principal	140,198	140,198	-	-
General Fund	85,212	363,317	-	-
Special Revenue Funds	918,549	234,128	-	-
Permanent Funds	67,921	84,993	-	-
Unrestricted	10,582,389	10,683,978	1,099,506	940,851
Total Net Position	\$ 22,974,457	\$ 22,801,580	\$ 5,039,491	\$ 4,948,665

## Revenues and Expenses

Revenues for the Town's governmental activities decreased by 2.21%, while total expenses increased by 3.97%. For the business-type activities, revenues increased by 12.40%, while total expenses increased by 5.07%.

**Table 2**  
**Town of Bucksport, Maine**  
**Change in Net Position**  
**For the Years Ended June 30,**

	<b>Governmental Activities</b>		<b>Business-Type Activities</b>	
	<b>2015</b>	<b>2014</b>	<b>2015</b>	<b>2014</b>
<b>Revenues</b>				
<i>Programs Revenues:</i>				
Charges for services	\$ 657,564	\$ 718,995	\$ 755,212	\$ 639,078
Operating grants and contributions	67,600	78,491	-	-
Capital grants and contributions	-	-	-	79,345
<i>General Revenues:</i>				
Property taxes	10,057,873	9,771,021	-	-
Excise taxes	741,954	703,924	-	-
Grants and contributions not restricted to specific programs	1,500,291	2,151,564	-	-
Miscellaneous	559,109	467,382	64,674	10,982
Total Revenues	13,584,391	13,891,377	819,886	729,405
<b>Expenses</b>				
General government	1,528,825	1,481,495	-	-
Protection	1,715,235	1,681,337	-	-
Public works	1,453,899	1,015,553	-	-
Health and sanitation	275,907	304,959	-	-
Community and social agencies	192,316	142,518	-	-
Education	6,455,417	5,961,105	-	-
Environment & housing	238,588	84,825	-	-
Recreation	330,846	323,343	-	-
Cemeteries	8,228	10,752	-	-
Tax increment financing agreement	839,353	1,165,332	-	-
Interest on long-term debt	-	182,248	-	-
County tax	272,132	272,694	-	-
Sewer fund	-	-	676,109	698,783
Marina	-	-	71,558	12,837
Unclassified	82,161	254,749	-	-
Total Expenses	13,392,907	12,880,910	747,667	711,620
Change in Net Position	191,484	1,010,467	72,219	17,785
Transfers	(18,607)	(14,231)	18,607	14,231
Net Position - July 1, Restated	22,801,580	21,805,344	4,948,665	4,916,649
Net Position - June 30	\$ 22,974,457	\$ 22,801,580	\$ 5,039,491	\$ 4,948,665

## Financial Analysis of the Town's Fund Statements

*Governmental funds:* The financial reporting focus of the Town's governmental funds is to provide information on near-term inflows, outflows, and balances of spendable resources. Such information may be useful in assessing the Town's financial requirements. In particular, unassigned fund balance may serve as a useful measure of a government's financial position at the end of the year, and the net resources available for spending.

**Table 3**  
**Town of Bucksport, Maine**  
**Fund Balances - Governmental Funds**  
**June 30,**

	<u>2015</u>	<u>2014</u>
General Fund:		
Nonspendable	\$ 13,254	\$ 49,702
Restricted	85,212	363,317
Committed	359,986	537,993
Assigned	542,548	556,548
Unassigned	<u>7,661,203</u>	<u>7,605,950</u>
Total General Fund	<u>\$ 8,662,203</u>	<u>\$ 9,113,510</u>
 TIF Fund:		
Restricted	<u>\$ 702,329</u>	<u>\$ -</u>
 Nonmajor Funds:		
Special Revenue Funds:		
Restricted	\$ 216,220	\$ 234,128
Assigned	367,954	387,907
Unassigned	(12,578)	-
Capital Projects Funds:		
Committed	1,919,839	1,907,886
Assigned	97,313	96,154
Permanent Funds:		
Nonspendable - Principal	140,198	140,198
Restricted	<u>67,921</u>	<u>84,993</u>
Total Nonmajor Funds	<u>\$ 2,796,867</u>	<u>\$ 2,851,266</u>

The general fund total fund balance decreased by \$451,307 from the prior fiscal year. The TIF fund was established during 2015 and there is not any comparative data, but it did have a positive fund balance of \$702,329 at the end of the fiscal year. The nonmajor fund balances decreased by \$54,399 from the prior fiscal year.

*Proprietary funds:* The Town's proprietary funds provide the same type of information found in the government-wide financial statements, but in more detail.

The sewer fund had an increase in net position for the year of \$82,085. The marina fund had an increase in net position for the year of \$8,741.

### **Budgetary Highlights**

The significant differences between the original and final budget for the general fund were due to the use of restricted and unassigned fund balances and various council-approved budget adjustments.

The general fund actual revenues exceeded budgeted amounts by \$149,408. This was mostly a result of excise taxes and miscellaneous revenues being receipted in excess of budgeted amounts.

The general fund actual expenditures were under budget by \$294,247. All of the expenditure categories were under budget with the exception of public works.

### **Capital Asset and Debt Administration**

#### **Capital Assets**

As of June 30, 2015, the net book value of capital assets recorded by the Town decreased by \$283,297 from the prior year. The decrease is the result of capital additions of \$684,598 less current year depreciation of \$967,895.

**Table 4**  
**Town of Bucksport, Maine**  
**Capital Assets (Net of Depreciation)**  
**June 30,**

	<b>2015</b>	<b>2014 (Restated)</b>
Land	\$ 2,193,021	\$ 2,193,021
Construction in progress	2,145,230	1,818,777
Artwork	11,450	11,450
Buildings	3,599,079	3,754,750
Building improvements	1,186,966	1,258,744
Furniture and fixtures	2,935	3,772
Equipment	376,440	400,670
Vehicles	1,173,044	1,009,902
Infrastructure	6,187,072	6,707,448
Total	<u>\$ 16,875,237</u>	<u>\$ 17,158,534</u>

## **Debt**

At June 30, 2015, the Town had \$5.05 million in bonds outstanding versus \$5.66 million last year, a decrease of 10.88%. Other obligations include accrued sick and vacation time and net pension liability. Refer to Note 7 of Notes to Financial Statements for more detailed information.

## **Currently Known Facts, Decisions, or Conditions**

### **Economic Factors and Next Year's Budgets and Rates**

Bucksport's financial performance and management of resources remains strong with thirteen consecutive general fund surpluses. The unassigned general fund balance increased to \$7.66 million for the year ended June 30, 2015 from \$7.61 million for the same period in 2014 or a .73% increase.

Fiscal 2015 budget expectations continued to support operational and program needs within LD-1 tax limitations despite continued economic constraints and flat local economy. Property taxes remained the largest source of revenue for the Town in fiscal 2015 at \$10,044,899, comprising approximately 76.48% of revenues. The Town's mil rate increased to \$14.11, an increase of \$.55 over the previous year rate of \$13.56. Components of the increase included increased educational costs of \$494,312 and reduced State of Maine revenue sharing. The Town's final budget for fiscal 2015 was \$42,267 higher than fiscal 2014.

To limit the Town's exposure to unforeseen cost and more specifically to provide an adequate level of funding in the event of a valuation loss from large taxpayers, Bucksport adopted an Undesignated Fund Balance Policy in May of 2007. The Town's management designed the policy around maintaining a level of funding in Undesignated Fund Balance (surplus) that provides financial stability for the community into the near future. In addition, the policy will assist the Town in maintaining its current favorable bond rating and provide direction to the Town Manager during annual budget preparation. The Town maintained balances in excess of the required minimum level for the fiscal years ended 2015 and 2014. The policy also includes a provision for the suggested utilization of excess funds on future capital improvements and/or accelerated payment of debt service.

## **Contacting the Town's Financial Management**

This financial report is designed to provide our citizens, taxpayers, customers, investors and creditors with a general overview of the Town's finances and to show the Town's accountability for the money it receives. If you have questions about this report or need additional financial information, the Finance Director for the Town of Bucksport can be reached at P.O. Box X, Bucksport, Maine 04416, by phone at (207) 469-7368 or email address of [financedirector@bucksportmaine.gov](mailto:financedirector@bucksportmaine.gov).

## TOWN OF BUCKSPORT, MAINE

STATEMENT OF NET POSITION  
JUNE 30, 2015

	Governmental Activities	Business-type Activities	Total
<b>ASSETS</b>			
Current assets:			
Cash and cash equivalents	\$ 4,547,729	\$ 1,056	\$ 4,548,785
Investments	7,703,521	506,579	8,210,100
Accounts receivable (net of allowance for uncollectibles):			
Taxes	10,337	-	10,337
Liens	287,805	-	287,805
Other	310,648	259,021	569,669
Note receivable	159,986	-	159,986
Inventory	13,254	3,888	17,142
Internal balances	(335,935)	335,935	-
Total current assets	12,697,345	1,106,479	13,803,824
Noncurrent assets:			
Receivable for long-term debt obligations from RSU No. 25	3,290,696	-	3,290,696
Capital assets:			
Land, infrastructure, and other assets not being depreciated	3,200,929	1,148,772	4,349,701
Buildings and vehicles net of accumulated depreciation	7,979,259	4,546,277	12,525,536
Total noncurrent assets	14,470,884	5,695,049	20,165,933
<b>TOTAL ASSETS</b>	<b>27,168,229</b>	<b>6,801,528</b>	<b>33,969,757</b>
<b>DEFERRED OUTFLOWS OF RESOURCES</b>			
Deferred outflows related to pensions	99,565	-	99,565
<b>TOTAL DEFERRED OUTFLOWS OF RESOURCES</b>	<b>99,565</b>	<b>-</b>	<b>99,565</b>
<b>TOTAL ASSETS AND DEFERRED OUTFLOWS OF RESOURCES</b>	<b>\$ 27,267,794</b>	<b>\$ 6,801,528</b>	<b>\$ 34,069,322</b>
<b>LIABILITIES</b>			
Current liabilities:			
Accounts payable	\$ 198,436	\$ -	\$ 198,436
Accrued payroll	89,505	-	89,505
Due to other governments	635	6,973	7,608
Current portion of long-term obligations	649,748	101,696	751,444
Total current liabilities	938,324	108,669	1,046,993
Noncurrent liabilities:			
Noncurrent portion of long-term obligations:			
Bonds payable	2,879,359	1,653,368	4,532,727
Net pension liability	190,451	-	190,451
Total noncurrent liabilities	3,069,810	1,653,368	4,723,178
<b>TOTAL LIABILITIES</b>	<b>4,008,134</b>	<b>1,762,037</b>	<b>5,770,171</b>
<b>DEFERRED INFLOWS OF RESOURCES</b>			
Prepaid taxes	9,392	-	9,392
Deferred inflows related to pensions	275,811	-	275,811
<b>TOTAL DEFERRED INFLOWS OF RESOURCES</b>	<b>285,203</b>	<b>-</b>	<b>285,203</b>
<b>NET POSITION</b>			
Net investment in capital assets	11,180,188	3,939,985	15,120,173
Restricted - nonspendable principal	140,198	-	140,198
Restricted	1,071,682	-	1,071,682
Unrestricted	10,582,389	1,099,506	11,681,895
<b>TOTAL NET POSITION</b>	<b>22,974,457</b>	<b>5,039,491</b>	<b>28,013,948</b>
<b>TOTAL LIABILITIES, DEFERRED INFLOWS OF RESOURCES AND NET POSITION</b>	<b>\$ 27,267,794</b>	<b>\$ 6,801,528</b>	<b>\$ 34,069,322</b>

See accompanying independent auditors' report and notes to financial statements.

## STATEMENT B

## TOWN OF BUCKSPORT, MAINE

STATEMENT OF ACTIVITIES  
FOR THE YEAR ENDED JUNE 30, 2015

Functions/Programs	Program Revenues				Net (Expense) Revenue & Changes in Net Position		
	Expenses	Charges for Services	Operating Grants & Contributions	Capital Grants & Contributions	Governmental Activities	Business- type Activities	Total
Governmental activities:							
General government	\$ 1,528,825	\$ 63,692	\$ 5,756	\$ -	\$ (1,459,377)	\$ -	\$ (1,459,377)
Protection	1,715,235	458,787	-	-	(1,256,448)	-	(1,256,448)
Public works	1,453,899	320	61,844	-	(1,391,735)	-	(1,391,735)
Health and sanitation	275,907	89,848	-	-	(186,059)	-	(186,059)
Community and social agencies	192,316	-	-	-	(192,316)	-	(192,316)
Education	6,455,417	-	-	-	(6,455,417)	-	(6,455,417)
Environment and housing	238,588	-	-	-	(238,588)	-	(238,588)
Recreation	330,846	44,917	-	-	(285,929)	-	(285,929)
Cemeteries	8,228	-	-	-	(8,228)	-	(8,228)
Tax increment financing agreement	839,353	-	-	-	(839,353)	-	(839,353)
County tax	272,132	-	-	-	(272,132)	-	(272,132)
Unclassified	82,161	-	-	-	(82,161)	-	(82,161)
Total governmental activities	<u>13,392,907</u>	<u>657,564</u>	<u>67,600</u>	<u>-</u>	<u>(12,667,743)</u>	<u>-</u>	<u>(12,667,743)</u>
Business-type activities:							
Sewer fund	676,109	703,318	-	-	-	27,209	27,209
Marina	71,558	51,894	-	-	-	(19,664)	(19,664)
Total business-type activities	<u>747,667</u>	<u>755,212</u>	<u>-</u>	<u>-</u>	<u>-</u>	<u>7,545</u>	<u>7,545</u>
Total government	<u>\$ 14,140,574</u>	<u>\$ 1,412,776</u>	<u>\$ 67,600</u>	<u>\$ -</u>	<u>(12,667,743)</u>	<u>7,545</u>	<u>(12,660,198)</u>

STATEMENT B (CONTINUED)

TOWN OF BUCKSPORT, MAINE

STATEMENT OF ACTIVITIES  
FOR THE YEAR ENDED JUNE 30, 2015

	Governmental Activities	Business- type Activities	Totals
Changes in net position:			
Net (expense) revenue	(12,667,743)	7,545	(12,660,198)
General revenues:			
Taxes:			
Property taxes, levied for general purposes	10,057,873	-	10,057,873
Excise taxes	741,954	-	741,954
Grants and contributions not restricted to specific programs	1,500,291	-	1,500,291
Miscellaneous	559,109	64,674	623,783
Transfers	(18,607)	18,607	-
Total general revenues and transfers	12,840,620	83,281	12,923,901
Change in net position	172,877	90,826	263,703
NET POSITION - JULY 1, RESTATED	22,801,580	4,948,665	27,750,245
NET POSITION - JUNE 30	\$ 22,974,457	\$ 5,039,491	\$ 28,013,948

See accompanying independent auditors' report and notes to financial statements.

## STATEMENT C

## TOWN OF BUCKSPORT, MAINE

BALANCE SHEET - GOVERNMENTAL FUNDS  
JUNE 30, 2015

	General Fund	TIF Fund	All Nonmajor Funds	Total Governmental Funds
<b>ASSETS</b>				
Cash and cash equivalents	\$ 4,427,657	\$ -	\$ 120,072	\$ 4,547,729
Investments	7,533,928	-	169,593	7,703,521
Accounts receivable (net of allowance for uncollectibles):				
Taxes	10,337	-	-	10,337
Liens	287,805	-	-	287,805
Other	271,131	-	39,517	310,648
Note receivable	159,986	-	-	159,986
Inventory	13,254	-	-	13,254
Due from other funds	14,094	702,329	2,481,779	3,198,202
<b>TOTAL ASSETS</b>	<b>\$ 12,718,192</b>	<b>\$ 702,329</b>	<b>\$ 2,810,961</b>	<b>\$ 16,231,482</b>
<b>LIABILITIES</b>				
Accounts payable	\$ 198,436	\$ -	\$ -	\$ 198,436
Accrued payroll and related items	89,505	-	-	89,505
Due to other governments	635	-	-	635
Due to other funds	3,520,043	-	14,094	3,534,137
<b>TOTAL LIABILITIES</b>	<b>3,808,619</b>	<b>-</b>	<b>14,094</b>	<b>3,822,713</b>
<b>DEFERRED INFLOWS OF RESOURCES</b>				
Prepaid taxes	9,392	-	-	9,392
Deferred tax revenues	237,978	-	-	237,978
<b>TOTAL DEFERRED INFLOWS OF RESOURCES</b>	<b>247,370</b>	<b>-</b>	<b>-</b>	<b>247,370</b>
<b>FUND BALANCES</b>				
Nonspendable	13,254	-	140,198	153,452
Restricted	85,212	702,329	284,141	1,071,682
Committed	359,986	-	1,919,839	2,279,825
Assigned	542,548	-	465,267	1,007,815
Unassigned	7,661,203	-	(12,578)	7,648,625
<b>TOTAL FUND BALANCES</b>	<b>8,662,203</b>	<b>702,329</b>	<b>2,796,867</b>	<b>12,161,399</b>
<b>TOTAL LIABILITIES, DEFERRED INFLOWS OF RESOURCES AND FUND BALANCES</b>	<b>\$ 12,718,192</b>	<b>\$ 702,329</b>	<b>\$ 2,810,961</b>	<b>\$ 16,231,482</b>

See accompanying independent auditors' report and notes to financial statements.

## TOWN OF BUCKSPORT, MAINE

RECONCILIATION OF THE GOVERNMENTAL FUNDS BALANCE SHEET  
TO THE STATEMENT OF NET POSITION  
JUNE 30, 2015

	Total Governmental Funds
Total Fund Balances	\$ 12,161,399
Amounts reported for governmental activities in the Statement of Net Position are different because:	
Capital assets used in governmental activities are not financial resources and therefore are not reported in the funds, net of accumulated depreciation	11,180,188
Long-term assets are not available in the current period and therefore are not reported as assets in the funds:	
Receivable for long-term debt obligations from RSU No. 25	3,290,696
Other long-term assets are not available to pay for current-period expenditures and therefore are deferred in the funds shown above:	
Taxes and liens receivable	237,978
Deferred outflows of resources related to pensions are not financial resources and therefore are not reported in the funds	99,565
Long-term liabilities are not due and payable in the current period and therefore are not reported in the funds:	
Bonds payable	(3,290,696)
Accrued compensated absences	(179,041)
Net pension liability	(249,821)
Deferred inflows of resources related to pensions are not financial resources and therefore are not reported in the funds	<u>(275,811)</u>
Net position of governmental activities	<u>\$ 22,974,457</u>

See accompanying independent auditors' report and notes to financial statements.

## STATEMENT E

## TOWN OF BUCKSPORT, MAINE

STATEMENT OF REVENUES, EXPENDITURES AND CHANGES IN FUND BALANCES  
GOVERNMENTAL FUNDS  
FOR THE YEAR ENDED JUNE 30, 2015

	General Fund	TIF Fund	All Nonmajor Funds	Total Governmental Funds
REVENUES				
Taxes:				
Property	\$ 10,044,899	\$ -	\$ -	\$ 10,044,899
Excise	741,954	-	-	741,954
Intergovernmental	1,217,639	-	350,252	1,567,891
Charges for services	657,564	-	-	657,564
Miscellaneous revenues	466,834	-	92,275	559,109
TOTAL REVENUES	13,128,890	-	442,527	13,571,417
EXPENDITURES				
Current:				
General government	1,477,286	-	39,236	1,516,522
Protection	1,522,341	-	55,327	1,577,668
Public works	1,089,169	-	31,981	1,121,150
Health and sanitation	262,915	-	-	262,915
Community and social agencies	59,409	-	132,907	192,316
Education	6,455,417	-	-	6,455,417
Environment and housing	-	-	238,588	238,588
Recreation	222,603	-	35,927	258,530
Cemeteries	2,170	-	6,058	8,228
Tax increment financing agreement	-	839,353	-	839,353
County tax	272,132	-	-	272,132
Unclassified	82,161	-	-	82,161
Capital outlay	-	-	531,207	531,207
TOTAL EXPENDITURES	11,445,603	839,353	1,071,231	13,356,187
EXCESS (DEFICIENCY) OF REVENUES OVER (UNDER) EXPENDITURES	1,683,287	(839,353)	(628,704)	215,230
OTHER FINANCING SOURCES (USES)				
Transfers in	4,500	1,541,682	582,000	2,128,182
Transfers (out)	(2,139,094)	-	(7,695)	(2,146,789)
TOTAL OTHER FINANCING SOURCES (USES)	(2,134,594)	1,541,682	574,305	(18,607)
NET CHANGE IN FUND BALANCES	(451,307)	702,329	(54,399)	196,623
FUND BALANCES - JULY 1	9,113,510	-	2,851,266	11,964,776
FUND BALANCES - JUNE 30	\$ 8,662,203	\$ 702,329	\$ 2,796,867	\$ 12,161,399

See accompanying independent auditors' report and notes to financial statements.

## TOWN OF BUCKSPORT, MAINE

RECONCILIATION OF THE STATEMENT OF REVENUES, EXPENDITURES AND CHANGES  
IN FUND BALANCES OF GOVERNMENTAL FUNDS TO THE STATEMENT OF ACTIVITIES  
FOR THE YEAR ENDED JUNE 30, 2015

Net change in fund balances - total governmental funds (Statement E)	\$ <u>196,623</u>
Amounts reported for governmental activities in the Statement of Activities (Statement B) are different because:	
Governmental funds report capital outlays as expenditures while governmental activities report depreciation expense allocated to those expenditures over the life of the assets:	
Capital asset purchases	531,207
Capital asset disposals	-
Depreciation expense	<u>(645,985)</u>
	<u>(114,778)</u>
Revenues in the Statement of Activities that do not provide current financial resources are not reported.	
Taxes and liens receivable	<u>12,974</u>
Decrease in the receivable for long-term debt obligations from RSU No. 25	<u>(515,462)</u>
Deferred outflows of resources are a consumption of net position by the government that are applicable to a future reporting period and therefore are not reported in the funds.	<u>43,285</u>
Repayment of long-term debt principal is an expenditure in the governmental funds, but the repayment reduces long-term liabilities in the Statement of Net Position	<u>515,462</u>
Deferred inflows of resources are an acquisition of net position by the government that are applicable to a future reporting period and therefore are not reported in the funds.	<u>(275,811)</u>
Some expenses reported in the Statement of Activities do not require the use of current financial resources and therefore are not reported as expenditures in governmental funds:	
Accrued compensated absences	45,976
Net pension liability	<u>264,608</u>
	<u>310,584</u>
Change in net position of governmental activities (Statement B)	\$ <u><u>172,877</u></u>

See accompanying independent auditors' report and notes to financial statements.

## STATEMENT G

## TOWN OF BUCKSPORT, MAINE

## BALANCE SHEET – PROPRIETARY FUNDS

JUNE 30, 2015

	Enterprise Funds		
	Sewer Fund	Marina Fund	Totals
ASSETS			
Current assets:			
Cash and cash equivalents	\$ -	\$ 1,056	\$ 1,056
Investments	506,579	-	506,579
Accounts receivable (net of allowance for uncollectibles)	256,717	2,304	259,021
Inventory	-	3,888	3,888
Due from other funds	308,412	27,523	335,935
Total current assets	1,071,708	34,771	1,106,479
Noncurrent assets:			
Capital assets:			
Construction in progress	471,873	-	471,873
Land	676,899	-	676,899
Buildings	4,546,320	45,593	4,591,913
Building improvements	875,270	-	875,270
Furniture and fixtures	-	704	704
Infrastructure	5,645,073	25,813	5,670,886
Equipment	78,331	4,603	82,934
Vehicles	53,205	-	53,205
Total capital assets	12,346,971	76,713	12,423,684
Less: accumulated depreciation	(6,725,932)	(2,703)	(6,728,635)
Total noncurrent assets	5,621,039	74,010	5,695,049
TOTAL ASSETS	\$ 6,692,747	\$ 108,781	\$ 6,801,528
LIABILITIES			
Current liabilities:			
Accounts payable	\$ -	\$ -	\$ -
Accrued interest	6,973	-	6,973
Due to other funds	-	-	-
Current portion of long-term liabilities	101,696	-	101,696
Total current liabilities	108,669	-	108,669
Long-term liabilities:			
Bonds payable, net of current portion	1,653,368	-	1,653,368
Total long-term liabilities	1,653,368	-	1,653,368
TOTAL LIABILITIES	1,762,037	-	1,762,037
NET POSITION			
Net investment in capital assets	3,865,975	74,010	3,939,985
Unrestricted	1,064,735	34,771	1,099,506
TOTAL NET POSITION	4,930,710	108,781	5,039,491
TOTAL LIABILITIES AND NET POSITION	\$ 6,692,747	\$ 108,781	6,801,528

See accompanying independent auditors' report and notes to financial statements.

## STATEMENT H

## TOWN OF BUCKSPORT, MAINE

STATEMENT OF REVENUES, EXPENSES AND CHANGES IN NET POSITION  
 PROPRIETARY FUNDS  
 FOR THE YEAR ENDED JUNE 30, 2015

	Enterprise Funds		
	Sewer Fund	Marina Fund	Totals
OPERATING REVENUES			
Charges for services	\$ 703,318	\$ 51,894	\$ 755,212
Other	31,867	25,210	57,077
TOTAL OPERATING REVENUES	<u>735,185</u>	<u>77,104</u>	<u>812,289</u>
OPERATING EXPENSES			
Payroll	64,003	14,033	78,036
Supplies	47,192	143	47,335
Equipment, maintenance and repairs	20,757	15,998	36,755
Utilities	34,819	2,836	37,655
Fuel	6,528	29,656	36,184
Insurance	4,000	700	4,700
Depreciation	319,207	2,703	321,910
Contracted services	127,865	1,377	129,242
Other	28,162	4,112	32,274
TOTAL OPERATING EXPENSES	<u>652,533</u>	<u>71,558</u>	<u>724,091</u>
			-
OPERATING INCOME (LOSS)	<u>82,652</u>	<u>5,546</u>	<u>88,198</u>
NON-OPERATING REVENUES (EXPENSES)			
Interest income	7,597	-	7,597
Interest expense	(23,576)	-	(23,576)
Transfers in	15,412	3,195	18,607
Transfers (out)	-	-	-
TOTAL NON-OPERATING REVENUES (EXPENSES)	<u>(567)</u>	<u>3,195</u>	<u>2,628</u>
CHANGE IN NET POSITION	82,085	8,741	90,826
NET POSITION - JULY 1, RESTATED	<u>4,848,625</u>	<u>100,040</u>	<u>4,948,665</u>
NET POSITION - JUNE 30	<u>\$ 4,930,710</u>	<u>\$ 108,781</u>	<u>\$ 5,039,491</u>

See accompanying independent auditors' report and notes to financial statements.

## STATEMENT I

## TOWN OF BUCKSPORT, MAINE

STATEMENT OF CASH FLOWS - PROPRIETARY FUNDS  
FOR THE YEAR ENDED JUNE 30, 2015

	Enterprise Funds		
	Sewer Fund	Marina Fund	Totals
CASH FLOWS FROM OPERATING ACTIVITIES:			
Receipts from customers	\$ 682,396	\$ 73,555	\$ 755,951
Internal activity - receipts (payments) from/to other funds	(89,081)	(11,699)	(100,780)
Payments to suppliers	(269,239)	(54,826)	(324,065)
Payments to employees	(64,003)	(14,033)	(78,036) NET
CASH PROVIDED (USED) BY OPERATING ACTIVITIES	260,073	(7,003)	253,070
CASH FLOWS FROM INVESTING ACTIVITIES:			
(Purchase) sale of investments	(5,425)	-	(5,425)
Interest income	7,597	-	7,597
NET CASH PROVIDED (USED) BY INVESTING ACTIVITIES	2,172	-	2,172
CASH FLOWS FROM CAPITAL AND RELATED FINANCING ACTIVITIES:			
Purchase of capital assets	(153,391)		(153,391)
Transfers from other funds	15,412	3,195	18,607
Principal payments on bonds payable	(100,690)	-	(100,690)
Interest payments on bonds payable	(23,576)	-	(23,576)
NET CASH PROVIDED (USED) BY CAPITAL AND RELATED FINANCING ACTIVITIES	(262,245)	3,195	(259,050)
NET CHANGE IN CASH AND CASH EQUIVALENTS	-	(3,808)	(3,808)
CASH AND CASH EQUIVALENTS - JULY 1	-	4,864	4,864
CASH AND CASH EQUIVALENTS - JUNE 30	\$ -	\$ 1,056	\$ 1,056
RECONCILIATION OF OPERATING INCOME TO NET CASH PROVIDED BY OPERATING ACTIVITIES:			
Operating income	\$ 82,652	\$ 5,546	\$ 88,198
Adjustments to reconcile operating income to net cash provided by operating activities:			
Depreciation expense	319,207	2,703	321,910
Changes in operating assets and liabilities:			
(Increase) decrease in accounts receivable	(52,789)	(1,406)	(54,195)
(Increase) decrease in due from other funds	(89,081)	(11,699)	(100,780)
(Increase) decrease in inventory	-	(2,143)	(2,143)
(Increase) decrease in prepaid expenses	500	-	500
Increase (decrease) in accounts payable	-	(4)	(4)
Increase (decrease) in accrued interest	(416)	-	(416)
NET CASH PROVIDED (USED) BY OPERATING ACTIVITIES	\$ 260,073	\$ (7,003)	\$ 253,070
SUPPLEMENTAL DISCLOSURE OF CASH FLOW INFORMATION:			
Cash paid during the year for:			
Interest	\$ 23,576	\$ -	\$ 23,576

See accompanying independent auditors' report and notes to financial statements.

TOWN OF BUCKSPORT, MAINE  
NOTES TO FINANCIAL STATEMENTS  
JUNE 30, 2015

NOTE 1 - SUMMARY OF SIGNIFICANT ACCOUNTING POLICIES

**Reporting Entity**

The Town of Bucksport was incorporated under the laws of the State of Maine. The Town operates under the council-manager form of government and provides the following services: general government, protection, public works, health and sanitation, education, recreation, community and social agencies, and unclassified.

The Town's financial statements are prepared in accordance with generally accepted accounting principles (GAAP). The Governmental Accounting Standards Board (GASB) is responsible for establishing GAAP for state and local governments through its pronouncements (Statements and Interpretations). Governments are also required to follow the pronouncements of the Financial Accounting Standards Board (FASB) issued through November 30, 1989 (when applicable) that do not conflict with or contradict GASB pronouncements. Although the Town has the option to apply FASB pronouncements issued after that date to its business-type activities and enterprise funds, the Town has chosen not to do so.

The Town's combined financial statements include all accounts and all operations of the Town. We have determined that the Town has no component units as described in GASB Statement No. 14 and amended by GASB Statements No. 39 and No. 61.

**Government-Wide and Fund Financial Statements**

The Town's basic financial statements include both government-wide (reporting the Town as a whole) and fund financial statements (reporting the Town's major funds).

Both the government-wide and fund financial statements categorize primary activities as either governmental or business-type. The Town's sewer fund and marina fund are categorized as business-type activities. All other activities of the Town are categorized as governmental.

In the government-wide Statement of Net Position, both the governmental and business-type activities columns are (a) presented on a consolidated basis by column, and (b) are reported on a full accrual, economic resources basis, which recognizes all long-term assets and receivables as well as long-term debt and obligations. The Town's net position are reported in three parts – net investment in capital assets; restricted net position; and unrestricted net position. The Town first utilizes restricted resources to finance qualifying activities.

TOWN OF BUCKSPORT, MAINE  
NOTES TO FINANCIAL STATEMENTS  
JUNE 30, 2015

NOTE 1 - SUMMARY OF SIGNIFICANT ACCOUNTING POLICIES (CONTINUED)

The government-wide Statement of Activities reports both the gross and net cost of each of the Town's functions and business-type activities (general government, protection, etc.). The functions are also supported by general government revenues (property taxes, certain intergovernmental revenues, miscellaneous revenues, etc.). The Statement of Activities reduces gross expenses (including depreciation) by related program revenues, operating and capital grants. Program revenues must be directly associated with the function or a business-type activity. Operating grants include operating-specific and discretionary (either operating or capital) grants while the capital grants column reflects capital-specific grants. For the most part, the interfund activity has been eliminated from these government-wide financial statements.

The net costs (by function) are normally covered by general revenue (taxes, certain intergovernmental revenues and charges for services, etc.).

The Town does not allocate indirect costs. All costs are charged directly to the corresponding department.

The government-wide focus is more on the sustainability of the Town as an entity and the change in the Town's net position resulting from the current year's activities.

**Measurement Focus - Basic Financial Statements & Fund Financial Statements**

The financial transactions of the Town are reported in the individual funds in the fund financial statements. Each fund is accounted for by providing a separate set of self-balancing accounts that comprise its assets, deferred outflows of resources, liabilities, deferred inflows of resources, fund balances, revenues and expenditures/expenses. The various funds are reported by generic classification within the financial statements. Both fiduciary funds and component units that are fiduciary in nature have been excluded from these financial statements.

The following fund types are used by the Town:

1. Governmental Funds:

The focus of the governmental funds' measurement (in the fund statements) is upon determination of financial position (sources, uses, and balances of financial resources) rather than upon net income. The following is a description of the governmental funds of the Town:

- a. The General Fund is the general operating fund of the Town. It is used to account for all financial resources except those required to be accounted for in another fund.

TOWN OF BUCKSPORT, MAINE  
NOTES TO FINANCIAL STATEMENTS  
JUNE 30, 2015

NOTE 1 - SUMMARY OF SIGNIFICANT ACCOUNTING POLICIES (CONTINUED)

- b. Special Revenue Funds are used to account for the proceeds of specific revenue sources that are legally restricted to expenditures for specified purposes.
- c. Capital Projects Funds are used to account for financial resources to be used for the acquisition or construction of major capital facilities or equipment.
- d. Permanent Funds are used to account for assets held by the Town that are legally restricted pursuant to Title 30-A, §5653 of the Maine State Statutes, as amended, and unless otherwise specified, only earnings, and not principal, may be used for purposes that benefit the Town or its citizenry. The Town's policy for authorizing and spending investment income follows State statutes.

2. Proprietary Funds

The focus of proprietary fund measurement is upon determination of operating income, changes in net position, financial position, and cash flows. The generally accepted accounting principles applicable are those similar to businesses in the private sector. Operating revenues include charges for services, intergovernmental reimbursements and other miscellaneous fees which are a direct result of the proprietary activity. Non-operating revenues are any revenues which are generated outside of the general proprietary activity, i.e. interest income. The following is a description of the proprietary funds of the Town:

- a. Enterprise Funds are required to be used to account for operations for which a fee is charged to external users for goods or services and the activity (a) is financed with debt that is solely secured by a pledge of net revenues, (b) has third party requirements that the cost of providing services, including capital costs, be recovered with fees and charges or (c) established fees and charges based on a pricing policy designed to recover similar costs.

The emphasis in fund financial statements is on the major funds in either the governmental or business-type activities categories. Nonmajor funds by category are summarized into a single column, GASB Statement No. 34 sets forth minimum criteria (percentage of the assets, liabilities, revenues, or expenses of either the fund category or the governmental and enterprise combined) for the determination of major funds. The nonmajor funds are combined in a column in the fund financial statements.

TOWN OF BUCKSPORT, MAINE  
NOTES TO FINANCIAL STATEMENTS  
JUNE 30, 2015

NOTE 1 - SUMMARY OF SIGNIFICANT ACCOUNTING POLICIES (CONTINUED)

**Basis of Accounting**

Basis of accounting refers to when revenues and expenditures or expenses are recognized in the accounts and reported in the financial statements. Basis of accounting relates to the timing of the measurements made, regardless of the measurement focus applied.

1. Accrual

Governmental activities in the government-wide financial statements and fiduciary fund financial statements are presented on the accrual basis of accounting. Revenues are recognized when earned and expenses are recognized when incurred.

2. Modified Accrual

The governmental fund financial statements are presented on the modified accrual basis of accounting. Under the modified accrual basis of accounting, revenues are recorded when susceptible to accrual; i.e., both measurable and available. "Available" means collectible within the current period or soon enough thereafter to be used to pay liabilities of the current period. Expenditures are generally recognized under the modified accrual basis of accounting when the related liability is incurred. The exception to this general rule is that principal and interest on general obligation long-term debt, if any, is recognized when due.

**Budget**

The Town's policy is to adopt an annual budget for operations. The budget is presented on the modified accrual basis of accounting which is consistent with generally accepted accounting principles.

The following procedures are followed in establishing budgetary data reflected in the financial statements:

1. Early in the second half of the year the Town prepares a budget for the fiscal year beginning July 1. The operating budget includes proposed expenditures and the means of financing them.
2. A meeting of the Town Council was called for the purpose of adopting the proposed budget after public notice of the meeting was given.
3. The budget was adopted subsequent to passage by the Town Council.

TOWN OF BUCKSPORT, MAINE  
NOTES TO FINANCIAL STATEMENTS  
JUNE 30, 2015

NOTE 1 - SUMMARY OF SIGNIFICANT ACCOUNTING POLICIES (CONTINUED)

4. The Town does not adopt budgets for Special Revenue Funds.

**Deposits and Investments**

The Town's cash and cash equivalents are considered to be cash on hand, demand deposits and short-term investments with original maturities of three months or less from the date of acquisition. The Town's investment policy requires collateralization of accounts and deposits exceeding an amount equal to 25% of capital, surplus, and undivided profits as defined by the laws of the State of Maine.

It is the Town's policy to value investments at fair value. None of the Town's investments are reported at amortized cost. For purposes of the statement of cash flows, all highly liquid investments with a maturity of three months or less when purchased are considered to be cash equivalents. The Town Treasurer is authorized by State Statutes to invest all excess funds in the following:

- Obligations of the U.S. Government, its agencies and instrumentalities.
- Certificates of deposits and other evidences of deposits at banks, savings and loan associations, and credit unions.
- Repurchase agreements
- Money market mutual funds

**Inventories**

Inventories consist of expendable supplies held for consumption and are valued at cost. Under the consumption method, the costs of inventory items are recognized as expenditures when used. In the general fund, inventory consists of diesel fuel, gasoline, winter salt and sand and gravel. Inventory in the marina fund consists of gasoline and supplies. Inventories of supplies in the sewer fund are considered to be expenditures at the time of purchase and are not included in the sewer fund balance sheet.

**Interfund Receivables and Payables**

Transactions between funds that are representative of lending/borrowing arrangements outstanding at the end of the fiscal year are referred to as "due to/from other funds". While these balances are reported in fund financial statements, certain eliminations are made in the preparation of the government-wide financial statements. Any residual balances outstanding between governmental activities and business-type activities are reported in the governmental-wide financial statements as "internal balances".

TOWN OF BUCKSPORT, MAINE  
NOTES TO FINANCIAL STATEMENTS  
JUNE 30, 2015

NOTE 1 - SUMMARY OF SIGNIFICANT ACCOUNTING POLICIES (CONTINUED)

**Transactions Between Funds**

Legally authorized transfers are treated as interfund transfers and are included in the results of operations of both Governmental and Proprietary Funds.

**Allowance for Uncollectible Accounts**

The allowance for uncollectible accounts for the ambulance receivables and micro-loans was estimated to be \$161,952 and \$26,174, respectively, as of June 30, 2015.

**Capital Assets**

Capital assets purchased or acquired with an original cost of \$5,000 or more are reported at historical cost or estimated historical cost. Contributed assets are reported at fair market value as of the date received. Additions, improvements and other capital outlays that significantly extend the useful life of an asset are capitalized. Infrastructure such as streets, traffic signals, and signs are capitalized. Other costs incurred for repairs and maintenance are expensed as incurred. Depreciation on all assets is provided on the straight-line basis over the estimated useful lives.

The assets are valued at historical cost when available and estimated historical cost where actual invoices or budgetary data was unavailable. Donated fixed assets are valued at their estimated fair market value on the date received. All retirements have been recorded by eliminating the net carrying values.

Infrastructure assets include roads, bridges, underground pipe (other than related to independently owned utilities), traffic signals, etc. These infrastructure assets are likely to be the largest asset class of the Town. The Town has not retroactively recorded infrastructure.

Estimated useful lives are as follows:

Buildings and improvements	10 - 70 years
Infrastructure	20 - 50 years
Machinery and equipment	5 - 30 years
Vehicles	5 - 30 years

TOWN OF BUCKSPORT, MAINE  
NOTES TO FINANCIAL STATEMENTS  
JUNE 30, 2015

NOTE 1 - SUMMARY OF SIGNIFICANT ACCOUNTING POLICIES (CONTINUED)

**Long-term Obligations**

The accounting treatment of long-term debt depends on whether the assets are used in governmental fund operations or proprietary fund operations and whether they are reported in the government-wide or fund financial statements.

All long-term debt to be repaid from governmental and business-type resources is reported as liabilities in government-wide statements. The long-term debt consists primarily of bonds payable, compensated absences and net pension liability.

Long-term debt for governmental funds is not reported as liabilities in the fund financial statements. The debt proceeds are reported as other financing sources and payment of principal and interest reported as expenditures. The accounting for proprietary funds is the same in the fund statements as it is in the government-wide statements.

**Compensated Absences**

The Town's policies regarding vacation and sick time permit employees to accumulate earned but unused vacation and sick leave. The liability for these compensated absences is recorded as long-term debt in the government-wide financial statements. In the fund financial statements, governmental funds report only the compensated absence liability payable from expendable available financial resources, while the proprietary funds report the liability as it is incurred. As of June 30, 2015, the Town's liability for compensated absences is \$179,041.

**Pensions**

For purposes of measuring the net pension liability, deferred outflows of resources and deferred inflows of resources related to pensions, and pension expense, information about the fiduciary net position of the Participating Local District (PLD) Consolidated Plan and additions to/deductions from the PLD Consolidated Plan's fiduciary net position have been determined on the same basis as they are reported by the PLD Consolidated Plan. For this purpose, benefit payments (including refunds of employee contributions) are recognized when due and payable in accordance with the benefit terms. Investments are reported at fair value.

**Net Position**

Net position represents the difference between all other elements in a statement of financial position. Net investment in capital assets consists of capital assets, net of accumulated depreciation, reduced by the outstanding balances of any borrowing used

TOWN OF BUCKSPORT, MAINE  
NOTES TO FINANCIAL STATEMENTS  
JUNE 30, 2015

NOTE 1 - SUMMARY OF SIGNIFICANT ACCOUNTING POLICIES (CONTINUED)

for those assets, and adding back unspent proceeds. Net position is reported as restricted when there are limitations imposed on its use either through enabling legislations adopted by the Town or through external restrictions imposed by creditors, grantors or laws or regulations of other governments. Unrestricted net position is the net amount of the assets, deferred outflows of resources, liabilities, and deferred inflows of resources that are not included in the determination of net investment in capital assets or restricted net position.

**Fund Balance**

In the fund financial statements, fund balance for governmental funds is reported in classifications that comprise a hierarchy based primarily on the extent to which the Town is bound to honor constraints on the specific purpose for which amounts in the funds can be spent. Fund balance is reported in five components – nonspendable, restricted, committed, assigned and unassigned.

**Nonspendable** – This includes amounts that cannot be spent either because they are not in spendable form or because they are legally or contractually required to be maintained intact.

**Restricted** – This includes amounts that can be spent only for specific purposes because of constitutional provisions or enabling legislation or because of constraints that are externally imposed by creditors, grantors, contributors, or the laws or regulations of other governments.

**Committed** – This includes amounts that can be used only for specific purposes determined by a formal action of the inhabitants of the Town. The inhabitants of the Town through Town meetings and/or the Town Council are the highest level of decision-making authority of the Town. Commitments may be established, modified, or rescinded only through a Town meeting vote.

**Assigned** – This includes amounts that do not meet the criteria to be classified as restricted or committed but that are intended to be used for specific purposes. The authority for assigning fund balance is expressed by the Town Council.

**Unassigned** – This includes all other spendable amounts. The general fund is the only fund that reports a positive unassigned fund balance amount. Other governmental funds besides the general fund can only report a negative unassigned fund balance amount.

When an expenditure is incurred for purposes for which both restricted and unrestricted fund balances are available, the Town considers restricted funds to have

TOWN OF BUCKSPORT, MAINE  
NOTES TO FINANCIAL STATEMENTS  
JUNE 30, 2015

NOTE 1 - SUMMARY OF SIGNIFICANT ACCOUNTING POLICIES (CONTINUED)

been spent first. When an expenditure is incurred for which committed, assigned, or unassigned fund balances are available, the Town considers amounts to have been spent first out of assigned funds, and then unassigned funds, as needed.

**Deferred Outflows and Inflows of Resources**

In addition to assets, the statement of financial position and/or balance sheet will at times report a separate section for deferred outflows of resources. This separate financial statement element, *deferred outflows of resources*, represents a consumption of net position that applies to a future period(s) and so will not be recognized as an outflow of resources (expense/expenditure) until then. The Town has only one type of item, deferred outflows related to pensions. This item is reported in the statement of net position.

In addition to liabilities, the statement of financial position and or balance sheet will at times report a separate section for deferred inflows of resources. This separate financial statement element, *deferred inflows of resources*, represents an acquisition of net position that applies to a future period(s) and so will not be recognized as an inflow of resources (revenue) until that time. The Town has deferred tax revenues, which arises only under a modified accrual basis of accounting that qualifies for reporting in this category. Accordingly, this item is reported in the governmental funds balance sheet. Prepaid taxes also qualify for reporting in this category. This item is reported in both the statements of net position and governmental funds balance sheet. Deferred inflows related to pensions qualifies for reporting in this category as well. This item is reported only in the statement of net position. All items in this category are deferred and recognized as an inflow of resources in the period that the amounts become available.

**Revenue Recognition - Property Taxes - Modified Accrual Basis**

The Town's property tax for the current year was levied July 1, 2014 on the assessed value listed as of April 1, 2014, for all real and personal property located in the Town. Taxes were due in two installments on August 31, 2014 and March 31, 2015. Interest on unpaid taxes commenced on September 1, 2014 and April 1, 2015, at 7% per annum.

Property tax revenues are recognized when they become available. Available includes those property tax receivables expected to be collected within sixty days after year end. The remaining receivables have been recorded as deferred revenues.

The Town is permitted by the laws of the State of Maine to levy taxes up to 105% of its net budgeted expenditures for the related fiscal period. The amount raised in

TOWN OF BUCKSPORT, MAINE  
NOTES TO FINANCIAL STATEMENTS  
JUNE 30, 2015

NOTE 1 - SUMMARY OF SIGNIFICANT ACCOUNTING POLICIES (CONTINUED)

excess of 100% is referred to as overlay, and amounted to \$94,290 for the year ended June 30, 2015.

Tax liens are placed on real property within twelve months following the tax commitment date if taxes are delinquent. The Town has the authority to foreclose on property eighteen months after the filing of the lien if tax liens and associated costs remain unpaid.

**Program Revenues**

Program revenues include all directly related income items applicable to a particular program (grant income/expenses).

**Operating/Non-operating Proprietary Fund Revenues**

Operating revenues consist mainly of direct revenue sources and/or charges for services applicable to that fund.

**Encumbrance Accounting**

Encumbrances are not liabilities and, therefore, are not recorded as expenditures until receipt of material or service. For budgetary purposes, appropriations lapse at fiscal year-end. The Town does not utilize encumbrance accounting for its general fund.

**Use of Estimates**

During the preparation of the Town's financial statements, management is required to make estimates and assumptions that affect the reported amounts of assets, liabilities, and disclosure of contingent items as of the date of the financial statements and the reported amounts of revenues and expenses/expenditures during the reporting period. Actual results may differ from these estimates.

NOTE 2 - DEPOSITS AND INVESTMENTS

The Town's investment policies, which follow state statutes, require that all investments be made considering the safe and sound investment of principal and preservation of capital in the overall portfolio, maintenance of sufficient liquidity to meet day-to-day operations and other cash requirements and maximization of income, within established investment risk guidelines, with consistent cash flows throughout the budgetary cycle. These investment policies apply to all Town funds.

TOWN OF BUCKSPORT, MAINE  
NOTES TO FINANCIAL STATEMENTS  
JUNE 30, 2015

NOTE 2 – DEPOSITS AND INVESTMENTS (CONTINUED)

**Deposits:**

Custodial credit risk for deposits is the risk that, in the event of a failure of a depository financial institution, the Town will not be able to recover its deposits. The Town does not have a policy covering custodial credit risk for deposits. However, the Town maintains deposits in qualifying financial institutions that are a member of the FDIC or NCUSIF as defined in Title 30-A, Section 5706 of the Maine Revised Statutes. At June 30, 2015, the Town's cash balance of \$4,548,785 was comprised of bank deposits amounting to \$4,553,402. Of these bank deposits, \$775,242 was insured by federal depository insurance and consequently was not exposed to custodial credit risk, \$3,741,077 was collateralized with securities held by the financial institution in the Town's name and \$37,083 was covered by the Securities Investors Protection Corporation (SIPC).

<u>Account Type</u>	<u>Bank Balance</u>
Checking accounts	\$ 2,747,447
Repurchase agreement	142,703
Money market account	1,626,169
Cash and cash equivalents	<u>37,083</u>
	<u>\$ 4,553,402</u>

**Investments:**

Custodial credit risk for investments is that, in the event of failure of the counterparty, the Town will not be able to recover the value of its investments or collateral securities that are in possession of an outside party. Currently, the Town does not have a policy for custodial credit risk for investments.

At June 30, 2015, the Town's investments of \$8,210,100 were comprised of \$23,945 of stocks that are registered in the Town's name, held by the Town and therefore not exposed to custodial credit risk. \$90,808 of open-ended mutual funds was collateralized and not exposed to custodial credit risk. \$608,523 of equities and fixed income was covered by the Securities Investors Protection Corporation (SIPC) or was collateralized with securities held by the financial institution in the Town's name. \$7,486,824 of certificates of deposit was collateralized with securities held by the financial institution in the Town's name.

TOWN OF BUCKSPORT, MAINE  
NOTES TO FINANCIAL STATEMENTS  
JUNE 30, 2015

NOTE 2 - DEPOSITS AND INVESTMENTS (CONTINUED)

At June 30, 2015, the Town had the following investments and maturities:

Investment Type	Fair Value	Not Applicable	Less than 1 Year	1 - 5 Years
Certificates of deposit	\$ 7,486,824	\$ -	5,214,690	\$ 2,272,134
Mutual funds - open-ended	90,808	90,808	-	-
Equities	144,015	144,015	-	-
Fixed income	464,508	337,849	50,592	76,067
Stocks	23,945	23,945	-	-
	<u>\$ 8,210,100</u>	<u>\$ 596,617</u>	<u>\$ 5,265,282</u>	<u>\$ 2,348,201</u>

Credit risk – Statutes for the State of Maine authorize the Town to invest in obligations of the U.S. Treasury, agencies and instrumentalities, other states and Canada, provided such securities are rated within the three highest grades by an approved rating service of the State of Maine, corporate stocks and bonds within statutory limits, financial institutions, mutual funds and repurchase agreements. The Town does not have an investment policy on credit risk. Generally, the Town invests excess funds in money market accounts and various certificates of deposit.

Interest rate risk – is the risk that changes in interest rates will adversely affect the fair value of an investment. The Town does not have a policy related to interest rate risk.

The Town has determined that it has complied with state and federal laws governing the investment of public funds.

NOTE 3 - INTERFUND RECEIVABLES AND PAYABLES

Interfund balances at June 30, 2015 consisted of the following individual fund receivables and payables:

	Receivables (Due from)	Payables (Due to)
General Fund	\$ 14,094	\$ 3,520,043
TIF Fund	702,329	-
Nonmajor Special Revenue Funds	378,683	13,440
Nonmajor Capital Projects Funds	2,017,152	-
Nonmajor Permanent Funds	85,944	654
Enterprise Funds	<u>335,935</u>	<u>-</u>
	<u>\$ 3,534,137</u>	<u>\$ 3,534,137</u>

TOWN OF BUCKSPORT, MAINE  
NOTES TO FINANCIAL STATEMENTS  
JUNE 30, 2015

NOTE 4 - CAPITAL ASSETS

The following is a summary of changes in capital assets for the year ended June 30, 2015:

	Balance, 7/1/14 (Restated)	Additions	Disposals	Balance, 6/30/15
<u>Governmental activities</u>				
Non-depreciated assets:				
Land	\$ 1,516,122	\$ -	\$ -	\$ 1,516,122
Construction in progress	1,492,100	181,257	-	1,673,357
Artwork	11,450	-	-	11,450
	<u>3,019,672</u>	<u>181,257</u>	<u>-</u>	<u>3,200,929</u>
Depreciated assets:				
Buildings	3,816,046	-	-	3,816,046
Building improvements	1,055,092	4,470	-	1,059,562
Furniture and fixtures	5,368	-	-	5,368
Equipment	1,422,298	39,922	-	1,462,220
Vehicles	2,659,995	305,558	(54,396)	2,911,157
Infrastructure	11,625,107	-	-	11,625,107
	<u>20,583,906</u>	<u>349,950</u>	<u>(54,396)</u>	<u>20,879,460</u>
Less: accumulated depreciation	(12,308,612)	(645,985)	54,396	(12,900,201)
	<u>8,275,294</u>	<u>(296,035)</u>	<u>-</u>	<u>7,979,259</u>
Net governmental capital assets	\$ 11,294,966	\$ (114,778)	\$ -	\$ 11,180,188
	Balance, 7/1/14 (Restated)	Additions	Disposals	Balance, 6/30/15
<u>Business-type activities</u>				
Non-depreciated assets:				
Land	\$ 676,899	\$ -	\$ -	\$ 676,899
Construction in progress	318,482	153,391	-	471,873
	<u>995,381</u>	<u>153,391</u>	<u>-</u>	<u>1,148,772</u>
Depreciated assets:				
Buildings	4,591,913	-	-	4,591,913
Building improvements	875,270	-	-	875,270
Furniture and fixtures	704	-	-	704
Equipment	82,934	-	-	82,934
Vehicles	53,205	-	-	53,205
Infrastructure	5,670,886	-	-	5,670,886
	<u>11,274,912</u>	<u>-</u>	<u>-</u>	<u>11,274,912</u>
Less: accumulated depreciation	(6,406,725)	(321,910)	-	(6,728,635)
	<u>4,868,187</u>	<u>(321,910)</u>	<u>-</u>	<u>4,546,277</u>
Net business-type capital assets	\$ 5,863,568	\$ (168,519)	\$ -	\$ 5,695,049

TOWN OF BUCKSPORT, MAINE  
NOTES TO FINANCIAL STATEMENTS  
JUNE 30, 2015

NOTE 4 - CAPITAL ASSETS (CONTINUED)

<u>Current year depreciation:</u>	
General government	\$ 90,361
Protection	137,567
Public works	332,749
Health and sanitation	12,992
Recreation	72,316
Total governmental activities depreciation expense	<u>645,985</u>
Sewer fund	319,207
Marina	2,703
Total business-type activities depreciation expense	<u>321,910</u>
Total depreciation expense	<u>\$ 967,895</u>

NOTE 5 - NOTE RECEIVABLE

On December 5, 2011, the Town entered into a note receivable from Chambers Realty LLC for an assisted living facility. The original amount of the note was for \$200,000 with 0% interest. As long as the property is maintained and operated as an assisted living facility for 15 years in accordance with the terms set forth in the agreement, there shall be no payments due from the borrower in repayment of the loan and the loan shall be forgiven at the end of the 15 year period. The following is a summary of changes in the note receivable for the year ended June 30, 2015:

	Balance, 7/1/14	Additions	Deletions	Balance, 6/30/15
Note receivable	<u>\$ 173,324</u>	<u>\$ -</u>	<u>\$ (13,338)</u>	<u>\$ 159,986</u>
Totals	<u>\$ 173,324</u>	<u>\$ -</u>	<u>\$ (13,338)</u>	<u>\$ 159,986</u>

NOTE 6 - LONG-TERM RECEIVABLE

As of July 1, 2009, the Bucksport school department became a member of Regional School Unit (RSU) No. 25. The RSU Plan requires that the RSU be responsible for payment of all school-related long-term debt on behalf of the Town. As of June 30, 2015, a long-term receivable has been recorded for \$3,290,696, which represents school-related general obligation bonds. The State of Maine Department of Education is responsible for paying approximately 92% of the debt service on general obligation bonds directly to the Maine Municipal Bond Bank. The remaining debt service for bonds is paid by the RSU.

TOWN OF BUCKSPORT, MAINE  
NOTES TO FINANCIAL STATEMENTS  
JUNE 30, 2015

NOTE 7 - LONG TERM DEBT

The following is a summary of changes in the long-term debt for the year ended June 30, 2015:

	Balance, 7/1/14 (Restated)	Additions	Deletions	Balance, 6/30/15	Current Portion
<u>Governmental activities:</u>					
Bonds payable	\$ 3,806,158	\$ -	\$ (515,462)	\$ 3,290,696	\$ 411,337
Accrued compensated					
absences	225,017	-	(45,976)	179,041	179,041
Net pension liability	514,429	43,285	(307,893)	249,821	59,370
Totals	<u>\$ 4,545,604</u>	<u>\$ 43,285</u>	<u>\$ (869,331)</u>	<u>\$ 3,719,558</u>	<u>\$ 649,748</u>

	Balance, 7/1/14	Additions	Deletions	Balance, 6/30/15	Current Portion
<u>Business-type activities:</u>					
Bonds payable	\$ 1,855,754	\$ -	\$ (100,690)	\$ 1,755,064	\$ 101,696
Totals	<u>\$ 1,855,754</u>	<u>\$ -</u>	<u>\$ (100,690)</u>	<u>\$ 1,755,064</u>	<u>\$ 101,696</u>

The following is a summary of outstanding bonds payable:

Governmental activities:

\$8,226,730, 2002 General Obligation Bonds due in annual principal payments of \$411,336, through November of 2022. Interest is charged at a rate varying from 3.050% to 5.250% per annum.

\$ 3,290,696

Total governmental activities

3,290,696

Business-type activities:

\$2,151,880, 2010 General Obligation Bonds due in annual installments, calculated using the level debt method, through October of 2030. Interest is charged at a rate of 1.00% per annum.

1,755,064

Total business-type activities

1,755,064

Total Bonds Payable

\$ 5,045,760

TOWN OF BUCKSPORT, MAINE  
NOTES TO FINANCIAL STATEMENTS  
JUNE 30, 2015

NOTE 7 - LONG TERM DEBT (CONTINUED)

The following is a summary of outstanding bond principal and interest requirements for the next five fiscal years ending June 30:

	Governmental Activities			Business-type Activities		Principal Total Debt Service
	General Obligation			Sewer		
	Principal	Credit	Interest	Principal	Interest	
2016	\$ 411,337	\$ -	\$ 134,540	\$ 101,696	\$ 22,979	\$ 670,552
2017	411,337	-	113,345	102,713	21,957	649,352
2018	411,337	-	91,876	103,741	20,924	627,878
2019	411,337	-	70,418	104,778	19,881	606,414
2020	411,337	-	48,903	105,826	18,828	584,894
2021-2025	1,234,011	(22,481)	37,940	545,216	77,969	1,872,655
2026-2030	-	-	-	573,028	50,012	623,040
2031-2035	-	-	-	118,066	6,523	124,589
	<u>\$ 3,290,696</u>	<u>\$ (22,481)</u>	<u>\$ 497,022</u>	<u>\$ 1,755,064</u>	<u>\$ 239,073</u>	<u>\$ 5,759,374</u>

All bonds payable are direct obligations of the Town, for which its full faith and credit are pledged. The Town is not obligated for any special assessment debt. All debt is payable from taxes levied on all taxable property within the Town. Principal credit represents the Town's portion of savings realized by the Maine Municipal Bond Bank upon debt refunding, amortized over the remaining life of the bond.

NOTE 8 - NONSPENDABLE FUND BALANCES

At June 30, 2015, the Town has the following nonspendable fund balances:

General fund:	
Inventory	\$ 13,254
Nonmajor permanent funds (Schedule I)	<u>140,198</u>
	<u>\$ 153,452</u>

TOWN OF BUCKSPORT, MAINE  
NOTES TO FINANCIAL STATEMENTS  
JUNE 30, 2015

NOTE 9 - RESTRICTED FUND BALANCES

At June 30, 2015, the Town has the following restricted fund balances:

General fund:	
Highway block grant	\$ 20,470
State revenue sharing	64,742
TIF fund	702,329
Nonmajor special revenue funds (Schedule E)	216,220
Nonmajor permanent funds (Schedule I)	67,921
	<u>\$ 1,071,682</u>

NOTE 10 - COMMITTED FUND BALANCES

At June 30, 2015, the Town has the following committed fund balances:

General fund:	
Amount committed for FY 2016 budget	\$ 200,000
Loans receivable	159,986
Nonmajor capital projects funds (Schedule G)	1,919,839
	<u>\$ 2,279,825</u>

NOTE 11 - ASSIGNED FUND BALANCES

At June 30, 2015, the Town has the following assigned fund balances:

General fund:	
Education	\$ 531,328
Solid waste	11,220
Nonmajor special revenue funds (Schedule E)	367,954
Nonmajor capital projects funds (Schedule G)	97,313
	<u>\$ 1,007,815</u>

TOWN OF BUCKSPORT, MAINE  
NOTES TO FINANCIAL STATEMENTS  
JUNE 30, 2015

NOTE 12 - OVERLAPPING DEBT

The Town is contingently liable for its proportionate share of any defaulted debt by entities of which it is a member. At June 30, 2015, the Town's share was approximately:

	<u>Outstanding Debt</u>	<u>Town's Percentage</u>	<u>Total Share</u>
County of Hancock	\$ 336,500	5.20%	\$ 17,498
RSU #25	5,406,758	66.99%	<u>3,621,987</u>
			<u>\$ 3,639,485</u>

NOTE 13 - RISK MANAGEMENT

The Town is a member of the Maine Municipal Association – Worker Compensation Trust Fund (“Fund”). The Fund was created to formulate, develop and administer a program of modified self-funding for the Fund's membership, obtain lower costs for worker's compensation coverage and develop a comprehensive loss control program. The Town pays an annual premium to the fund for its worker's compensation coverage. The Town's agreement with the Fund provides that the fund will be self-sustaining through member premiums and will provide, through commercial companies' reinsurance contracts, coverage for claims in excess of \$1,000,000.

The Town has its liability insurance through the Maine Municipal Association. The Town pays an annual premium for its property and liability coverage. Under the property coverage portion of the policy, coverage is provided after a \$1,000 per occurrence deductible is met; the current total property value is \$10,722,683. Under the general liability portion of the policy, the limit is \$400,000 per occurrence for causes of action pursuant to the Maine Tort Claims Act. Coverage is limited to those areas for which governmental immunity has been expressly waived and \$2,000,000 per occurrence for causes of action pursuant to federal law or state law for which immunity is not proved by the Maine Tort Claims Act. The same limit applies for Law Enforcement after a \$1,000 per occurrence deductible is met. For public official liability and employment practices liability, the coverage is \$2,000,000 per occurrence and \$4,000,000 aggregate with a \$5,000 deductible.

Based on the coverage provided by the insurance purchased, the Town is not aware of any material actual or potential claim liabilities which should be recorded as of June 30, 2015. There were no significant reductions in insurance coverage from that of the prior year and amounts of settlements have not exceeded insurance coverage in the past three years.

TOWN OF BUCKSPORT, MAINE  
NOTES TO FINANCIAL STATEMENTS  
JUNE 30, 2015

NOTE 14 - LANDFILL CLOSURE AND POSTCLOSURE CARE COSTS

The Town of Bucksport's landfill is at 100% capacity to date. Therefore, the estimated remaining landfill life is zero years. Federal and state laws require that certain post closure care be met. The Town estimates that on an annual basis, some immaterial costs will be incurred for post closure care. The annual amount will be paid for within the Town's annual operating budget.

NOTE 15 - DEFINED BENEFIT PENSION PLAN

MAINE PUBLIC EMPLOYEES RETIREMENT SYSTEM

**Plan Description**

Town employees contribute to the Maine Public Employees Retirement System (MainePERS), a cost-sharing multiple-employer defined benefit pension plan established by the Maine State Legislature. Title 5 of the Maine Revised Statutes Annotated assigns the authority to establish and amend benefit provisions to the Participating Local District (PLD) Consolidated Plan's advisory group, which reviews the terms of the plan and periodically makes recommendations to the Legislature to amend the terms. The Maine Public Employees Retirement System issues a publicly available financial report that includes financial statements and required supplementary information for the Consolidated Plan. That report may be obtained online at [www.maineopers.org](http://www.maineopers.org) or by contacting the System at (800) 451-9800.

**Benefits Provided**

The Maine Public Employees Retirement System provides retirement and disability benefits, annual cost-of-living adjustments and death benefits to plan members and beneficiaries. The System's retirement programs provide defined retirement benefits based on members' average final compensation and service credit earned as of retirement. Vesting (i.e., eligibility for benefits upon reaching qualification) occurs upon the earning of five years of service credit (effective October 1, 1999, the prior ten year requirement was reduced by legislative action to five years for employees of PLDs). In some cases, vesting occurs on the earning of one year of service credit immediately preceding retirement at or after normal retirement age. For PLD members, normal retirement age is 60. The monthly benefit of members who retire before normal retirement age by virtue of having at least 25 years of service credit is reduced by a statutorily prescribed factor for each year of age that a member is below her/his normal retirement age at retirement. The System also provides disability and death benefits which are established by contract with PLD employers under applicable statutory provisions.

TOWN OF BUCKSPORT, MAINE  
NOTES TO FINANCIAL STATEMENTS  
JUNE 30, 2015

NOTE 15 - DEFINED BENEFIT PENSION PLAN (CONTINUED)

Upon termination of membership, members' accumulated employee contributions are refundable with interest, credited in accordance with statute. Withdrawal of accumulated contributions results in forfeiture of all benefits and membership rights. The annual rate of interest credited to members' accounts is set by the System's Board of Trustees and is currently 5.0%.

**Contributions**

Retirement benefits are funded by contributions from members and employers and by earnings on investments. Disability and death benefits are funded by employer normal cost contributions and by investment earnings. The Town's police and fire department employees are part of the PLD's special plan "4N" and are required to contribute 8.0% of their annual covered salary, while all other employees are part of the PLD's plan "AN" and are required to contribute 7.0% of their annual covered salary and the Town is required to contribute at an actuarially determined rate. The current rates for special plan "4N" and plan "AN" are 4.0% and 4.1%, respectively of covered payroll. The contribution rates of plan members and the Town are established and may be amended by the Maine Public Employee Retirement Systems advisory group. The Town's contribution to the MainePERS PLD Consolidated Plan for the year ended June 30, 2015 was \$68,195.

As of June 30, 2015, the Town had an individual un-pooled pension asset of \$484,505. This was effective June 30, 1996 when the Town withdrew from the Maine State Retirement System and opted not to join the PLD Consolidated Plan. The Town has received a distribution of their individual un-pooled pension asset at June 30, 2015. It is the Town's intent to use a portion of this asset as an offset to cover the cost of current and future contributions due to fund the plan. The Town's contributions for the year ended June 30, 2015 have been adjusted accordingly and reflect the gross contributions due for service prior to applying the offset from this asset.

**Pension Liabilities, Pension Expense, and Deferred Outflows of Resources and Deferred Inflows of Resources Related to Pensions**

At June 30, 2015, the Town reported a liability of \$249,821 for its proportionate share of the net pension liabilities for the plan. The net pension liabilities were measured as of June 30, 2014, and the total pension liabilities used to calculate the net pension liabilities was determined by an actuarial valuation as of that date. The Town's proportion of the net pension liabilities were based on a projection of the Town's long-term share of contributions to each pension plan relative to the projected contributions of all PLDs, actuarially determined. At June 30, 2014, the Town's proportion was 0.162347%, which was a decrease of 0.004535% from its proportion measured as of June 30, 2013.

TOWN OF BUCKSPORT, MAINE  
NOTES TO FINANCIAL STATEMENTS  
JUNE 30, 2015

NOTE 15 - DEFINED BENEFIT PENSION PLAN (CONTINUED)

For the year ended June 30, 2015, the Town recognized total pension expense of \$32,082. At June 30, 2015, the Town reported deferred outflows of resources and deferred inflows of resources related to pensions from the following sources:

	PLD Plan	
	Deferred Outflows of Resources	Deferred Inflows of Resources
Differences between expected and actual experience	\$ 31,370	\$ -
Changes of assumptions	-	-
Net difference between projected and actual earnings on pension plan investments	-	265,326
Changes in proportion and differences between contributions and proportionate share of contributions	-	10,485
Contributions subsequent to the measurement date	68,195	-
Total	\$ 99,565	\$ 275,811

\$68,195 reported as deferred outflows of resources related to pensions resulting from Town contributions subsequent to the measurement date will be recognized as a reduction of the net pension liability in the year ended June 30, 2016. Other amounts reported as deferred outflows of resources and deferred inflows of resources related to pensions will be recognized in pension expense as follows:

	PLD Plan
Year ended June 30:	
2016	\$ 59,370
2017	59,370
2018	59,371
2019	66,332
2020	-
Thereafter	-

TOWN OF BUCKSPORT, MAINE  
NOTES TO FINANCIAL STATEMENTS  
JUNE 30, 2015

NOTE 15 - DEFINED BENEFIT PENSION PLAN (CONTINUED)

**Actuarial Methods and Assumptions**

The collective total pension liability for the Plan was determined by an actuarial valuation as of June 30, 2014 and 2013, using the following methods and assumptions applied to all periods included in the measurement:

*Actuarial Cost Method*

The Entry Age Normal actuarial funding method is used to determine costs. Under this funding method, the total employer contribution rate consists of two elements: the normal cost rate and the unfunded actuarial liability (UAL) rate.

The individual entry age normal method is used to determine liabilities. Under the individual entry age normal method, a normal cost rate is calculated for each employee. This rate is determined by taking the value, as of age at entry into the plan, of the member's projected future benefits, and dividing it by the value, also as of the member's entry age, of his or her expected future salary. The normal cost for each employee is the product of his or her pay and his or her normal cost rate. The normal cost for the group is the sum of the normal costs for all members.

Experience gains and losses, i.e., decreases or increases in liabilities and/or in assets when actual experience differs from the actuarial assumptions, affect the unfunded actuarial accrued liability.

*Asset Valuation Method*

The actuarial valuation employs a technique for determining the actuarial value of assets which dampens the swing in the market value. The specific technique adopted in this valuation recognizes in a given year one-third of the investment return that is different from the actuarial assumption for investment return.

*Amortization*

The net pension liability of the PLD Consolidated Plan is amortized on an open basis over a period of fifteen years.

Significant actuarial assumptions employed by the actuary for funding purposes as of June 30, 2014 and June 30, 2013 are as follows:

*Investment Rate of Return* - For the PLD Plan, 7.25% per annum, compounded annually.

TOWN OF BUCKSPORT, MAINE  
NOTES TO FINANCIAL STATEMENTS  
JUNE 30, 2015

NOTE 15 - DEFINED BENEFIT PENSION PLAN (CONTINUED)

**Actuarial Methods and Assumptions (Continued)**

*Salary Increases, Merit and Inflation* - Members of the consolidated plan for PLDs, 3.50% to 9.50% per year.

*Mortality Rates* - For participating local districts, the RP2000 Tables projected forward to 2015 using Scale AA are used; for all recipients of disability benefits, the Revenue Ruling 96-7 Disabled Mortality Table for Males and Females is used.

*Cost of Living Benefit Increases* - 3.12% for participating local districts.

The long-term expected rate of return on pension plan assets was determined using a building-block method in which best-estimate ranges of expected future real rates of return (expected returns, net of pension plan investment expense and inflation) are developed for each major class of assets. These ranges are combined to produce the long-term expected rate of return by weighting the expected future real rates of return by the target asset allocation percentage and by adding expected inflation. Best estimates of arithmetic real rates of return for each major asset class included in the pension plan's target asset allocation as June 30, 2014 are summarized in the following table:

Asset Class	PLD Plan	
	Target Allocation	Long-term Expected Real Rate of Return
US equities	20%	5.2%
Non-US equities	20%	5.5%
Private equity	10%	7.6%
Real assets:		
Real estate	10%	3.7%
Infrastructure	10%	4.0%
Hard assets	5%	4.8%
Fixed income	25%	0.0%

TOWN OF BUCKSPORT, MAINE  
NOTES TO FINANCIAL STATEMENTS  
JUNE 30, 2015

NOTE 15 - DEFINED BENEFIT PENSION PLAN (CONTINUED)

**Actuarial Methods and Assumptions (Continued)**

*Discount Rate*

The discount rate used to measure the collective total pension liability was 7.25% for 2014 and 2013. The projection of cash flows used to determine the discount rate assumed that plan member contributions will be made at the current contribution rate and that employer and non-employer entity contributions will be made at contractually required rates, actuarially determined. Based on these assumptions, the pension plan's fiduciary net position was projected to be available to make all projected future benefit payments to current plan members. Therefore, the long-term expected rate of return on pension plan investments was applied to all periods of projected benefit payments to determine the total pension liability.

The following table shows how the collective net pension liability/(asset) as of June 30, 2014 would change if the discount rate used was one percentage point lower or one percentage point higher than the current rate. The current rate is 7.25% for the PLD Consolidated Plan.

	1% Decrease	Discount Rate	1% Increase
<u>PLD Plan:</u>			
Discount rate	6.25%	7.25%	8.25%
Town's proportionate share of the net pension liability	\$ 779,369	\$ 249,821	\$ (192,815)

**Changes in Net Pension Liability**

Changes in net pension liability are recognized in pension expense for the year ended June 30, 2014 with the following exceptions.

*Differences between Expected and Actual Experience*

The difference between expected and actual experience with regard to economic or demographic factors were recognized in pension expense using a straight-line amortization method over a closed period equal to the average expected remaining service lives of active and inactive members in each plan. For 2014, this was 4 years for the PLD Consolidated Plan.

TOWN OF BUCKSPORT, MAINE  
NOTES TO FINANCIAL STATEMENTS  
JUNE 30, 2015

NOTE 15 - DEFINED BENEFIT PENSION PLAN (CONTINUED)

**Changes in Net Pension Liability (Continued)**

*Differences between Projected and Actual Investment Earnings*

Differences between projected and actual investment earnings were recognized in pension expense using a straight-line amortization method over a closed five-year period.

*Changes in Assumptions*

Differences due to changes in assumptions about future economic or demographic factors or other inputs were recognized in pension expense using a straight-line amortization method over a closed period equal to the average expected remaining service lives of active and inactive members in each plan. There were no changes in assumptions for the PLD Consolidated Plan.

*Changes in Proportion and Differences between Employer Contributions and Proportionate Share of Contributions*

Differences resulting from a change in proportionate share of contributions and differences between total employer contributions and the employer's proportionate share of contributions were recognized in pension expense using a straight-line amortization method over a closed period equal to the average expected remaining service lives of active and inactive members in each plan. Differences between total employer contributions and the employer's proportionate share of contributions may arise when an employer has a contribution requirement for an employer specific liability.

**Pension Plan Fiduciary Net Position**

Additional financial and actuarial information with respect to the Plan can be found in the MainePERS' 2014 Comprehensive Annual Financial Report available online at [www.mainebers.org](http://www.mainebers.org) or by contacting the System at (800) 451-9800.

NOTE 16 – DEFERRED COMPENSATION PENSION PLAN

INTERNATIONAL CITY MANAGERS ASSOCIATION - RETIREMENT CORPORATION

The Town offers its employees a deferred compensation plan created in accordance with Internal Revenue Code Section 457. The plan, available to all employees, permits the employee to defer a portion of salary until future years. There is no employer match by the Town. The deferred compensation is not available to employees until termination, retirement, death or unforeseen emergency.

TOWN OF BUCKSPORT, MAINE  
NOTES TO FINANCIAL STATEMENTS  
JUNE 30, 2015

NOTE 16 – DEFERRED COMPENSATION PENSION PLAN (CONTINUED)

All amounts of compensation deferred under the plan, all property and rights purchased with those amounts, and all income attributable to those amounts, property, or rights are (until paid or made available to the employee or other beneficiary) to be held in a trust for the exclusive benefit of the participants and their beneficiaries.

It is the opinion of the Town's management that the Town has no liability for losses under the plan but does have the duty of due care that would be required of an ordinary prudent investor.

NOTE 17 - OTHER POSTEMPLOYMENT BENEFITS

The Town, in accordance with its current life insurance company agreement, provides life insurance benefits to eligible retirees and their spouses. Retired plan members and beneficiaries currently receiving benefits are required to contribute specified amounts towards the cost of receiving benefits under the Town's life insurance benefits program.

Funding policy – The Town currently funds claims and administrative costs for postemployment benefits through its life insurance company or through current year expenditures.

The current census of Town benefit participants as of June 30, 2015 was seventeen participants. Total expenditures for the year ended June 30, 2015 were \$2,093.

NOTE 18 - TAX INCREMENT FINANCING AGREEMENT

On March 20, 1997, the Bucksport Town Council approved the Champion International Tax Increment Financing District (TIF) and adopted a development program for the District as authorized pursuant to Chapter 207 of Title 30-A of the Maine Revised Statutes as amended. The development program for the district was amended March 27, 2000. The original valuation of the property (adjusted for revised assessment) is \$64,993,368; \$45,178,331 in TIF captured value was added, bringing the 2014-15 valuation of the property to \$114,774,430. Seventy-five percent of the property taxes to be generated on the improvements within the District will be returned to the developer while the remaining 25% will be kept by the Town to fund a development plan as approved by the Office of Economic and Community Development on March 31, 1997. The District expires after a twenty-year period and all tax revenues will be returned to the general operating fund of the Town. The TIF agreement was amended on March 27, 2000. Ownership of the District was transferred to International Paper in 2003.

TOWN OF BUCKSPORT, MAINE  
NOTES TO FINANCIAL STATEMENTS  
JUNE 30, 2015

NOTE 18 - TAX INCREMENT FINANCING AGREEMENT (CONTINUED)

On October 28, 2010, the Bucksport Town Council voted to approve the second amendment request on the now "Verso Bucksport" TIF District, extending the District life by 10 years through March 31, 2027 along with certain other amendments to the Development Plan, consistent with MRSA 30-A § 5224. The Office of Economic and Community Development approved the amendment request on March 22, 2011.

In addition, Verso Paper requested a new thirty-year TIF District, which includes new electrical energy capacity by reconfiguration of its energy plant, modifying the waste fuel biomass boiler and adding a 20-30 megawatt turbine. The Bucksport Town Council voted to approve the request on October 28, 2011. It was approved by the Office of Economic and Community Development on March 29, 2012. The new District captures 100% of the taxable improvements and returns 75% of the captured revenues to the Company to help finance a portion of the project. The Development Plan will finance public improvements outside, but directly related to, the District. The original valuation of the property was \$18,207,173; \$38,257,664 in TIF captured value was added, bringing the 2014-15 valuation of the property to \$56,602,944.

Due to the closure of the mill, the two TIFs related to the mills are being eliminated in agreement with the new owners of the site in order to provide a clean slate for the property. The new owners may apply for other TIFs depending on the nature of the redevelopment of the site.

On March 27, 2003, the Bucksport Town Council approved a Tax Increment Financing District for Ellis & Guerrette. The original valuation of the property was \$28,300; \$1,076,340 in TIF captured value was added, bringing the 2014-15 valuation of the property to \$1,104,640. Fifty percent of the property taxes to be generated on the improvements within the District will be returned to the developer for 14 years or until \$71,000 is returned to the developer. The remaining 50% will be retained by the Town and used to fund the development plan of the District.

On February 28, 2011, the Bucksport Town Council approved a Tax Increment Financing District for Leadbetter Realty Trust. The original valuation of the property was \$16,600; \$375,200 in TIF captured value was added, bringing the 2014-15 valuation of the property to \$391,800. Fifty percent of the property taxes to be generated on the improvements within the District will be returned to the developer for 15 years or until \$40,000 is returned to the developer. The remaining 50% will be retained by the Town and used to fund the development plan of the District.

TOWN OF BUCKSPORT, MAINE  
NOTES TO FINANCIAL STATEMENTS  
JUNE 30, 2015

NOTE 19 - JOINT VENTURE

The Town of Bucksport is a member of the Joint Venture of the Equity Charter Municipalities of Municipal Review Committee, Inc. (Joint Venture). The Joint Venture is an organization that resulted from a contractual arrangement between certain member municipalities, Penobscot Energy Recovery Company (PERC) and Bangor Hydro Electric Company. It was formed to pool resources of the Equity Charter Municipalities for the long-term goal of handling the disposal of their present and projected volumes of non-hazardous municipal solid waste. As of December 31, 2014 (most recent data available), the Town of Bucksport's share of the Joint Venture's net position was \$492,891. Complete financial statements may be obtained from the Municipal Review Committee, 40 Harlow Street, Bangor, Maine 04401.

NOTE 20 – DEFICIT FUND BALANCES/NET POSITION

At June 30, 2015, the Town has the following funds with deficit fund balances:

Bucksport Police Department	\$	320
2013 CDBG Housing Assistance		<u>12,258</u>
	\$	<u>12,578</u>

NOTE 21 - CONTINGENCIES

With regard to pending legal claims or any unasserted claims, it is not feasible at this time to predict or determine their outcome. Management believes, however, that settlement amounts, if any, will not have a material adverse effect on the Town's financial position.

The Town participates in various intergovernmental grant programs which may be subject to future program compliance audits by the grantors or their representatives. Accordingly, the Town's compliance with applicable grant requirement may be established at some future date. The amount, if any, of any liabilities arising from the disallowance of expenditures or ineligibility of grant revenues cannot be determined at this time.

NOTE 22 – RESTATEMENTS

The net position of the governmental activities has been restated at July 1, 2014 to account for the implementation of GASB Statement No. 68 *Accounting and Financial Reporting for Pensions—an amendment of GASB Statement No. 27 (Issued 06/12)*. As a result, the beginning balance has been reduced by \$458,149.

TOWN OF BUCKSPORT, MAINE  
NOTES TO FINANCIAL STATEMENTS  
JUNE 30, 2015

NOTE 22 – RESTATEMENTS (CONTINUED)

The beginning net position for the business-type activities has been restated as of July 1, 2014. This balance was restated to correct the capital asset balance in the sewer fund. The sewer fund and the business-type activities were restated by \$17,039.

The beginning net position for the business-type activities has been restated as of July 1, 2014. This balance was restated to correct the accumulated depreciation balance in the sewer and marina funds. The sewer fund and the marina fund were restated by \$97,835, and \$548, respectively.

The beginning net position for the governmental activities has been restated as of July 1, 2014. This balance was restated to correct the accumulated depreciation balance. The governmental activities were restated by \$198,292.

The net restatement to the governmental activities and business-type activities was (\$259,857) and \$115,422, respectively.

NOTE 23 – COMPARATIVE DATA/RECLASSIFICATIONS

Comparative total data for the prior year have been presented in selected sections of the accompanying financial statements in order to provide an understanding of the changes in the Town's financial position and operations. Also, certain amounts presented in the prior year's data have been reclassified to be consistent with the current year's presentation.

NOTE 24 – SUBSEQUENT EVENTS

The fiscal impact of the mill closure is reflected in the dramatic reduction in value from 2014/15 to the 2015/16 tax year. However, fortunately the Town was successful in its application to the State Department of Revenue services under the Sudden and Severe Impact law that allows for the April 1, 2016 assessment for State aid assessment purposes (education, state revenue sharing) to reflect the loss of mill valuation. The result is significantly more state aid to education for RSU 25, and a much smaller local assessment for Bucksport. The Town utilized 25% of its fund balance in FY 15/16 and raised the mil rate \$3 to maintain services and wait for the Sudden and Severe application to be processed. In the coming year, (16/17), we do not anticipate an additional mil rate increase will be necessary and the use of a large percentage of fund balance will also not be necessary.

### Required Supplementary Information

Required supplementary information includes financial information and disclosures that are required by the Government Accounting Standards Board but are not considered a part of the basic financial statements. Such information includes:

- Budgetary Comparison Schedule - Budgetary Basis - Budget and Actual - General Fund
- Schedule of Proportionate Share of the Net Pension Liability

## TOWN OF BUCKSPORT, MAINE

BUDGETARY COMPARISON SCHEDULE – BUDGETARY BASIS  
 BUDGET AND ACTUAL – GENERAL FUND  
 FOR THE YEAR ENDED JUNE 30, 2015

	Budgeted Amounts		Actual	Variance
	Original	Final	Amounts	Positive (Negative)
Budgetary Fund Balance, July 1	\$ 9,113,510	\$ 9,113,510	\$ 9,113,510	\$ -
Resources (Inflows):				
Property taxes	10,056,945	10,056,945	10,044,899	(12,046)
Excise taxes	561,100	561,100	741,954	180,854
Intergovernmental	1,209,908	1,209,908	1,217,639	7,731
Charges for services	706,793	706,793	657,564	(49,229)
Interest on taxes	24,000	24,000	33,477	9,477
Interest income	88,135	88,135	89,716	1,581
Miscellaneous revenues	332,601	332,601	343,641	11,040
Transfers from other funds	4,500	4,500	4,500	-
Amounts Available for Appropriation	<u>22,097,492</u>	<u>22,097,492</u>	<u>22,246,900</u>	<u>149,408</u>
Charges to Appropriations (Outflows):				
General government	1,508,252	1,508,252	1,477,286	30,966
Protection	1,613,331	1,613,331	1,522,341	90,990
Public works	1,048,010	1,060,710	1,089,169	(28,459)
Health and sanitation	320,356	320,356	262,915	57,441
Community and social agencies	59,621	59,621	59,409	212
Education	6,455,417	6,455,417	6,455,417	-
Recreation	226,809	226,809	222,603	4,206
Cemeteries	3,920	3,920	2,170	1,750
County tax	272,132	272,132	272,132	-
Unclassified	107,628	219,302	82,161	137,141
Transfers to other funds	1,795,175	2,139,094	2,139,094	-
Total Charges to Appropriations	<u>13,410,651</u>	<u>13,878,944</u>	<u>13,584,697</u>	<u>294,247</u>
Budgetary Fund Balance, June 30	<u>\$ 8,686,841</u>	<u>\$ 8,218,548</u>	<u>\$ 8,662,203</u>	<u>\$ 443,655</u>
Utilization of restricted fund balance	\$ 50,000	\$ 393,919	\$ -	\$ (393,919)
Utilization of committed fund balance	364,669	364,669	-	(364,669)
Utilization of assigned fund balance	12,000	12,000	-	(12,000)
Utilization of unassigned fund balance	-	124,374	-	(124,374)
	<u>\$ 426,669</u>	<u>\$ 894,962</u>	<u>\$ -</u>	<u>\$ (894,962)</u>

See accompanying independent auditors' report and notes to financial statements.

## TOWN OF BUCKSPORT, MAINE

SCHEDULE OF PROPORTIONATE SHARE OF THE NET PENSION LIABILITY  
LAST 10 FISCAL YEARS\*

	<u>2015</u>	<u>2014</u>
<u>PLD Plan:</u>		
Proportion of the net pension liability (asset)	0.16%	0.17%
Proportionate share of the net pension liability (asset)	\$ 249,821	\$ 514,429
Covered-employee payroll	\$ 1,685,602	\$ 1,585,157
Proportionate share of the net pension liability (asset) as a percentage of its covered-employee payroll	14.82%	32.45%

See accompanying independent auditors' report and notes to financial statements.

## TOWN OF BUCKSPORT, MAINE

SCHEDULE OF CONTRIBUTIONS  
LAST 10 FISCAL YEARS\*

	<u>2015</u>	<u>2014</u>
<u>PLD Plan:</u>		
Contractually required contribution	\$ 68,195	\$ 56,280
Contributions in relation to the contractually required contribution	<u>(68,195)</u>	<u>(56,280)</u>
Contribution deficiency (excess)	<u>\$ -</u>	<u>\$ -</u>
Covered-employee payroll	\$ 1,685,602	\$ 1,585,157
Contributions as a percentage of covered- employee payroll	4.05%	3.55%

See accompanying independent auditors' report and notes to financial statements.

### Other Supplementary Information

Other supplementary information includes financial statements and schedules not required by the Government Accounting Standards Board, nor a part of the basic financial statements, but are presented for purposes of additional analysis.

- Budgetary Comparison Schedule – General Fund Revenues
- Schedule of Departmental Operations – General Fund
- Combining Balance Sheet - Nonmajor Governmental Funds
- Combining Schedule of Revenues, Expenditures and Changes in Fund Balances - Nonmajor Governmental Funds
- Combining Balance Sheet - Nonmajor Special Revenue Funds
- Combining Schedule of Revenues, Expenditures and Changes in Fund Balances - Nonmajor Special Revenue Funds
- Combining Balance Sheet – Nonmajor Capital Projects Funds
- Combining Schedule of Revenues, Expenditures and Changes in Fund Balances – Nonmajor Capital Projects Funds
- Combining Balance Sheet – Nonmajor Permanent Funds
- Combining Schedule of Revenues, Expenditures and Changes in Fund Balances – Nonmajor Permanent Funds
- Schedule of General Capital Assets by Function
- Schedule of Changes in General Capital Assets by Function

## TOWN OF BUCKSPORT, MAINE

BUDGETARY COMPARISON SCHEDULE – BUDGETARY BASIS  
 BUDGET AND ACTUAL – GENERAL FUND REVENUES  
 FOR THE YEAR ENDED JUNE 30, 2015

	Original Budget	Final Budget	Actual	Variance Positive (Negative)
REVENUES				
Property taxes	\$ 10,056,945	\$ 10,056,945	\$ 10,044,899	\$ (12,046)
Excise taxes:				
Auto excise	556,600	556,600	736,252	179,652
Boat excise	4,500	4,500	5,702	1,202
Intergovernmental revenues:				
State revenue sharing	157,235	157,235	164,861	7,626
Homestead exemption	79,342	79,342	79,342	-
Local road assistance	60,772	60,772	61,844	1,072
Tree growth reimbursement	22,120	22,120	24,355	2,235
Veterans' reimbursement	2,000	2,000	3,223	1,223
General assistance reimbursement	6,000	6,000	5,756	(244)
BETE reimbursement	682,318	682,318	682,408	90
Department subsidies	200,121	200,121	195,533	(4,588)
Other	-	-	317	317
Charges for services:				
Auto registration fees	16,000	16,000	16,120	120
Town clerk revenues	10,000	10,000	12,517	2,517
Planning board fees	1,000	1,000	2,400	1,400
Code enforcement fees	9,000	9,000	5,617	(3,383)
Plumbing inspector fees	2,500	2,500	3,563	1,063
Ambulance user fees	421,500	421,500	434,933	13,433
Fire revenue	-	-	471	471
Police revenue	34,715	34,715	3,845	(30,870)
Animal control fees	6,497	6,497	19,538	13,041
Highway revenue	7,300	7,300	320	(6,980)
Recycling revenue	24,600	24,600	18,902	(5,698)
Solid waste fees	47,720	47,720	32,709	(15,011)
MERC revenue	45,000	45,000	38,237	(6,763)
Recreation fees	40,961	40,961	40,954	(7)
Cable TV revenue	40,000	40,000	23,475	(16,525)
Mooring and docking fees	-	-	3,963	3,963
Interest:				
Taxes	24,000	24,000	33,477	9,477
Deposit and investment accounts	88,135	88,135	89,716	1,581
Other income:				
Tax lien cost	12,988	12,988	13,213	225
TIF revenue	306,713	306,713	306,713	-
Fee in lieu of taxes	10,800	10,800	12,183	1,383
Snowmobile revenue	1,100	1,100	1,172	72
Other income	1,000	1,000	10,360	9,360
Transfers in:				
Spofford fund	4,500	4,500	4,500	-
Total revenues	<u>\$ 12,983,982</u>	<u>\$ 12,983,982</u>	<u>\$ 13,133,390</u>	<u>\$ 149,408</u>

See accompanying independent auditors' report and notes to financial statements.

## TOWN OF BUCKSPORT, MAINE

SCHEDULE OF DEPARTMENTAL OPERATIONS – GENERAL FUND  
FOR THE YEAR ENDED JUNE 30, 2015

	Original Budget	Budget Adjustments	Final Budget	Actual	Variance Positive (Negative)
<b>EXPENDITURES</b>					
General government:					
Administration	\$ 427,502	\$ -	\$ 427,502	\$ 395,645	\$ 31,857
Municipal planning	60,425	-	60,425	57,080	3,345
Assessor's office	58,542	-	58,542	56,709	1,833
Municipal building	23,062	-	23,062	20,485	2,577
Insurance & benefits	849,778	-	849,778	864,966	(15,188)
Contingency	14,000	-	14,000	6,142	7,858
Public access channel	2,775	-	2,775	498	2,277
Economic development	72,168	-	72,168	75,761	(3,593)
	<u>1,508,252</u>	<u>-</u>	<u>1,508,252</u>	<u>1,477,286</u>	<u>30,966</u>
<b>Protection:</b>					
Fire protection	366,944	-	366,944	339,318	27,626
Police department	492,136	-	492,136	429,186	62,950
Dispatcher service	179,467	-	179,467	174,950	4,517
Ambulance service	299,395	-	299,395	305,329	(5,934)
Public safety building	36,056	-	36,056	36,075	(19)
Public safety utilities	239,333	-	239,333	237,483	1,850
	<u>1,613,331</u>	<u>-</u>	<u>1,613,331</u>	<u>1,522,341</u>	<u>90,990</u>
<b>Public works:</b>					
General highways	1,026,323	12,700	1,039,023	1,073,616	(34,593)
Town garage	21,687	-	21,687	15,553	6,134
	<u>1,048,010</u>	<u>12,700</u>	<u>1,060,710</u>	<u>1,089,169</u>	<u>(28,459)</u>
<b>Health and sanitation:</b>					
Solid waste	308,056	-	308,056	251,049	57,007
Health	300	-	300	355	(55)
General assistance	12,000	-	12,000	11,511	489
	<u>320,356</u>	<u>-</u>	<u>320,356</u>	<u>262,915</u>	<u>57,441</u>
<b>Community and social agencies:</b>					
Community agencies	33,879	-	33,879	33,667	212
Social agencies	25,742	-	25,742	25,742	-
	<u>59,621</u>	<u>-</u>	<u>59,621</u>	<u>59,409</u>	<u>212</u>

SCHEDULE B (CONTINUED)

TOWN OF BUCKSPORT, MAINE

SCHEDULE OF DEPARTMENTAL OPERATIONS – GENERAL FUND  
FOR THE YEAR ENDED JUNE 30, 2015

	Original Budget	Budget Adjustments	Final Budget	Actual	Variance Positive (Negative)
Education:					
Regular program	6,455,417	-	6,455,417	6,455,417	-
Recreation:					
Recreation program	218,131	-	218,131	214,927	3,204
Town dock expenses	8,678	-	8,678	7,676	1,002
	226,809	-	226,809	222,603	4,206
Cemeteries	3,920	-	3,920	2,170	1,750
County tax	272,132	-	272,132	272,132	-
Unclassified:					
Note receivable amortization	6,669	-	6,669	6,669	-
Miscellaneous	6,669	111,674	118,343	72,125	46,218
Overlay	94,290	-	94,290	3,367	90,923
	107,628	111,674	219,302	82,161	137,141
Transfers to other funds:					
Special revenue funds	1,197,763	343,919	1,541,682	1,541,682	-
Capital projects funds	582,000	-	582,000	582,000	-
Sewer fund - debt service	15,412	-	15,412	15,412	-
	1,795,175	343,919	2,139,094	2,139,094	-
Total Expenditures	\$ 13,410,651	\$ 468,293	\$ 13,878,944	\$ 13,584,697	\$ 294,247

See accompanying independent auditors' report and notes to financial statements.

## TOWN OF BUCKSPORT, MAINE

COMBINING BALANCE SHEET – NONMAJOR GOVERNMENTAL FUNDS  
JUNE 30, 2015

	Special Revenue Funds	Capital Projects Funds	Permanent Funds	Total Nonmajor Governmental Funds
<b>ASSETS</b>				
Cash and cashequivalents	\$ 111,996	\$ -	\$ 8,076	\$ 120,072
Investments	54,840	-	114,753	169,593
Accounts receivable (net of allowance for uncollectibles)	39,517	-		39,517
Due from other funds	378,683	2,017,152	85,944	2,481,779
<b>TOTAL ASSETS</b>	<b>\$ 585,036</b>	<b>\$ 2,017,152</b>	<b>\$ 208,773</b>	<b>\$ 2,810,961</b>
<b>LIABILITIES</b>				
Accounts payable	\$ -	\$ -	\$ -	\$ -
Due to other funds	13,440	-	654	14,094
<b>TOTAL LIABILITIES</b>	<b>13,440</b>	<b>-</b>	<b>654</b>	<b>14,094</b>
<b>FUND BALANCES</b>				
Nonspendable - principal	-	-	140,198	140,198
Restricted	216,220	-	67,921	284,141
Committed	-	1,919,839	-	1,919,839
Assigned	367,954	97,313	-	465,267
Unassigned	(12,578)	-	-	(12,578)
<b>TOTAL FUND BALANCES</b>	<b>571,596</b>	<b>2,017,152</b>	<b>208,119</b>	<b>2,796,867</b>
<b>TOTAL LIABILITIES AND FUND BALANCES</b>	<b>\$ 585,036</b>	<b>\$ 2,017,152</b>	<b>\$ 208,773</b>	<b>\$ 2,810,961</b>

See accompanying independent auditors' report and notes to financial statements.

## TOWN OF BUCKSPORT, MAINE

COMBINING SCHEDULE OF REVENUES, EXPENDITURES AND CHANGES IN  
FUND BALANCES – NONMAJOR GOVERNMENTAL FUNDS  
FOR THE YEAR ENDED JUNE 30, 2015

	Special Revenue Funds	Capital Projects Funds	Permanent Funds	Total Nonmajor Governmental Funds
REVENUES				
Intergovernmental	\$ 350,252	\$ -	\$ -	\$ 350,252
Investment income, net of unrealized gains/(losses)	5,052	24,914	(6,514)	23,452
Donations	-	-	-	-
Other	50,982	17,841	-	68,823
TOTAL REVENUES	<u>406,286</u>	<u>42,755</u>	<u>(6,514)</u>	<u>442,527</u>
EXPENDITURES				
General government	34,995	4,241	-	39,236
Protection	37,983	17,344	-	55,327
Public works	-	31,981	-	31,981
Human services	132,907	-	-	132,907
Environment and housing	238,588	-	-	238,588
Culture and recreation	12,252	23,675	-	35,927
Cemeteries	-	-	6,058	6,058
Capital outlay	-	531,207	-	531,207
TOTAL EXPENDITURES	<u>456,725</u>	<u>608,448</u>	<u>6,058</u>	<u>1,071,231</u>
EXCESS (DEFICIENCY) OF REVENUES OVER (UNDER) EXPENDITURES	<u>(50,439)</u>	<u>(565,693)</u>	<u>(12,572)</u>	<u>(628,704)</u>
OTHER FINANCING SOURCES (USES)				
Transfers in	-	582,000	-	582,000
Transfers (out)	-	(3,195)	(4,500)	(7,695)
TOTAL OTHER FINANCING SOURCES (USES)	<u>-</u>	<u>578,805</u>	<u>(4,500)</u>	<u>574,305</u>
NET CHANGE IN FUND BALANCES	(50,439)	13,112	(17,072)	(54,399)
FUND BALANCES - JULY 1	<u>622,035</u>	<u>2,004,040</u>	<u>225,191</u>	<u>2,851,266</u>
FUND BALANCES - JUNE 30	<u>\$ 571,596</u>	<u>\$ 2,017,152</u>	<u>\$ 208,119</u>	<u>\$ 2,796,867</u>

See accompanying independent auditors' report and notes to financial statements.

### Special Revenue Funds

Special revenue funds are established to account for the proceeds of specific revenue sources (other than expendable trusts or for major capital projects) that are legally restricted to expenditures for specific purposes.

## SCHEDULE E

## TOWN OF BUCKSPORT, MAINE

COMBINING BALANCE SHEET – NONMAJOR SPECIAL REVENUE FUNDS  
JUNE 30, 2015

	HLS Fire	CW Sawyer Marital Trust	Maine Forestry	2008 CDBG CE Grant	Unemployment Reserve	Sick & Vacation Reserve
<b>ASSETS</b>						
Cash and cash equivalents	\$ -	\$ -	\$ -	\$ -	\$ -	\$ -
Investments	-	-	-	-	-	-
Accounts receivable (net of allowance for uncollectibles)	-	-	-	-	-	-
Due from other funds	-	-	207	2,049	64,631	199,274
<b>TOTAL ASSETS</b>	<b>\$ -</b>	<b>\$ -</b>	<b>\$ 207</b>	<b>\$ 2,049</b>	<b>\$ 64,631</b>	<b>\$ 199,274</b>
<b>LIABILITIES</b>						
Accounts payable	\$ -	\$ -	\$ -	\$ -	\$ -	\$ -
Due to other funds	-	-	-	-	-	-
<b>TOTAL LIABILITIES</b>	<b>-</b>	<b>-</b>	<b>-</b>	<b>-</b>	<b>-</b>	<b>-</b>
<b>FUND BALANCES</b>						
Nonspendable	-	-	-	-	-	-
Restricted	-	-	-	2,049	-	-
Committed	-	-	-	-	-	-
Assigned	-	-	207	-	64,631	199,274
Unassigned	-	-	-	-	-	-
<b>TOTAL FUND BALANCES</b>	<b>-</b>	<b>-</b>	<b>207</b>	<b>2,049</b>	<b>64,631</b>	<b>199,274</b>
<b>TOTAL LIABILITIES AND FUND BALANCES</b>	<b>\$ -</b>	<b>\$ -</b>	<b>\$ 207</b>	<b>\$ 2,049</b>	<b>\$ 64,631</b>	<b>\$ 199,274</b>

SCHEDULE E (CONTINUED)

TOWN OF BUCKSPORT, MAINE

COMBINING BALANCE SHEET – NONMAJOR SPECIAL REVENUE FUNDS  
JUNE 30, 2015

	Wilson Hall	Wednesdays on Main Street	CDBG Community Enterprise	Food Stamp Nutrition	Christmas Lights	Halloween Event
<b>ASSETS</b>						
Cash and cash equivalents	\$ -	\$ -	\$ -	\$ -	\$ -	\$ -
Investments	-	-	-	-	-	-
Accounts receivable (net of allowance for uncollectibles)	-	-	-	-	-	-
Due from other funds	4,736	8,681	52,672	-	5,180	469
<b>TOTAL ASSETS</b>	<u>\$ 4,736</u>	<u>\$ 8,681</u>	<u>\$ 52,672</u>	<u>\$ -</u>	<u>\$ 5,180</u>	<u>\$ 469</u>
<b>LIABILITIES</b>						
Accounts payable	\$ -	\$ -	\$ -	\$ -	\$ -	\$ -
Due to other funds	-	-	-	-	-	-
<b>TOTAL LIABILITIES</b>	<u>-</u>	<u>-</u>	<u>-</u>	<u>-</u>	<u>-</u>	<u>-</u>
<b>FUND BALANCES</b>						
Nonspendable	-	-	-	-	-	-
Restricted	-	-	52,672	-	-	-
Committed	-	-	-	-	-	-
Assigned	4,736	8,681	-	-	5,180	469
Unassigned	-	-	-	-	-	-
<b>TOTAL FUND BALANCES</b>	<u>4,736</u>	<u>8,681</u>	<u>52,672</u>	<u>-</u>	<u>5,180</u>	<u>469</u>
<b>TOTAL LIABILITIES AND FUND BALANCES</b>	<u>\$ 4,736</u>	<u>\$ 8,681</u>	<u>\$ 52,672</u>	<u>\$ -</u>	<u>\$ 5,180</u>	<u>\$ 469</u>

## TOWN OF BUCKSPORT, MAINE

## COMBINING BALANCE SHEET – NONMAJOR SPECIAL REVENUE FUNDS

JUNE 30, 2015

ASSETS	Youth		Youth		Community		Bucksport		Bucksport		Local	
	Softball		Football		Fitness		Fire		Police		General	
Cash and cash equivalents	\$ -	\$ -	-	\$ -	-	\$ -	\$ -	-	\$ -	-	\$ -	-
Investments	-	-	-	-	-	-	-	-	-	-	-	-
Accounts receivable (net of allowance for uncollectibles)	-	-	-	-	-	-	-	-	-	-	-	-
Due from other funds	318	4,670	4,670	-	-	-	-	-	-	-	-	-
TOTAL ASSETS	<u>\$ 318</u>	<u>\$ 4,670</u>	<u>\$ 4,670</u>	<u>\$ -</u>	<u>\$ -</u>	<u>\$ -</u>	<u>\$ -</u>	<u>\$ -</u>	<u>\$ -</u>	<u>\$ -</u>	<u>\$ 314</u>	<u>\$ 314</u>
LIABILITIES	Youth		Youth		Community		Bucksport		Bucksport		Local	
	Softball		Football		Fitness		Fire		Police		General	
Accounts payable	\$ -	\$ -	-	\$ -	-	\$ -	\$ -	-	\$ -	-	\$ -	-
Due to other funds	-	-	-	-	-	-	-	-	320	-	-	-
TOTAL LIABILITIES	<u>-</u>	<u>-</u>	<u>-</u>	<u>-</u>	<u>-</u>	<u>-</u>	<u>-</u>	<u>-</u>	<u>320</u>	<u>-</u>	<u>-</u>	<u>-</u>
FUND BALANCES	Youth		Youth		Community		Bucksport		Bucksport		Local	
	Softball		Football		Fitness		Fire		Police		General	
Nonspendable	-	-	-	-	-	-	-	-	-	-	-	-
Restricted	-	-	-	-	-	-	-	-	-	-	-	-
Committed	-	-	-	-	-	-	-	-	-	-	-	-
Assigned	318	4,670	4,670	-	-	-	-	-	-	-	314	-
Unassigned	-	-	-	-	-	-	-	-	(320)	-	-	-
TOTAL FUND BALANCES	<u>318</u>	<u>4,670</u>	<u>4,670</u>	<u>-</u>	<u>-</u>	<u>-</u>	<u>-</u>	<u>-</u>	<u>(320)</u>	<u>314</u>	<u>314</u>	<u>314</u>
TOTAL LIABILITIES AND FUND BALANCES	Youth		Youth		Community		Bucksport		Bucksport		Local	
	Softball		Football		Fitness		Fire		Police		General	
	\$ 318	\$ 4,670	\$ 4,670	\$ -	\$ -	\$ -	\$ -	-	\$ -	-	\$ 314	-

## TOWN OF BUCKSPORT, MAINE

COMBINING BALANCE SHEET – NONMAJOR SPECIAL REVENUE FUNDS  
JUNE 30, 2015

	Health Advisor	DARE Program	Youth Council	Police Explorers	Community for Children	Diversion Program
<b>ASSETS</b>						
Cash and cash equivalents	\$ -	\$ -	\$ -	\$ -	\$ -	\$ -
Investments	-	-	-	-	-	-
Accounts receivable (net of allowance for uncollectibles)	-	-	-	-	-	-
Due from other funds	-	6,063	947	291	1,524	17,704
<b>TOTAL ASSETS</b>	<b>\$ -</b>	<b>\$ 6,063</b>	<b>\$ 947</b>	<b>\$ 291</b>	<b>\$ 1,524</b>	<b>\$ 17,704</b>
<b>LIABILITIES</b>						
Accounts payable	\$ -	\$ -	\$ -	\$ -	\$ -	\$ -
Due to other funds	-	-	-	-	-	-
<b>TOTAL LIABILITIES</b>	<b>-</b>	<b>-</b>	<b>-</b>	<b>-</b>	<b>-</b>	<b>-</b>
<b>FUND BALANCES</b>						
Nond spendable	-	-	-	-	-	-
Restricted	-	-	-	-	-	-
Committed	-	-	-	-	-	-
Assigned	-	6,063	947	291	1,524	17,704
Unassigned	-	-	-	-	-	-
<b>TOTAL FUND BALANCES</b>	<b>-</b>	<b>\$ 6,063</b>	<b>\$ 947</b>	<b>\$ 291</b>	<b>\$ 1,524</b>	<b>\$ 17,704</b>
<b>TOTAL LIABILITIES AND FUND BALANCES</b>	<b>\$ -</b>	<b>\$ 6,063</b>	<b>\$ 947</b>	<b>\$ 291</b>	<b>\$ 1,524</b>	<b>\$ 17,704</b>

TOWN OF BUCKSPORT, MAINE

COMBINING BALANCE SHEET – NONMAJOR SPECIAL REVENUE FUNDS  
JUNE 30, 2015

	Special Business	District 7 Police Training	Police Training Buyout	Animal Spay/Neuter Program	Thriving in Place	2013 CDBG Housing Assistance
ASSETS						
Cash and cashequivalents	\$ -	\$ -	\$ -	\$ -	\$ -	\$ -
Investments	-	-	-	-	-	-
Accounts receivable (net of allowance for uncollectibles)	-	-	-	-	-	-
Due from other funds	138	3,235	5,000	580	-	-
TOTAL ASSETS	\$ 138	\$ 3,235	\$ 5,000	\$ 580	\$ -	\$ -
LIABILITIES						
Accounts payable	\$ -	\$ -	\$ -	\$ -	\$ -	\$ -
Due to other funds	-	-	-	-	-	12,258
TOTAL LIABILITIES	-	-	-	-	-	12,258
FUND BALANCES						
Nonspendable	-	-	-	-	-	-
Restricted	-	-	-	-	-	-
Committed	-	-	-	-	-	-
Assigned	138	3,235	5,000	580	-	-
Unassigned	-	-	-	-	-	(12,258)
TOTAL FUND BALANCES	138	3,235	5,000	580	-	(12,258)
TOTAL LIABILITIES AND FUND BALANCES	\$ 138	\$ 3,235	\$ 5,000	\$ 580	\$ -	\$ -

TOWN OF BUCKSPORT, MAINE

COMBINING BALANCE SHEET – NONMAJOR SPECIAL REVENUE FUNDS  
JUNE 30, 2015

	Bingham Grant	United Way Grant	2013 JAG Assistance	Micro Loan	Totals
<b>ASSETS</b>					
Cash and cashequivalents	\$ -	\$ -	\$ -	\$ 111,996	\$ 111,996
Investments	-	-	-	54,840	54,840
Accounts receivable (net of allowance for uncollectibles)	-	-	-	39,517	39,517
Due from other funds	-	-	-	-	378,683
<b>TOTAL ASSETS</b>	<b>\$ -</b>	<b>\$ -</b>	<b>\$ -</b>	<b>\$ 206,353</b>	<b>\$ 585,036</b>
<b>LIABILITIES</b>					
Accounts payable	\$ -	\$ -	\$ -	\$ -	\$ -
Due to other funds	-	-	-	862	13,440
<b>TOTAL LIABILITIES</b>	<b>-</b>	<b>-</b>	<b>-</b>	<b>862</b>	<b>13,440</b>
<b>FUND BALANCES</b>					
Nonspendable	-	-	-	-	-
Restricted	-	-	-	161,499	216,220
Committed	-	-	-	-	-
Assigned	-	-	-	43,992	367,954
Unassigned	-	-	-	-	(12,578)
<b>TOTAL FUND BALANCES</b>	<b>-</b>	<b>-</b>	<b>-</b>	<b>205,491</b>	<b>571,596</b>
<b>TOTAL LIABILITIES AND FUND BALANCES</b>	<b>\$ -</b>	<b>\$ -</b>	<b>\$ -</b>	<b>\$ 206,353</b>	<b>\$ 585,036</b>

See accompanying independent auditors' report and notes to financial statements.

## TOWN OF BUCKSPORT, MAINE

COMBINING SCHEDULE OF REVENUES, EXPENDITURES AND CHANGES IN FUND BALANCES  
NONMAJOR SPECIAL REVENUE FUNDS  
FOR THE YEAR ENDED JUNE 30, 2015

	HLS Fire	CW Sawyer Marital Trust	Maine Forestry	2008 CDBG CE Grant	Unemployment Reserve	Sick & Vacation Reserve
REVENUES						
Intergovernmental	\$ 24,938	\$ -	\$ 1,908	\$ -	\$ -	\$ -
Interest, net of unrealized gains/(losses)						
Other	-	-	-	-	836	2,596
TOTAL REVENUES	<u>24,938</u>	<u>-</u>	<u>1,908</u>	<u>-</u>	<u>836</u>	<u>2,596</u>
EXPENDITURES						
General government	-	-	-	-	6,170	28,339
Protection	24,938	-	-	-	-	-
Human services	-	10,520	-	-	-	-
Environment and housing	-	-	1,908	-	-	-
Culture and recreation	-	-	-	-	-	-
TOTAL EXPENDITURES	<u>24,938</u>	<u>10,520</u>	<u>1,908</u>	<u>-</u>	<u>6,170</u>	<u>28,339</u>
EXCESS (DEFICIENCY) OF REVENUES OVER (UNDER) EXPENDITURES	<u>-</u>	<u>(10,520)</u>	<u>-</u>	<u>-</u>	<u>(5,334)</u>	<u>(25,743)</u>
OTHER FINANCING SOURCES (USES)						
Transfers in	-	-	-	-	-	-
Transfers (out)	-	-	-	-	-	-
TOTAL OTHER FINANCING SOURCES (USES)	<u>-</u>	<u>-</u>	<u>-</u>	<u>-</u>	<u>-</u>	<u>-</u>
NET CHANGE IN FUND BALANCES	<u>-</u>	<u>(10,520)</u>	<u>-</u>	<u>-</u>	<u>(5,334)</u>	<u>(25,743)</u>
FUND BALANCES - JULY 1	<u>-</u>	<u>10,520</u>	<u>207</u>	<u>2,049</u>	<u>69,965</u>	<u>225,017</u>
FUND BALANCES - JUNE 30	<u>\$ -</u>	<u>\$ -</u>	<u>\$ 207</u>	<u>\$ 2,049</u>	<u>\$ 64,631</u>	<u>\$ 199,274</u>

SCHEDULE F (CONTINUED)

TOWN OF BUCKSPORT, MAINE

COMBINING SCHEDULE OF REVENUES, EXPENDITURES AND CHANGES IN FUND BALANCES  
NONMAJOR SPECIAL REVENUE FUNDS  
FOR THE YEAR ENDED JUNE 30, 2015

	Wilson Hall	Wednesdays on Main Street	CDBG Community Enterprise	Food Stamp Nutrition	Christmas Lights	Halloween Event
REVENUES						
Intergovernmental	\$ -	\$ -	\$ 121,144	\$ -	\$ -	\$ -
Interest, net of unrealized gains/(losses)	-	-	-	-	-	-
Other	4,954	13,461	-	-	2,245	-
TOTAL REVENUES	4,954	13,461	121,144	-	2,245	-
EXPENDITURES						
General government	218	-	-	-	-	-
Protection	-	-	-	-	-	-
Human services	-	-	68,472	1,374	-	-
Environment and housing	-	-	-	-	-	-
Culture and recreation	-	4,780	-	-	6,439	96
TOTAL EXPENDITURES	218	4,780	68,472	1,374	6,439	96
EXCESS (DEFICIENCY) OF REVENUES OVER (UNDER) EXPENDITURES	4,736	8,681	52,672	(1,374)	(4,194)	(96)
OTHER FINANCING SOURCES (USES)						
Transfers in	-	-	-	-	-	-
Transfers (out)	-	-	-	-	-	-
TOTAL OTHER FINANCING SOURCES (USES)	-	-	-	-	-	-
NET CHANGE IN FUND BALANCES	4,736	8,681	52,672	(1,374)	(4,194)	(96)
FUND BALANCES - JULY 1	-	-	-	1,374	9,374	565
FUND BALANCES - JUNE 30	\$ 4,736	\$ 8,681	\$ 52,672	\$ -	\$ 5,180	\$ 469

SCHEDULE F (CONTINUED)

TOWN OF BUCKSPORT, MAINE

COMBINING SCHEDULE OF REVENUES, EXPENDITURES AND CHANGES IN FUND BALANCES  
NONMAJOR SPECIAL REVENUE FUNDS  
FOR THE YEAR ENDED JUNE 30, 2015

	Youth Softball	Youth Football	Community Fitness	Bucksport Fire Department	Bucksport Police Department	Local General Assistance
REVENUES						
Intergovernmental	\$ -	\$ -	\$ -	\$ -	\$ -	\$ -
Interest, net of unrealized gains/(losses)	-	-	-	-	-	-
Other	-	-	-	4,000	640	-
TOTAL REVENUES	-	-	-	4,000	640	-
EXPENDITURES						
General government	-	-	-	-	-	-
Protection	-	-	-	4,000	960	-
Human services	-	-	-	-	-	-
Environment and housing	-	-	-	-	-	-
Culture and recreation	-	-	937	-	-	-
TOTAL EXPENDITURES	-	-	937	4,000	960	-
EXCESS (DEFICIENCY) OF REVENUES OVER (UNDER) EXPENDITURES	-	-	(937)	-	(320)	-
OTHER FINANCING SOURCES (USES)						
Transfers in	-	-	-	-	-	-
Transfers (out)	-	-	-	-	-	-
TOTAL OTHER FINANCING SOURCES (USES)	-	-	-	-	-	-
NET CHANGE IN FUND BALANCES	-	-	(937)	-	(320)	-
FUND BALANCES - JULY 1	318	4,670	937	-	-	314
FUND BALANCES - JUNE 30	\$ 318	\$ 4,670	\$ -	\$ -	\$ (320)	\$ 314

SCHEDULE F (CONTINUED)

TOWN OF BUCKSPORT, MAINE

COMBINING SCHEDULE OF REVENUES, EXPENDITURES AND CHANGES IN FUND BALANCES  
NONMAJOR SPECIAL REVENUE FUNDS  
FOR THE YEAR ENDED JUNE 30, 2015

	Health Advisor	DARE Program	Youth Council	Police Explorers	Community for Children	Diversion Program
REVENUES						
Intergovernmental	\$ -	\$ -	\$ -	\$ -	\$ -	\$ -
Interest, net of unrealized gains/(losses)	-	-	-	-	-	-
Other	-	100	-	-	-	18,203
TOTAL REVENUES	-	100	-	-	-	18,203
EXPENDITURES						
General government	-	-	-	-	-	-
Protection	-	-	-	-	-	-
Human services	21,394	-	-	-	-	0
Environment and housing	-	-	-	-	-	-
Culture and recreation	-	-	-	-	-	-
TOTAL EXPENDITURES	21,394	-	-	-	-	499
EXCESS (DEFICIENCY) OF REVENUES OVER (UNDER) EXPENDITURES	(21,394)	100	-	-	-	17,704
OTHER FINANCING SOURCES (USES)						
Transfers in	-	-	-	-	-	-
Transfers (out)	-	-	-	-	-	-
TOTAL OTHER FINANCING SOURCES (USES)	-	-	-	-	-	-
NET CHANGE IN FUND BALANCES	(21,394)	100	-	-	-	17,704
FUND BALANCES - JULY 1	21,394	5,963	947	291	1,524	-
FUND BALANCES - JUNE 30	\$ -	\$ 6,063	\$ 947	\$ 291	\$ 1,524	\$ 17,704

SCHEDULE F (CONTINUED)

TOWN OF BUCKSPORT, MAINE

COMBINING SCHEDULE OF REVENUES, EXPENDITURES AND CHANGES IN FUND BALANCES  
NONMAJOR SPECIAL REVENUE FUNDS  
FOR THE YEAR ENDED JUNE 30, 2015

	Special Business	District 7 Police Training	Police Training Buyout	Animal Spay/Neuter Program	Thriving in Place	2013 CDBG Housing Assistance
REVENUES						
Intergovernmental	\$ -	\$ -	\$ -	\$ -	\$ -	\$ 195,184
Interest, net of unrealized gains/(losses)	-	-	-	-	-	-
Other	400	285	5,000	1,694	-	-
TOTAL REVENUES	400	285	5,000	1,694	-	195,184
EXPENDITURES						
General government	262	-	-	-	-	-
Protection	-	649	-	1,558	-	-
Human services	-	-	-	-	29,386	-
Environment and housing	-	-	-	-	-	236,680
Culture and recreation	-	-	-	-	-	-
TOTAL EXPENDITURES	262	649	-	1,558	29,386	236,680
EXCESS (DEFICIENCY) OF REVENUES OVER (UNDER) EXPENDITURES	138	(364)	5,000	136	(29,386)	(41,496)
OTHER FINANCING SOURCES (USES)						
Transfers in	-	-	-	-	-	-
Transfers (out)	-	-	-	-	-	-
TOTAL OTHER FINANCING SOURCES (USES)	-	-	-	-	-	-
NET CHANGE IN FUND BALANCES	138	(364)	5,000	136	(29,386)	(41,496)
FUND BALANCES - JULY 1	-	3,599	-	444	29,386	29,238
FUND BALANCES - JUNE 30	\$ 138	\$ 3,235	\$ 5,000	\$ 580	\$ -	\$ (12,258)

SCHEDULE F (CONTINUED)

TOWN OF BUCKSPORT, MAINE

COMBINING SCHEDULE OF REVENUES, EXPENDITURES AND CHANGES IN FUND BALANCES  
NONMAJOR SPECIAL REVENUE FUNDS  
FOR THE YEAR ENDED JUNE 30, 2015

	Bingham Grant	United Way Grant	2013 JAG Assistance	Micro Loan	Totals
REVENUES					
Intergovernmental	\$ -	\$ 1,200	\$ 5,878	\$ -	\$ 350,252
Interest, net of unrealized gains/(losses)	-	-	-	1,620	5,052
Other	-	-	-	-	50,982
TOTAL REVENUES	-	1,200	5,878	1,620	406,286
EXPENDITURES					
General government	-	-	-	6	34,995
Protection	-	-	5,878	-	37,983
Human services	62	1,200	-	-	132,907
Environment and housing	-	-	-	-	238,588
Culture and recreation	-	-	-	-	12,252
TOTAL EXPENDITURES	62	1,200	5,878	6	456,725
EXCESS (DEFICIENCY) OF REVENUES OVER (UNDER) EXPENDITURES	(62)	-	-	1,614	(50,439)
OTHER FINANCING SOURCES (USES)					
Transfers in	-	-	-	-	-
Transfers (out)	-	-	-	-	-
TOTAL OTHER FINANCING SOURCES (USES)	-	-	-	-	-
NET CHANGE IN FUND BALANCES	(62)	-	-	1,614	(50,439)
FUND BALANCES - JULY 1	62	-	-	203,877	622,035
FUND BALANCES - JUNE 30	\$ -	\$ -	\$ -	\$ 205,491	\$ 571,596

See accompanying independent auditors' report and notes to financial statements.

## Capital Projects Funds

Capital projects funds are established to account for financial resources to be used for the acquisition or construction of major capital facilities, other than those financed by proprietary or trust funds.

SCHEDULE G

TOWN OF BUCKSPORT, MAINE

COMBINING BALANCE SHEET – NONMAJOR CAPITAL PROJECTS FUNDS

JUNE 30, 2015

	Police Equipment	Highway Equipment	Waterfront Improvements	Fire Equipment	Ambulance	Town Office Equipment	Solid Waste Equipment
ASSETS							
Cash and cash equivalents	\$ -	\$ -	\$ -	\$ -	\$ -	\$ -	\$ -
Due from other funds	39,986	76,967	65,871	46,617	40,898	45,064	135,730
<b>TOTAL ASSETS</b>	<b>\$ 39,986</b>	<b>\$ 76,967</b>	<b>\$ 65,871</b>	<b>\$ 46,617</b>	<b>\$ 40,898</b>	<b>\$ 45,064</b>	<b>\$ 135,730</b>
LIABILITIES							
Accounts payable	\$ -	\$ -	\$ -	\$ -	\$ -	\$ -	\$ -
Due to other funds	-	-	-	-	-	-	-
<b>TOTAL LIABILITIES</b>	<b>-</b>	<b>-</b>	<b>-</b>	<b>-</b>	<b>-</b>	<b>-</b>	<b>-</b>
FUND BALANCES							
Nonspendable	-	-	-	-	-	-	-
Restricted	-	-	-	-	-	-	-
Committed	39,986	76,967	65,871	46,617	40,898	45,064	135,730
Assigned	-	-	-	-	-	-	-
Unassigned	-	-	-	-	-	-	-
<b>TOTAL FUND BALANCES</b>	<b>39,986</b>	<b>76,967</b>	<b>65,871</b>	<b>46,617</b>	<b>40,898</b>	<b>45,064</b>	<b>135,730</b>
<b>TOTAL LIABILITIES AND FUND BALANCES</b>	<b>\$ 39,986</b>	<b>\$ 76,967</b>	<b>\$ 65,871</b>	<b>\$ 46,617</b>	<b>\$ 40,898</b>	<b>\$ 45,064</b>	<b>\$ 135,730</b>

SCHEDULE G (CONTINUED)

TOWN OF BUCKSPORT, MAINE

COMBINING BALANCE SHEET – NONMAJOR CAPITAL PROJECTS FUNDS  
JUNE 30, 2015

	School St Fire House	Recreation Equipment	Cable TV	Dispatch Equipment	Municipal Building	Dog Kennel	Swimming Pool
ASSETS							
Cash and cash equivalents	\$ -	\$ -	\$ -	\$ -	\$ -	\$ -	\$ -
Due from other funds	11,279	83,243	25,717	71,389	50,259	22,183	53,324
<b>TOTAL ASSETS</b>	<b>\$ 11,279</b>	<b>\$ 83,243</b>	<b>\$ 25,717</b>	<b>\$ 71,389</b>	<b>\$ 50,259</b>	<b>\$ 22,183</b>	<b>\$ 53,324</b>
LIABILITIES							
Accounts payable	\$ -	\$ -	\$ -	\$ -	\$ -	\$ -	\$ -
Due to other funds	-	-	-	-	-	-	-
<b>TOTAL LIABILITIES</b>	<b>-</b>	<b>-</b>	<b>-</b>	<b>-</b>	<b>-</b>	<b>-</b>	<b>-</b>
FUND BALANCES							
Nonspendable	-	-	-	-	-	-	-
Restricted	-	-	-	-	-	-	-
Committed	11,279	83,243	25,717	71,389	50,259	22,183	53,324
Assigned	-	-	-	-	-	-	-
Unassigned	-	-	-	-	-	-	-
<b>TOTAL FUND BALANCES</b>	<b>11,279</b>	<b>83,243</b>	<b>25,717</b>	<b>71,389</b>	<b>50,259</b>	<b>22,183</b>	<b>53,324</b>
<b>TOTAL LIABILITIES AND FUND BALANCES</b>	<b>\$ 11,279</b>	<b>\$ 83,243</b>	<b>\$ 25,717</b>	<b>\$ 71,389</b>	<b>\$ 50,259</b>	<b>\$ 22,183</b>	<b>\$ 53,324</b>

SCHEDULE G (CONTINUED)

TOWN OF BUCKSPORT, MAINE

COMBINING BALANCE SHEET – NONMAJOR CAPITAL PROJECTS FUNDS  
JUNE 30, 2015

	Town Garage	Parking Lots	Recreation Facility	Transfer Station	Public Safety	Chamber Building	Jewett School Community
ASSETS							
Cash and cash equivalents	\$ -	\$ -	\$ -	\$ -	\$ -	\$ -	\$ -
Due from other funds	106,691	22,323	100,529	82,566	49,861	3,863	31,452
TOTAL ASSETS	<u>\$ 106,691</u>	<u>\$ 22,323</u>	<u>\$ 100,529</u>	<u>\$ 82,566</u>	<u>\$ 49,861</u>	<u>\$ 3,863</u>	<u>\$ 31,452</u>
LIABILITIES							
Accounts payable	\$ -	\$ -	\$ -	\$ -	\$ -	\$ -	\$ -
Due to other funds	-	-	-	-	-	-	-
TOTAL LIABILITIES	<u>-</u>	<u>-</u>	<u>-</u>	<u>-</u>	<u>-</u>	<u>-</u>	<u>-</u>
FUND BALANCES							
Nonspendable	-	-	-	-	-	-	-
Restricted	-	-	-	-	-	-	-
Committed	106,691	22,323	100,529	82,566	49,861	3,863	31,452
Assigned	-	-	-	-	-	-	-
Unassigned	-	-	-	-	-	-	-
TOTAL FUND BALANCES	<u>106,691</u>	<u>22,323</u>	<u>100,529</u>	<u>82,566</u>	<u>49,861</u>	<u>3,863</u>	<u>31,452</u>
TOTAL LIABILITIES AND FUND BALANCES	<u>\$ 106,691</u>	<u>\$ 22,323</u>	<u>\$ 100,529</u>	<u>\$ 82,566</u>	<u>\$ 49,861</u>	<u>\$ 3,863</u>	<u>\$ 31,452</u>

SCHEDULE G (CONTINUED)

TOWN OF BUCKSPORT, MAINE

COMBINING BALANCE SHEET – NONMAJOR CAPITAL PROJECTS FUNDS  
JUNE 30, 2015

	Gardiner School	Middle School	Downtown Improvements	Drug Forfeiture	Willow & Wasson House	Defense Fund	Information Technology	Recreation Revenue Reserve
ASSETS								
Cash and cash equivalents	\$ -	\$ -	\$ -	\$ -	\$ -	\$ -	\$ -	\$ -
Due from other funds	157	7,599	23,903	3,889	1,353	1,684	2,978	97,313
TOTAL ASSETS	\$ 157	\$ 7,599	\$ 23,903	\$ 3,889	\$ 1,353	\$ 1,684	\$ 2,978	\$ 97,313
LIABILITIES								
Accounts payable	\$ -	\$ -	\$ -	\$ -	\$ -	\$ -	\$ -	\$ -
Due to other funds	-	-	-	-	-	-	-	-
TOTAL LIABILITIES	-	-	-	-	-	-	-	-
FUND BALANCES								
Nonspendable	-	-	-	-	-	-	-	-
Restricted	-	-	-	-	-	-	-	-
Committed	157	7,599	23,903	3,889	1,353	1,684	2,978	-
Assigned	-	-	-	-	-	-	-	97,313
Unassigned	-	-	-	-	-	-	-	-
TOTAL FUND BALANCES	157	7,599	23,903	3,889	1,353	1,684	2,978	97,313
TOTAL LIABILITIES AND FUND BALANCES	\$ 157	\$ 7,599	\$ 23,903	\$ 3,889	\$ 1,353	\$ 1,684	\$ 2,978	\$ 97,313

SCHEDULE G (CONTINUED)

TOWN OF BUCKSPORT, MAINE

COMBINING BALANCE SHEET – NONMAJOR CAPITAL PROJECTS FUNDS

JUNE 30, 2015

	Housing Rehabilitation	Silver Lake Property	Highway Improvement	Industrial Park Land	Natural Gas	Mile Lane Concession	Rte 46 Highway Improvements	Totals
ASSETS								
Cash and cash equivalents	\$ -	\$ -	\$ -	\$ -	\$ -	\$ -	\$ -	\$ -
Due from other funds	1,195	33,912	625,578	11,567	7,254	20,465	12,493	2,017,152
TOTAL ASSETS	<u>\$ 1,195</u>	<u>\$ 33,912</u>	<u>\$ 625,578</u>	<u>\$ 11,567</u>	<u>\$ 7,254</u>	<u>\$ 20,465</u>	<u>\$ 12,493</u>	<u>\$ 2,017,152</u>
LIABILITIES								
Accounts payable	\$ -	\$ -	\$ -	\$ -	\$ -	\$ -	\$ -	\$ -
Due to other funds	-	-	-	-	-	-	-	-
TOTAL LIABILITIES	<u>-</u>	<u>-</u>	<u>-</u>	<u>-</u>	<u>-</u>	<u>-</u>	<u>-</u>	<u>-</u>
FUND BALANCES								
Nonspendable	-	-	-	-	-	-	-	-
Restricted	-	-	-	-	-	-	-	-
Committed	1,195	33,912	625,578	11,567	7,254	20,465	12,493	1,919,839
Assigned	-	-	-	-	-	-	-	97,313
Unassigned	-	-	-	-	-	-	-	-
TOTAL FUND BALANCES	<u>1,195</u>	<u>33,912</u>	<u>625,578</u>	<u>11,567</u>	<u>7,254</u>	<u>20,465</u>	<u>12,493</u>	<u>2,017,152</u>
TOTAL LIABILITIES AND FUND BALANCES	<u>\$ 1,195</u>	<u>\$ 33,912</u>	<u>\$ 625,578</u>	<u>\$ 11,567</u>	<u>\$ 7,254</u>	<u>\$ 20,465</u>	<u>\$ 12,493</u>	<u>\$ 2,017,152</u>

See accompanying independent auditors' report and notes to financial statements.

TOWN OF BUCKSPORT, MAINE

COMBINING SCHEDULE OF REVENUES, EXPENDITURES AND CHANGES IN FUND BALANCES  
NONMAJOR CAPITAL PROJECTS FUNDS  
FOR THE YEAR ENDED JUNE 30, 2015

		Police Equipment	Highway Equipment	Waterfront Improvements	Fire Equipment	Ambulance	Town Office Equipment	Solid Waste Equipment
REVENUES								
Interest, net of unrealized gains/(losses)	\$ 508	\$ 2,092	\$ 1,559	\$ 478	\$ 2,351	\$ 615	\$ 1,520	
Other	-	6,395	-	-	-	-	-	-
TOTAL REVENUES	508	8,487	1,559	478	2,351	615	1,520	
EXPENDITURES								
General government	-	-	-	-	-	957	-	-
Protection	-	-	-	5,681	-	-	-	-
Public works	-	2,655	-	-	-	-	-	-
Culture and recreation	-	-	20,839	-	-	-	-	-
Capital outlay	5,500	134,364	9,726	7,140	186,658	5,783	-	-
TOTAL EXPENDITURES	5,500	137,019	30,565	12,821	186,658	6,740	-	-
EXCESS (DEFICIENCY) OF REVENUES OVER (UNDER) EXPENDITURES	(4,992)	(128,532)	(29,006)	(12,343)	(184,307)	(6,125)	1,520	
OTHER FINANCING SOURCES (USES)								
Transfers in	7,000	85,000	8,000	20,000	33,000	7,000	10,000	
Transfers (out)	-	-	(3,195)	-	-	-	-	-
TOTAL OTHER FINANCING SOURCES (USES)	7,000	85,000	4,805	20,000	33,000	7,000	10,000	
NET CHANGE IN FUND BALANCES	2,008	(43,532)	(24,201)	7,657	(151,307)	875	11,520	
FUND BALANCES - JULY 1	37,978	120,499	90,072	38,960	192,205	44,189	124,210	
FUND BALANCES - JUNE 30	\$ 39,986	\$ 76,967	\$ 65,871	\$ 46,617	\$ 40,898	\$ 45,064	\$ 135,730	

SCHEDULE H (CONTINUED)

TOWN OF BUCKSPORT, MAINE

COMBINING SCHEDULE OF REVENUES, EXPENDITURES AND CHANGES IN FUND BALANCES  
NONMAJOR CAPITAL PROJECTS FUNDS  
FOR THE YEAR ENDED JUNE 30, 2015

	School St Fire House	Recreation Equipment	Cable TV	Dispatch Equipment	Municipal Building	Dog Kennel	Swimming Pool
REVENUES							
Interest, net of unrealized gains/(losses)	\$ 124	\$ 1,018	\$ 286	\$ 863	\$ 689	\$ 280	\$ 608
Other	-	-	-	-	-	-	-
TOTAL REVENUES	124	1,018	286	863	689	280	608
EXPENDITURES							
General government	-	-	-	-	40	-	-
Protection	-	-	-	-	-	1,520	-
Public works	-	-	-	-	-	-	-
Culture and recreation	-	-	-	-	-	-	-
Capital outlay	-	-	-	-	12,665	-	-
TOTAL EXPENDITURES	-	-	-	-	12,705	1,520	-
EXCESS (DEFICIENCY) OF REVENUES OVER (UNDER) EXPENDITURES	124	1,018	286	863	(12,016)	(1,240)	608
OTHER FINANCING SOURCES (USES)							
Transfers in	1,000	2,500	2,000	-	6,000	-	3,000
Transfers (out)	-	-	-	-	-	-	-
TOTAL OTHER FINANCING SOURCES (USES)	1,000	2,500	2,000	-	6,000	-	3,000
NET CHANGE IN FUND BALANCES	1,124	3,518	2,286	863	(6,016)	(1,240)	3,608
FUND BALANCES - JULY 1	10,155	79,725	23,431	70,526	56,275	23,423	49,716
FUND BALANCES - JUNE 30	\$ 11,279	\$ 83,243	\$ 25,717	\$ 71,389	\$ 50,259	\$ 22,183	\$ 53,324

SCHEDULE H (CONTINUED)

TOWN OF BUCKSPORT, MAINE

COMBINING SCHEDULE OF REVENUES, EXPENDITURES AND CHANGES IN FUND BALANCES  
NONMAJOR CAPITAL PROJECTS FUNDS  
FOR THE YEAR ENDED JUNE 30, 2015

	Town Garage	Parking Lots	Recreation Facility	Transfer Station	Public Safety	Chamber Building	Jewett School Community
REVENUES							
Interest, net of unrealized gains/(losses)	\$ 1,241	\$ 151	\$ 1,128	\$ 636	\$ 772	\$ 54	\$ 344
Other	-	-	-	-	-	-	-
TOTAL REVENUES	1,241	151	1,128	636	772	54	344
EXPENDITURES							
General government	-	-	-	-	-	398	-
Protection	-	-	-	-	6,120	-	-
Public works	-	-	-	-	-	-	-
Culture and recreation	-	-	2,836	-	-	-	-
Capital outlay	6,035	-	-	-	-	-	-
TOTAL EXPENDITURES	6,035	-	2,836	-	6,120	398	-
EXCESS (DEFICIENCY) OF REVENUES OVER (UNDER) EXPENDITURES	(4,794)	151	(1,708)	636	(5,348)	(344)	344
OTHER FINANCING SOURCES (USES)							
Transfers in	10,000	10,000	10,000	30,000	5,000	-	3,000
Transfers (out)	-	-	-	-	-	-	-
TOTAL OTHER FINANCING SOURCES (USES)	10,000	10,000	10,000	30,000	5,000	-	3,000
NET CHANGE IN FUND BALANCES	5,206	10,151	8,292	30,636	(348)	(344)	3,344
FUND BALANCES - JULY 1	101,485	12,172	92,237	51,930	50,209	4,207	28,108
FUND BALANCES - JUNE 30	\$ 106,691	\$ 22,323	\$ 100,529	\$ 82,566	\$ 49,861	\$ 3,863	\$ 31,452

TOWN OF BUCKSPORT, MAINE

COMBINING SCHEDULE OF REVENUES, EXPENDITURES AND CHANGES IN FUND BALANCES  
NONMAJOR CAPITAL PROJECTS FUNDS  
FOR THE YEAR ENDED JUNE 30, 2015

	Gardiner School	2	\$	61	\$	457	\$	95	\$	17	\$	20	\$	78	\$	1,159
REVENUES																
Interest, net of unrealized gains/(losses)																
Other	-	-	-	-	11,446	-	-	-	-	-	-	-	-	-	-	-
TOTAL REVENUES	2	61	11,903	95	17	20	78	1,159								
EXPENDITURES																
General government	-	-	-	-	-	-	-	-	-	-	-	-	-	-	-	-
Protection	-	-	-	-	-	4,023	-	-	-	-	-	-	-	-	-	-
Public works	-	-	-	-	4,890	-	-	-	-	-	-	-	-	-	-	-
Culture and recreation	-	-	-	-	-	-	-	-	-	-	-	-	-	-	-	-
Capital outlay	-	-	-	-	27,850	-	-	-	-	-	-	-	-	-	-	-
TOTAL EXPENDITURES	-	-	-	-	32,740	4,023	-	-	-	-	-	-	-	-	-	-
EXCESS (DEFICIENCY) OF REVENUES OVER (UNDER) EXPENDITURES	2	61	(20,837)	(3,928)	17	20	(2,768)	1,159								
OTHER FINANCING SOURCES (USES)																
Transfers in	-	-	2,500	-	2,000	-	-	-	-	-	-	-	-	-	-	-
Transfers (out)	-	-	-	-	-	-	-	-	-	-	-	-	-	-	-	-
TOTAL OTHER FINANCING SOURCES (USES)	-	-	2,500	-	2,000	-	-	-	-	-	-	-	-	-	-	-
NET CHANGE IN FUND BALANCES	2	2,561	(18,837)	(3,928)	17	20	(2,768)	1,159								
FUND BALANCES - JULY 1	155	5,038	42,740	7,817	1,336	1,664	5,746	96,154								
FUND BALANCES - JUNE 30	157	7,599	23,903	3,889	1,353	1,684	2,978	97,313								

SCHEDULE H (CONTINUED)

TOWN OF BUCKSPORT, MAINE

COMBINING SCHEDULE OF REVENUES, EXPENDITURES AND CHANGES IN FUND BALANCES  
NONMAJOR CAPITAL PROJECTS FUNDS  
FOR THE YEAR ENDED JUNE 30, 2015

	Housing Rehabilitation	Silver Lake Property	Highway Improvement	Industrial Park Land	Natural Gas	Mile Lane Concession	Rte 46 Highway Improvements	Totals
REVENUES								
Interest, net of unrealized gains/(losses)	\$ 14	\$ 372	\$ 4,284	\$ 140	\$ 617	\$ 222	\$ 59	\$ 24,914
Other	-	-	-	-	-	-	-	17,841
TOTAL REVENUES	14	372	4,284	140	617	222	59	42,755
EXPENDITURES								
General government	-	-	-	-	-	-	-	4,241
Protection	-	-	-	-	-	-	-	17,344
Public works	-	-	21,574	-	40	-	2,822	31,981
Culture and recreation	-	-	-	-	-	-	-	23,675
Capital outlay	-	-	17,483	-	95,000	-	23,003	531,207
TOTAL EXPENDITURES	-	-	39,057	-	95,040	-	25,825	608,448
EXCESS (DEFICIENCY) OF REVENUES OVER (UNDER) EXPENDITURES	14	372	(34,773)	140	(94,423)	222	(25,766)	(565,693)
OTHER FINANCING SOURCES (USES)								
Transfers in	-	3,000	320,000	-	-	2,000	-	582,000
Transfers (out)	-	-	-	-	-	-	-	(3,195)
TOTAL OTHER FINANCING SOURCES (USES)	-	3,000	320,000	-	-	2,000	-	578,805
NET CHANGE IN FUND BALANCES	14	3,372	285,227	140	(94,423)	2,222	(25,766)	13,112
FUND BALANCES - JULY 1	1,181	30,540	340,351	11,427	101,677	18,243	38,259	2,004,040
FUND BALANCES - JUNE 30	\$ 1,195	\$ 33,912	\$ 625,578	\$ 11,567	\$ 7,254	\$ 20,465	\$ 12,493	\$ 2,017,152

See accompanying independent auditors' report and notes to financial statements.

### Permanent Funds

Permanent funds are used to account for assets held by the Town of Bucksport, Maine that are legally restricted pursuant to Title 30-A, §5653 of the Maine State Statutes, as amended, and unless otherwise specified, only earnings, and not principal, may be used for purposes that benefit the Town or its citizenry. These funds have been established for various purposes including the provision and/or maintenance of the cemeteries.

## TOWN OF BUCKSPORT, MAINE

COMBINING BALANCE SHEET – NONMAJOR PERMANENT FUNDS  
JUNE 30, 2015

	Cemetery Trusts	Spofford Indigent Fund	Ministerial Fund	Colonoscopy Fund	Oak Hill Cemetery	Totals
<b>ASSETS</b>						
Cash and cash equivalents	\$ -	\$ -	\$ -	\$ -	\$ 8,076	\$ 8,076
Investments	23,945	-	-	-	90,808	114,753
Due from other funds	27,929	50,098	7,009	908	-	85,944
<b>TOTAL ASSETS</b>	<b>\$ 51,874</b>	<b>\$ 50,098</b>	<b>\$ 7,009</b>	<b>\$ 908</b>	<b>\$ 98,884</b>	<b>\$ 208,773</b>
<b>LIABILITIES</b>						
Due to other funds	\$ -	\$ -	\$ -	\$ -	\$ 654	\$ 654
<b>TOTAL LIABILITIES</b>	<b>-</b>	<b>-</b>	<b>-</b>	<b>-</b>	<b>654</b>	<b>654</b>
<b>FUND BALANCES</b>						
Nonspendable - principal	21,097	39,826	2,300	-	76,975	140,198
Restricted	30,777	10,272	4,709	908	21,255	67,921
Committed	-	-	-	-	-	-
Assigned	-	-	-	-	-	-
Unassigned	-	-	-	-	-	-
<b>TOTAL FUND BALANCES</b>	<b>51,874</b>	<b>50,098</b>	<b>7,009</b>	<b>908</b>	<b>98,230</b>	<b>208,119</b>
<b>TOTAL LIABILITIES AND FUND BALANCES</b>	<b>\$ 51,874</b>	<b>\$ 50,098</b>	<b>\$ 7,009</b>	<b>\$ 908</b>	<b>\$ 98,884</b>	<b>\$ 208,773</b>

See accompanying independent auditors' report and notes to financial statements.

SCHEDULE J

TOWN OF BUCKSPORT, MAINE

COMBINING SCHEDULE OF REVENUES, EXPENDITURES AND CHANGES IN FUND BALANCES  
NONMAJOR PERMANENT FUNDS  
FOR THE YEAR ENDED JUNE 30, 2015

	Cemetery Trusts	Spofford Indigent Fund	Ministerial Fund	Colonoscopy Fund	Oak Hill Cemetery	Totals
REVENUES						
Investment income, net of unrealized gains/(losses)	\$ (6,415)	\$ 714	\$ 85	\$ 11	\$ (909)	\$ (6,514)
TOTAL REVENUES	<u>(6,415)</u>	<u>714</u>	<u>85</u>	<u>11</u>	<u>(909)</u>	<u>(6,514)</u>
EXPENDITURES						
Cemetery	6,058	-	-	-	-	6,058
TOTAL EXPENDITURES	<u>6,058</u>	<u>-</u>	<u>-</u>	<u>-</u>	<u>-</u>	<u>6,058</u>
EXCESS (DEFICIENCY) OF REVENUES OVER EXPENDITURES	<u>(12,473)</u>	<u>714</u>	<u>85</u>	<u>11</u>	<u>(909)</u>	<u>(12,572)</u>
OTHER FINANCING SOURCES (USES)						
Transfers in	-	-	-	-	-	-
Transfers (out)	-	(4,500)	-	-	-	(4,500)
TOTAL OTHER FINANCING (USES)	<u>-</u>	<u>(4,500)</u>	<u>-</u>	<u>-</u>	<u>-</u>	<u>(4,500)</u>
NET CHANGE INFUND BALANCES	<u>(12,473)</u>	<u>(3,786)</u>	<u>85</u>	<u>11</u>	<u>(909)</u>	<u>(17,072)</u>
FUND BALANCES - JULY 1	64,347	53,884	6,924	897	99,139	225,191
FUND BALANCES - JUNE 30	<u>\$ 51,874</u>	<u>\$ 50,098</u>	<u>\$ 7,009</u>	<u>\$ 908</u>	<u>\$ 98,230</u>	<u>\$ 208,119</u>

See accompanying independent auditors' report and notes to financial statements.

### General Capital Assets

General capital assets are those assets related to activities reported in the governmental funds. These assets are reported in the governmental activities column of the government-wide statement of net position.

SCHEDULE K

TOWN OF BUCKSPORT, MAINE

SCHEDULE OF GENERAL CAPITAL ASSETS BY FUNCTION  
JUNE 30, 2015

												Totals
General government	\$	1,420,550	\$	624,591	\$	99,153	\$	1,832,844	\$	3,977,138		
Protection		39,757		2,032,291		2,371,846		-		4,443,894		
Public works		1,416,946		1,195,432		1,652,405		8,330,514		12,595,297		
Health and sanitation		14,000		298,987		164,576		6,290		483,853		
Recreation		309,676		724,307		90,765		1,455,459		2,580,207		
Sewer fund		1,148,772		5,421,590		131,536		5,645,073		12,346,971		
Marina		-		45,593		5,307		25,813		76,713		
Total General Capital Assets		4,349,701		10,342,791		4,515,588		17,295,993		36,504,073		
Less: Accumulated Depreciation		-		(5,556,746)		(2,963,169)		(11,108,921)		(19,628,836)		
Net General Capital Assets	\$	4,349,701	\$	4,786,045	\$	1,552,419	\$	6,187,072	\$	16,875,237		

See accompanying independent auditors' report and notes to financial statements.

## TOWN OF BUCKSPORT, MAINE

SCHEDULE OF CHANGES IN GENERAL CAPITAL ASSETS BY FUNCTION  
FOR THE YEAR ENDED JUNE 30, 2015

	General Capital Assets 7/1/14 (Restated)	Additions	Deletions	General Capital Assets 6/30/15
General government	\$ 3,958,690	\$ 18,448	\$ -	\$ 3,977,138
Protection	4,244,596	199,298	-	4,443,894
Public works	12,336,232	313,461	(54,396)	12,595,297
Health and sanitation	483,853	-	-	483,853
Recreation	2,580,207	-	-	2,580,207
Sewer fund	12,193,580	153,391	-	12,346,971
Marina	76,713	-	-	76,713
Total General Capital Assets	35,873,871	684,598	(54,396)	36,504,073
Less: Accumulated Depreciation	(18,715,337)	(967,895)	54,396	(19,628,836)
Net General Capital Assets	<u>\$ 17,158,534</u>	<u>\$ (283,297)</u>	<u>\$ -</u>	<u>\$ 16,875,237</u>

See accompanying independent auditors' report and notes to financial statements.