

The University of Maine

DigitalCommons@UMaine

General University of Maine Publications

University of Maine Publications

5-1-1999

1999 University of Maine Women's Basketball Postseason Media Guide

UMaine Athletic Media Relations Office

Follow this and additional works at: https://digitalcommons.library.umaine.edu/univ_publications




Part of the [Higher Education Commons](#), and the [History Commons](#)

Repository Citation

UMaine Athletic Media Relations Office, "1999 University of Maine Women's Basketball Postseason Media Guide" (1999). *General University of Maine Publications*. 3088.

https://digitalcommons.library.umaine.edu/univ_publications/3088

This Media Guide is brought to you for free and open access by DigitalCommons@UMaine. It has been accepted for inclusion in General University of Maine Publications by an authorized administrator of DigitalCommons@UMaine. For more information, please contact um.library.technical.services@maine.edu.



JAMIE CASSIDY
1999 AMERICA EAST PLAYER OF THE YEAR

**1999 UNIVERSITY OF MAINE
WOMEN'S BASKETBALL
POSTSEASON MEDIA GUIDE**

BLACK BEARS FACTS


Location:	Orono, ME 04469
Founded:	1865
Enrollment:	10,000
President:	Dr. Peter Hoff
Athletic Director:	Dr. Suzanne Tyler
Nickname:	Black Bears
Colors:	Blue and White
NCAA Affiliation:	Division I
League Affiliation:	AMERICA EAST
Home Court:	Alfond Sports Arena (5,712)
Head Coach:	Joanne Palombo-McCallie
Alma Mater:	Northwestern, '87
Career Record:	146-61 (7 years)
Record at Maine:	same
Office Phone:	(207) 581-4067
Assistant Coaches:	Kim Lazor (Penn State, '94) Jody Benner (UMaine, '92) Barbora Garbova (Eastern Illinois, '98) Sherrie Weeks Amy Carleton, Jay Eaton Marian Dressler
Basketball Athletic Trainer:	
Managers:	Andrea Clark, Kelly Bowman, Jamie Cassidy, Amy Vachon
Basketball Secretary:	
1998-99 Captains:	
Players Returning/Lost:	9/3
Starters Returning/Lost:	2/3
Newcomers:	6
1998-99 Overall Record:	23-6
1998-99 Conference Record:	17-1/1st
Senior Assoc. AD for Finance and Administration:	Dr. Dino Mattessich
Assoc. AD for Intramurals and Recreation:	Dave Ames
Asst. AD for Compliance:	Tracey Flynn
Asst. AD for Internal Affairs:	James Dyer
Coordinator for Development (interim):	Stan Israel
Sports Information Director:	Joe Roberts
Asst. SID:	David Lang
Asst. SID (Women's Basketball):	Lisa McEvoy
Office Phone:	(207) 581-1086
Home Phone:	(207) 262-9355
Fax:	(207) 581-3297
Web Site Address:	www.ume.maine.edu/~athletic

CONTENTS

Black Bear Facts	1
Head Coach Joanne Palombo-McCallie	2
Assistant Coaches	3
AMERICA EAST Roundup	4
UMaine Roster	5
Player Bio's/Player's Game-by-Game Stats	6-31
1998-99 Schedule & Results/Game-by-Game Results	32-33
UMaine Player Overall/Conference Stats	34
UMaine Player Points-Rebounds-Assists	35
UMaine Highs/Lows	36
1998-99 Opponent Highs-Lows	37
Season/Career Highs	38
UMaine Records	39
UMaine vs. The NCAA Field	40
23 Years in review	41-42



HEAD COACH JOANNE PALOMBO-McCALLIE



Joanne Palombo-McCallie, 32, was named the fourth head coach in the 22-year history of the University of Maine women's basketball program on June 18, 1992. The appointment was an opportunity to return home for the native of Brunswick, Maine and was a chance for the Black Bears to be led by a coach who has achieved the highest levels of performance at every point of her career.

Now in her seventh year at the helm of the program, she has led the Black Bears to four Conference Championships, five regular season titles, and six straight 20-win seasons. She was named the 1995, 1996 and 1999 conference Coach of the Year and led the Black Bears to their fifth NCAA Tournament appearance this season with a 23-6 record.

Palombo is accustomed to success. She was the state of Maine's first *Parade Magazine* girl's basketball All-American as a senior at Brunswick High School in 1983. She took her playing talents to Northwestern University where she was a four-year letter winner for the Wildcats, helping them to the second round of the NCAA Tournament in 1987. As a senior, she was an All-Big Ten Honorable Mention selection and a first-team All-Academic choice.

She graduated in 1987 with a bachelor's degree in political science and worked in the sales and marketing division of a major telecommunications company, quickly becoming one of the company's top producers.

After assisting the Northwestern team on a part-time basis while working in the private sector, she moved on to Auburn University where she earned her master's degree in business administration in 1990 and served as an assistant coach for the Lady Tigers from 1988-1992. Auburn played in two national championship games and made an appearance in the Elite Eight during her tenure.

The team also posted the longest home winning streak in NCAA history, winning 69 games. As the team's primary recruiter, Palombo signed the fourth-ranked recruiting class in 1990-91 and the 16th-ranked recruiting class in 1991-92.

Palombo came to Maine prepared to use her experience and knowledge to continue and build on the achievements that have been a part of her life.

In her first season as a head coach, Palombo overcame the loss of four seniors, the challenge of a new coaching staff and a difficult schedule, to lead UMaine to its fourth straight North Atlantic Conference title game.

In 1994, UMaine won 14 of its last 16 games to finish 20-7 overall. The 12-game improvement of the team's 1992-93, 9-20 mark was the fourth-best turn around in the nation. A smothering defense which ranked second in the nation in points allowed (54.7 ppg) and sixth in field goal percentage defense (.361) helped lead the Black Bears.

In August of 1995, Palombo coached a U.S. college all-star team that traveled to Belgium to play against Europe's all-stars in the People-to-People tournament. Her squad, which included two members of her Black Bear team (Stephanie Guidi and Sandi Carver), recorded a 4-3 mark.

In 1996, she led the team on a 19-game winning streak, the longest in school history, in addition to a defense that ranked third nationally in field goal percentage defense (35.4) and eighth in scoring margin (16.8). Under her guidance, the 1997 squad won 18 of its final 20 games and was second in the nation in field goal percentage (49.5), eighth in scoring margin (18.6), eighth in field goal percentage defense (35.6) and 12th in scoring offense (80.5).

Palombo recorded her 100th career coaching victory in 1997 with a 99-57 victory over Towson State in the America East tournament quarterfinals. During the 1997-98 season, she became the winningest coach in the history of UMaine women's basketball and her career record now stands at 146-61.

In that season, the Black Bears once again broke the 20-win mark, posting a 21-9 record. Maine was ranked 24th in scoring offense (77.9), ninth in field goal percentage (48.2) and 16th in free throw percentage (74.0).

As a part of her role as head coach, Palombo has worked diligently in several areas surrounding the sport. She has sought to increase the visibility of not only her own program but women's athletics in general. Attendance for home basketball games soared to an average 4,846, a school and conference record in 1997-98. UMaine ranked as high as 10th in the nation last season, and second in New England in average attendance.

Additionally, Palombo has played an integral role in putting together a fundraising event for the UMaine women's basketball program and women's athletics. She secured two high-profile advocates of women's athletics, Dr. Donna Lopiano and Sheryl Swoopes, to be the featured speakers for "Realizing the Dream; Celebrating Women in Athletics." Palombo is also a member of the Women's Basketball Coaches Association as well as having served as a YES (Youth Education in Sports) clinician. She is currently a member of the Kodak All-American Selection Committee and the *USA Today's* Top 25 Poll Committee. Palombo also serves on a variety of state of Maine committees which include: Board of Directors for the Shaw House, Governor's Council for Physical Fitness, and honorary member for Take Our Daughters to Work Day.


Another role which is important to Palombo is being a mother. She and husband Dr. John McCallie are the proud parents of four-year-old Madeline.

PALOMBO'S CAPSULE

- A native of Brunswick, Maine
- 1995, 1996, 1999 Conference Coach of the Year
- Led UMaine to NCAA Tournament appearance in 1995, 1996, 1997, 1998 and 1999
- Led UMaine to its eighth regular season conference title in 1998-99-its fifth straight
- Led UMaine to its 13th 20 win season in 1998-99, the sixth time in her career.
- The state of Maine's first *Parade Magazine* girl's basketball All-American in 1983
- A first team Big Ten All-Academic Selection and an All-Big Ten Honorable Mention selection at Northwestern University
- Was the assistant coach at Auburn University from 1988 to 1992, helping to guide Auburn to two NCAA Final Four appearances
- Helped recruit the fourth best class in the nation in 1990-91 and the 16th best class in 1991-92 while at Auburn
- A member of the Kodak All-American Selection Committee
- A member of the USA Today's Top 25 Poll Committee
- Has served as a YES (Youth Education through Sports) clinician
- A member of the Board of Directors for the Shaw House
- Member of the state of Maine Governor's Council for Physical Fitness
- Helped bring Coaches vs. Cancer program to UMaine
- Served as Honorary Chairperson for the 1998 Maine Race for the Cure
- Served as Honorary Chairperson for the 1997 and 1998 Memory Walks



ASSISTANT COACHES



JODY BENNER

Benner, 27, is in his sixth year as an assistant coach on the University of Maine coaching staff.

The 1995-96 season was his first as a full-time coach after spending two seasons as a restricted-earnings coach prior to 1995. He has previously coached recreational league basketball in Wiscasset, Maine.


In August of 1998, he served as one of the coaches of a U.S. all-star team which travelled to France. The team included current UMaine players Amy Vachon and Kristen McCormick.

Benner has also assisted with various forms of game management for the men's and women's teams at Lyndon State College in Vermont, a school he attended before coming to UMaine as an undergraduate. He graduated from UMaine in December of 1992 with a bachelor's degree in psychology and is currently nearing completion of his master's in education.

At Wiscasset High School, he was a three-sport athlete, competing in soccer, basketball, and baseball. As a senior he captained both the basketball and baseball teams.

Benner coordinates recruiting, scheduling, and Black Bear Basketball summer camps, while assisting with scouting of opponents, game preparation and film exchange.

Benner resides in Bangor with his wife Christine.



KIM LAZOR


Lazor is in her third season as a member of the Black Bear coaching staff. Lazor, a 27-year-old native of Warren, Ohio, is a 1994 graduate of Penn State University in State College, Pa., where she earned a bachelor's degree in communications.

As a member of the Penn State nationally-ranked women's basketball team, Lazor played an integral part in the Lady Lion's ascent to the top of the Atlantic 10 and Big 10 conference standings and the team's season-long streak in the top two positions in the national polls. In 1990, she was named an Atlantic 10 Conference Player of Influence, despite suffering a dislocated knee in her first collegiate home game and in 1993 was honored with the PSU Adversity Award for continuing her career after four knee surgeries. She came to UMaine after spending two years at Bucknell University in Lewisburg, Pa. where she was responsible for coaching post players. She helped lead Bucknell to its first-ever Patriot League regular season title while tying a school record 18 wins in 1996.

Prior to Bucknell, she was an assistant coach of the girls' varsity and junior varsity teams at State College Area High School.

Lazor's responsibilities for the Black Bears are the coaching and recruitment of post players, scouting opponents, planning team travel and marketing-promotions, fundraising and summer camps.

Lazor plans to marry Geoffrey Clark of Starks, Maine in May of 1999.



BARBORA GARBOVA

Garbova began her first season as a member of the Black Bear coaching staff this year after graduating from Eastern Illinois University in 1998.

A native of the Czech Republic, Garbova played for John Klein at Eastern Illinois and was team captain as a senior. She was named the Mid-Continent Conference Newcomer of the Year in 1995 and was a first team Mid-Continent Conference player in 1996. She was a second team Ohio Valley All-Conference selection as a junior and a first team pick as a senior. She also earned Academic All-Conference honors in 1996.

Before coming to the U.S., Garbova played on the Slovak Olympic National Team which finished fourth in the European Championships in 1995. She has also been on teams that won the 1993 Czechoslovakian Championship and the 1993 and 1994 Slovakian National Championship.



1998-99 AMERICA EAST ROUND UP

1998-99 ALL-CONFERENCE SELECTIONS

First Team

JAMIE CASSIDY	MAINE	JR.	F	6-4
Karalyn Church	Vermont	Jr.	F	6-0
Orsi Farcas	New Hampshire	Jr.	F	6-2
Betsy Palacek	Northeastern	Sr.	F	6-2
Tesha Tinsley	Northeastern	Sr.	G	5-6

Second Team

KRISTEN McCORMICK	MAINE	JR.	G	5-10
AMY VACHON	MAINE	JR.	G	5-7
Cindy Johnson	Delaware	So.	G	5-8
Danielle Leyfert	Delaware	So.	G	5-11
Michelle Maslowski	Drexel	So.	G/F	6-2

Third Team

Alison Dixon	Boston University	So.	C	6-2
Christie Lauzon	Vermont	Jr.	G	5-6
Mikki Miller	Drexel	Jr.	G/F	5-10
Shniece Perry	Towson	Jr.	C	5-11
Denece Rivera	Hofstra	Jr.	G	5-6

All Rookie

Aubrey Danen	New Hampshire	Fr.	F	6-1
Megan Dellegrotti	Delaware	Fr.	G	5-6
Janeka Lopp	Hartford	Fr.	F	5-10
Kiki Proctor	New Hampshire	Fr.	G	5-5
Libby Smith	Vermont	Fr.	G	5-9

CONFERENCE HONORS

PLAYER OF THE YEAR	JAMIE CASSIDY, MAINE
Rookie of the Year	Libby Smith, Vermont
COACH OF THE YEAR	JOANNE PALOMBO-McCALLIE, MAINE

1998 AMERICA EAST

WOMEN'S BASKETBALL TOURNAMENT

At the University of Vermont
Burlington, Vermont

First Round

#7 Towson 87, # 10 Boston University 67
8 Hofstra 53, # 9 Hartford 52

Quarterfinals

6 Drexel 69, # 3 New Hampshire 59
2 Northeastern 58, Towson 46
1 Maine 69, Hofstra 57
#4 Vermont 74, # 5 Delaware 64

Semifinals

UMaine 66, Vermont 61
Northeastern 76, Drexel 52

Finals

Northeastern 57, UMaine 55

All-Tournament Team

Maureen Michaels, Drexel
Karalyn Church, Vermont
Tesha Tinsley, Northeastern
Jamie Cassidy, UMaine
Amy Vachon, UMaine

Tournament Most Outstanding Player

Tesha Tinsley, Northeastern

1998-99 AMERICA EAST FINAL STANDINGS

	Conference		Overall	
	W	L	W	L
Maine	17	1	21	5
^Northeastern	13	5	19	7
New Hampshire	13	5	19	6
Vermont	11	7	16	11
Delaware	10	8	16	10
Drexel	7	11	11	15
Towson	6	12	11	15
Hofstra	6	12	8	18
Hartford	5	13	8	18
Boston University	2	16	5	21

^ Conference Tournament Champion

AMERICA EAST IN THE 1999 NCAA TOURNAMENT

East #10 UMaine vs. # 7 Stanford
Midwest #13 Northeastern vs. #4 North Carolina



1998-99 ROSTER/PRONUNCIATION GUIDE

ALPHABETICAL

No.	Player	Cl.	Ht.	Pos.	Hometown/Previous School
11	Kelly Bowman**	Sr.-r	5-11	F	Newport, Maine/Nokomis HS
31	Raquel Burke	Fr.	6-1	F	Nepean, Ontario/Confederation HS
24	Jamie Cassidy**	So.	6-4	C	Methuen, Mass./Methuen HS
50	Andrea Clark**	Jr.	6-2	F	Starks, Maine/Madison HS
5	Katie Clark*	So.	6-0	F	Bangor, Maine/Bangor HS
30	Ellen Geraghty#	Fr.	5-9	G	Winsted, Conn./The Gilbert School
12	Tracy Guerrette	Fr.	5-9	G	St. Agatha, Maine/Wisdom HS
21	Kizzy Lopez	Fr.	5-10	G	Hemmingford, Quebec/Chateau Guay Valley Regional HS
3	Chantal Macream	Fr.	5-6	G	Pierrefords, Quebec/Vanier College
4	Kristen McCormick*	So.	5-10	G	Medford, Mass./Medford HS
33	Eva Moldre	Fr.	6-3	C	Tallinn, Estonia/Estonian Sports College
42	Andrea Pardia	Fr.	5-10	F	Old Town, Maine/Old Town HS
22	Lacey Stone	Fr.	5-10	G	Whitefish Bay, Wisc./Trinity HS
25	Martina Tinklova	Fr.	6-4	F	Olomonc, Czech Republic/Czech English Gymnasium
20	Amy Vachon**	So.	5-7	G	Augusta, Maine/Cony HS

NUMERICAL

No.	Player	Cl.	Ht.	Pos.	Hometown/Previous School
3	Chantal Macream*	So.	5-6	G	Pierrefords, Quebec/Vanier College
4	Kristen McCormick*	Jr.	5-10	G	Medford, Mass./Medford HS
5	Katie Clark*	Jr.	6-0	F	Bangor, Maine/Bangor HS
11	Kelly Bowman**	Sr.-r	5-11	F	Newport, Maine/Nokomis HS
12	Tracy Guerrette	Fr.	5-9	G	St. Agatha, Maine/Wisdom HS
20	Amy Vachon**	Jr.	5-7	G	Augusta, Maine/Cony HS
21	Kizzy Lopez*	So.	5-10	G	Hemmingford, Quebec/Chateau Guay Valley Regional HS
22	Lacey Stone	Fr.	5-10	G	Whitefish Bay, Wisc./Trinity HS
24	Jamie Cassidy**	Jr.	6-4	C	Methuen, Mass./Methuen HS
25	Martina Tinklova*	So.	6-4	F	Olomonc, Czech Republic/Czech English Gymnasium
30	Ellen Geraghty#	Fr.	5-9	G	Winsted, Conn./The Gilbert School
31	Raquel Burke	Fr.	6-1	F	Nepean, Ontario/Confederation HS
33	Eva Moldre	Fr.	6-3	C	Tallinn, Estonia/Estonian Sports College
42	Andrea Pardia	Fr.	5-10	F	Old Town, Maine/Old Town HS
50	Andrea Clark**	Sr.	6-2	F	Starks, Maine/Madison HS

Head Coach:

Joanne Palombo-McCallie (Northwestern, '87)

Assistant Coaches:

Kim Lazor (Penn State, '93), Jody Benner (UMaine, '92), Barbora Garbova (Eastern Illinois, '98)

* - Letterwinners Returning

** - Captains

r - redshirts

- Will miss the 1998-99 season with an injury

Probable Starters:

	Pos.	Cl.	Ht.	G/GS	PPG	RPG	APG
4 Kristen McCormick	G	Jr.	5-10	7/23	11.8	3.0	1.1
20 Amy Vachon	G	Jr.	5-7	27/27	8.5	4.1	8.1
21 Kizzy Lopez	F	So.	5-10	29/13	5.5	4.5	1.7
50 Andrea Clark	F	Sr.	6-2	22/14	3.0	3.4	0.7
24 Jamie Cassidy	C	Jr.	6-4	29/29	24.2	8.7	2.1

Key Reserves

	Pos.	Cl.	Ht.	G/GS	PPG	RPG	APG
25 Martina Tinklova	F	So.	6-4	28/15	10.2	5.1	1.6
11 Kelly Bowman	G	Sr.	5-11	29/17	6.6	2.6	1.3
5 Katie Clark	F	Jr.	6-0	14/0	4.4	1.6	0.8

UMAINE BY CLASS

Seniors (2)

Bowman
A. Clark

Juniors (4)

Cassidy
K. Clark
McCormick
Vachon

Sophomores (3)

Lopez
Macream
Tinklova

Freshmen (6)

Burke
Geraghty
Guerrette
Moldre
Stone
Pardia

UMAINE BY POSITION

Guards (7)

Bowman
Geraghty
Lopez
Macream
McCormick
Stone
Vachon

Forwards (6)

Burke
A. Clark
K. Clark
Guerrette
Pardia
Tinklova

Centers (2)


Cassidy
Moldre

Pronunciations:

Tracy Guerrette	GA-Ret
Chantal Macream	Shon-TAL MA Cream
Eva Moldre	Ava MOLD-REH
Martina Tinklova	Tink-LOW-Vah
Amy Vachon	VA-Shawn



KELLY BOWMAN



11 KELLY BOWMAN

Senior
5-11

Guard
Newport, Maine

AS A SENIOR: In the conference tournament, scored two straight threes in the final 30 seconds of the first half to give UMaine the lead... with Amy Vachon out of action, Bowman dished off a career-high five assists in the regular season win at Vermont... led the team with 17 points in the win over Towson where she saw some action at point guard... scored a career-high 18 points in the win at UNH and quick-handed three steals... added 16 points in the home win over Delaware... opened the season with 14 points in her first career start against Northeastern... grabbed a career-high seven rebounds and added seven points, two assists and three steals against BU on Jan. 5... was an instrumental part of the team's play in the Tulane Tournament... against Middle Tennessee State, she scored 10 points in 11 minutes of play, including two free throws which put the game out of reach for the Blue Raiders. She added 11 points in the loss to Tulane, hitting three-for-three from three-point range... A UMaine Scholar Athlete Silver Medalist... co-captain of the team.

AS A JUNIOR: Bowman saw action in 13 games after missing the first 12 games of the season with a stress fracture... scored six points in her season debut against UNH.

AS A SOPHOMORE: Bowman appeared in three contests before injuring her knee which caused her to miss the remainder of the year... named to the 1997 America East Academic Honor Roll.

AS A FRESHMAN: Played in 23 games for the Black Bears... scored seven points in seven minutes against Columbia... she scored three points in the first meeting with Hofstra... she had five points in the first win over Drexel... she combined for six points in the second games with Hofstra and Drexel.

BACKGROUND: Appeared in four Maine State Basketball Tournaments while playing for Charles Wing and Jeff Richard at Nokomis High School... averaged 23 points, 10 rebounds, six steals, four blocks, and three assists per game as a senior when Nokomis advanced to the Eastern Maine Finals... named All-Tournament twice in her career... totaled 1,257 points in her four-year career... selected to the *Bangor Daily News* Dream Team, Portland Newspapers Class of the State team, and *Lewiston Sun* All-State teams as a junior and senior... chosen Player of the Year and All-State by the *Waterville Sentinel*... Big East Player of the Year in 1994 and 1995... All-Conference in '93, '94, and '95... *USA Today* Honorable Mention as a senior and junior and "Player to Watch" as a senior... played three years of AAU Basketball under coaches Paul Vachon and Julie Treadwell... 1992 AAU team won the National Friendship Championship... captained high school soccer, basketball, and softball teams, in addition to being named top female athlete at Nokomis... All-Conference soccer player her junior and senior years... received the U.S. Marine Distinguished Athlete Award... honor roll student and two-year member of the National Honor Society.

Career Highs	
Points:	18 vs. UNH 1/16/99
Rebounds:	7 vs. BU 1/5/99
Assists:	5 vs. Vermont 1/27/99

Career Stats																		
YEAR	G/GS	FG/FGA	FG%	3FG/FGA	3FG%	FT/FTA	FT%	REB	RPG	PF/D	A	TO	BL	ST	PTS	PPG	MIN	
98-99	29/17	72/150	.480	23/63	.365	24/29	.828	75	2.6	33/0	39	35	5	28	191	6.6	519	
97-98	12/0	3/13	.231	0/4	.000	4/4	1.00	13	1.1	5/0	1	4	1	0	10	0.8	76	
96-97	3/0	0/2	.000	0/0	.000	0/1	.000	1	0.3	3/0	1	2	0	2	0	0.0	15	
95-96	23/0	10/21	.476	2/4	.500	5/9	.556	14	0.6	4/0	3	4	0	2	27	1.2	78	
TOTAL	67/17	85/186	.457	25/71	.352	33/43	.767	103	1.5	45/0	44	45	6	32	228	3.4	688	



BOWMAN'S 1998-99 STATS


THE STAT CREW SYSTEM For Basketball
 GAME BY GAME SEASON STATS - as of 03/08/99
 ALL GAMES

PLAYER: No.11 BOWMAN, Kelly Position: F Year: Sr Misc:

O P P O N E N T	DATE	GP-GS	MIN	T O T A L		3-POINTERS		FT-FTA	PCT	R E B O U N D S			PF-FO	A	TO	BLK	ST	PTS---AVG							
				FG-FGA	PCT	FG-FGA	PCT			OFF-DEF	TOT--AVG														
NORTHEASTERN UNIVER	11/20/98	* *	32	6	10	.600	2	5	.400	0	0	.000	1	3	4	4.0	2	0	2	4	0	3	14	14.0	
ST. BONAVENTURE	11/27/98	* *	15	2	3	.667	0	1	.000	0	0	.000	0	3	3	3.5	3	0	2	2	0	0	4	9.0	
OLE MISS	11/28/98	* *	12	0	2	.000	0	1	.000	0	0	.000	0	1	1	2.7	0	0	1	0	0	1	0	6.0	
at U. Massachusetts	12/02/98	* *	17	2	5	.400	1	3	.333	0	0	.000	1	0	1	2.3	1	0	0	0	0	0	5	5.8	
vs Western Kentucky	12/4/98	* *	20	2	5	.400	0	2	.000	0	0	.000	3	2	5	2.8	1	0	2	2	0	0	4	5.4	
vs Ohio University	12/05/98	*	10	0	0	.000	0	0	.000	0	0	.000	0	2	2	2.7	0	0	2	1	0	1	0	4.5	
RHODE ISLAND	12/11/98	*	8	0	2	.000	0	1	.000	0	0	.000	1	0	1	2.4	0	0	0	0	0	0	0	3.9	
vs Middle Tennessee	12/28/98	*	11	3	4	.750	1	1	1.00	3	3	1.00	1	1	2	2.4	2	0	1	0	1	0	10	4.6	
at Tulane	12/29/98	*	18	3	7	.429	3	3	1.00	2	2	1.00	1	1	2	2.3	2	0	1	1	0	0	11	5.3	
BOSTON UNIVERSITY	1/5/99	* *	26	3	12	.250	1	4	.250	0	0	.000	3	4	7	2.8	1	0	2	1	0	3	7	5.5	
at Drexel Universit	1/9/99	* *	11	0	2	.000	0	1	.000	2	2	1.00	2	1	3	2.8	0	0	0	0	0	2	2	5.2	
at Hofstra	1/11/99	* *	16	2	5	.400	0	3	.000	0	0	.000	1	0	1	2.7	1	0	2	2	0	1	4	5.1	
at New Hampshire	1/16/99	* *	26	8	12	.667	2	3	.667	0	2	.000	1	2	3	2.7	0	0	3	2	0	3	18	6.1	
at Univ. of Hartfor	1/19/99	* *	25	3	5	.600	0	2	.000	0	1	.000	1	1	2	2.6	1	0	0	1	1	0	6	6.1	
UNIV. OF DELAWARE	1/22/99	* *	23	5	8	.625	1	3	.333	5	5	1.00	1	2	3	2.7	1	0	2	0	1	1	16	6.7	
TOWSON	1/24/99	* *	32	6	9	.667	2	4	.500	3	3	1.00	2	4	6	2.9	2	0	0	3	1	3	17	7.4	
at Vermont	1/27/99	* *	26	1	4	.250	0	2	.000	0	0	.000	1	4	5	3.0	2	0	5	1	0	2	2	7.1	
DREXEL UNIVERSITY	1/30/99	* *	18	4	7	.571	1	2	.500	0	0	.000	1	5	6	3.2	1	0	0	5	0	0	9	7.2	
HOFSTRA	2/1/99	* *	20	3	6	.500	2	5	.400	4	5	.800	1	1	2	3.1	1	0	2	3	0	1	12	7.4	
at Northeastern Uni	2/4/99	* *	19	1	5	.200	0	2	.000	0	0	.000	1	1	2	3.1	3	0	1	1	0	1	2	7.2	
at Boston Universit	2/6/99	*	11	0	0	.000	0	0	.000	3	4	.750	0	1	1	3.0	1	0	0	1	0	1	3	7.0	
VERMONT	2/10/99	*	18	4	9	.444	2	5	.400	0	0	.000	2	1	3	3.0	3	0	3	0	1	1	10	7.1	
NEW HAMPSHIRE	2/14/99	*	12	3	4	.750	1	2	.500	0	0	.000	1	2	3	3.0	1	0	0	1	0	0	7	7.1	
at Univ. of Delawar	2/18/99	*	11	1	4	.250	0	1	.000	0	0	.000	0	1	1	2.9	1	0	1	2	0	0	2	6.9	
at Towson	2/20/99	*	22	4	8	.500	1	3	.333	2	2	1.00	1	1	2	2.8	1	0	1	0	0	1	11	7.0	
UNIV. OF HARTFORD	2/25/99	* *	21	3	4	.750	1	1	1.00	0	0	.000	1	0	1	2.8	0	0	0	0	0	2	7	7.0	
vs Hofstra	3/4/99	*	4	0	2	.000	0	0	.000	0	0	.000	0	0	0	2.7	0	0	0	1	0	0	0	6.8	
at Vermont	3/5/99	*	11	0	1	.000	0	1	.000	0	0	.000	0	2	2	2.6	2	0	0	1	0	0	0	6.5	
vs Northeastern Uni	3/6/99	*	24	3	5	.600	2	2	1.00	0	0	.000	1	0	1	2.6	0	0	6	0	0	1	8	6.6	
Totals.....		29	17	519	72	150	.480	23	63	.365	24	29	.828	29	46	75	2.6	33	0	39	35	5	28	191	6.6



JAMIE CASSIDY



24 JAMIE CASSIDY

Junior Forward/Center
6-4 Methuen, Mass.

AS A JUNIOR: Named the 1999 America East Player of the Year... A first team All-Conference selection for the second straight year ... Cassidy leads UMaine and America East in scoring with an average of 24.2 points... was 6th in the nation in scoring in the last NCAA rankings (3/1/99)... leads the conference in blocked shots with 2.2 per game... was named America East Player of the Week five times this season... scored more than 30 points six times this season, including a 34-point performance in the conference tournament semifinals against Vermont... earned her third All-Tournament honor of the season at Tulane, scoring a career-high 41 points against Middle Tennessee State and adding a game-high 25 points against Tulane... earned her third America East Player of the Week nod for her 66 points in two games at Tulane... started the season by leading UMaine with 24 points and 12 rebounds against Northeastern and was named America East Player of the Week for her efforts... scored 24 points, grabbed 11 rebounds and added five assists in 26 minutes in the opening round win over St. Bonaventure in the Dead River Company Classic... also became the 11th UMaine women's basketball player to break the 1,000 point mark in that game and currently stands fifth in scoring in UMaine history, just 20 points behind the fourth place player ... earned a spot on the All-Tournament team after scoring 38 points and grabbing 10 rebounds against Ole Miss... set a tournament record for points in a game (38) and points in a tournament (62) and was named conference Player of the Week for the second straight week... scored 20 points against Western Kentucky and 16 points against Ohio University as she was named to the All-Tournament team at the Northwestern Roger L. White

Career Highs	
Points:	41 vs. MTSU. 12/28/98
Rebounds:	15, last vs. URI 12/21/97
Assists:	6 vs. Delaware 1/10/98
Blocks:	7 vs. URI 12/21/97

Invitational... a preseason *Street & Smith* Honorable Mention All-American, she has been named to the America East All-Tournament team for each of the past three years. ... has 27 double-doubles to her credit, including 12 this season... co-captain of the team.

AS A SOPHOMORE: Maine's leading rebounder last season and top returning scorer... averaged 17.6 ppg and 7.9 rpg during the 1997-98 season... an All-America East First Team selection as a sophomore... played in 30 games and started 27... she scored the game-winning basket with six seconds remaining versus Vermont in the conference title game... she was second in the league with 1.53 blocks per game... she scored in double figures in all but one game last season and scored 20 points or more in 12 games... she had a game-high 24 points and 10 rebounds against UConn and averaged 22.3 ppg and 8.7 rpg against ranked opponents last season (20 points vs. Western Kentucky, 23 points against Wisconsin)... was named to the All-Tournament team in the Dead River Classic... tied the UMaine record for blocked shots in a game with seven against Hofstra on January 24... she recorded an impressive line at Delaware and was named America East Player of the Week for the second time in the 1997-98 season, scoring a career-high 30 points, grabbing nine rebounds, dishing off six assists and blocking two shots... she was named to the All-Tournament team at the UMiami Holiday Classic after scoring 13 points against East Carolina and notching a team-high 26 points, a game-high 10 rebounds and four blocks against Miami... she was named America East Player of the Week on Dec. 22 after scoring 18 points, grabbing 15 rebounds and blocking five shots against Rhode Island... she has 15 double-doubles to her credit, including 10 last season.

AS A FRESHMAN: Cassidy played in every game of the season, starting 18... the 1997 America East Rookie of the Year... was one of seven college players and nine pro players invited to Pete Newell's Elite Post camp over the summer... scored nine points in her collegiate debut against George Washington... named the America East Rookie of the Week five times (Dec. 16, Jan. 6, Jan. 13, Jan. 20, Feb. 24)... she was named to the America East All-Tournament team for her combined 41 points and 17 rebounds... scored 24 points and had five blocks in the NCAA Tournament first round loss to LSU... combined for 31 points and 20 rebounds in the Dead River Company Classic... named the ECAC Rookie of the Week Dec. 16 for her 22 points, six rebounds and two blocked shots vs. Western Kentucky... she scored 28 points against UNH Jan. 11... tossed in 20 points vs. Delaware Feb. 13... was the team's top shot blocker and was second in scoring and rebounding.

BACKGROUND: 1996 Merrimack Valley Conference Player of the Year... *Boston Globe* All-Scholastic... *Eagle Tribune* All-Star... 1996 Massachusetts Player of the Year... averaged 18 points, 13 rebounds, and four blocked shots a game her senior year... holds the Methuen H.S. record with 25 rebounds in one game... scored 1,204 points and cleared 802 rebounds in her career... also a conference all-star in volleyball... coached by Mimi Hyde-Stott at Methuen High School.

Career Stats																	
YEAR	G/GS	FG/FGA	FG%	3FG/FGA	3FG%	FT/FTA	FT%	REB	RPG	PF/D	A	TO	BL	ST	PTS	PPG	MIN
98-99	29/29	268/456	.588	7/33	.212	160/198	.808	252	8.7	68/0	61	99	65	36	703	24.2	951
97-98	30/27	194/373	.520	2/8	.250	139/177	.785	238	7.9	90/3	32	73	46	27	529	17.6	913
96-97	30/18	161/275	.585	12/36	.333	111/143	.776	209	7.0	69/0	41	68	38	16	445	14.8	777
TOTAL	89/74	623/1104	.564	21/77	.273	410/518	.791	699	8.0	227/3	134	240	149	79	1677	19.3	2641



CASSIDY'S 1998-99 STATS

THE STAT CREW SYSTEM For Basketball
 GAME BY GAME SEASON STATS - as of 03/08/99
 ALL GAMES

PLAYER: No.24 CASSIDY, Jamie Position: F Year: Jr Misc:

O P P O N E N T	DATE	GP-GS	MIN	T O T A L			3-POINTERS		F T - F T A			R E B O U N D S				PF-FO	A	TO	BLK	ST	PTS---AVG			
				FG-FGA	PCT	FG-FGA	PCT	PCT	PCT	OFF-DEF	TOT--AVG													
NORTHEASTERN UNIVER	11/20/98	* *	36	9	16	.563	0	1	0.000	6	6	1.000	1	11	12	12.0	4	0	1	2	5	1	24	24.0
ST. BONAVENTURE	11/27/98	* *	26	8	12	.667	1	1	1.000	7	9	.778	4	7	11	11.5	0	0	5	2	1	1	24	24.0
OLE MISS	11/28/98	* *	41	14	22	.636	1	2	.500	9	9	1.000	2	8	10	11.0	1	0	1	6	2	1	38	28.7
at U. Massachusetts	12/02/98	* *	32	6	15	.400	0	3	.000	5	5	1.000	3	3	6	9.8	3	0	4	2	1	0	17	25.8
vs Western Kentucky	12/4/98	* *	31	8	14	.571	0	0	.000	4	5	.800	0	8	8	9.4	0	0	2	4	4	3	20	24.6
vs Ohio University	12/05/98	* *	29	8	21	.381	0	2	.000	9	10	.900	1	6	7	9.0	4	0	2	1	2	1	25	24.7
RHODE ISLAND	12/11/98	* *	32	10	18	.556	0	0	.000	0	1	.000	2	4	6	8.6	2	0	1	3	1	2	20	24.0
vs Middle Tennessee	12/28/98	* *	37	18	26	.692	0	1	.000	5	8	.625	5	8	13	9.1	4	0	2	6	1	1	41	26.1
at Tulane	12/29/98	* *	38	10	21	.476	1	3	.333	4	4	1.000	2	3	5	8.7	2	0	3	3	3	2	25	26.0
BOSTON UNIVERSITY	1/5/99	* *	34	13	17	.765	1	2	.500	6	8	.750	2	6	8	8.6	2	0	0	3	0	2	33	26.7
at Drexel Universit	1/9/99	* *	27	4	15	.267	0	1	.000	8	9	.889	3	3	6	8.4	3	0	3	1	5	2	16	25.7
at Hofstra	1/11/99	* *	38	8	11	.727	0	0	.000	6	9	.667	2	12	14	8.8	2	0	2	7	5	2	22	25.4
at New Hampshire	1/16/99	* *	34	6	11	.545	1	2	.500	6	10	.600	1	9	10	8.9	2	0	2	5	2	1	19	24.9
at Univ. of Hartfor	1/19/99	* *	32	11	17	.647	0	0	.000	6	7	.857	0	12	12	9.1	4	0	3	6	1	0	28	25.1
UNIV. OF DELAWARE	1/22/99	* *	29	9	14	.643	0	1	.000	5	6	.833	3	9	12	9.3	2	0	1	2	2	0	23	25.0
TOWSON	1/24/99	* *	32	3	8	.375	0	0	.000	6	6	1.000	2	5	7	9.2	2	0	4	6	5	0	12	24.2
at Vermont	1/27/99	* *	38	9	16	.563	0	1	.000	0	2	.000	1	6	7	9.1	1	0	3	3	0	4	18	23.8
DREXEL UNIVERSITY	1/30/99	* *	33	10	12	.833	0	1	.000	3	3	1.000	1	11	12	9.2	1	0	1	2	5	0	23	23.8
HOFSTRA	2/1/99	* *	28	8	12	.667	0	1	.000	5	7	.714	2	6	8	9.2	3	0	1	3	1	3	21	23.6
at Northeastern Uni	2/4/99	* *	21	3	10	.300	0	1	.000	3	4	.750	1	6	7	9.1	4	0	2	1	0	1	9	22.9
at Boston Universit	2/6/99	* *	30	12	17	.706	0	1	.000	10	13	.769	1	9	10	9.1	2	0	0	5	2	0	34	23.4
VERMONT	2/10/99	* *	37	9	19	.474	0	2	.000	0	2	.000	1	7	8	9.0	4	0	4	0	6	2	18	23.2
NEW HAMPSHIRE	2/14/99	* *	35	11	14	.786	0	1	.000	5	8	.625	2	8	10	9.1	3	0	5	2	2	0	27	23.3
at Univ. of Delawar	2/18/99	* *	37	7	13	.538	0	1	.000	10	11	.909	2	7	9	9.1	4	0	3	7	3	1	24	23.4
at Towson	2/20/99	* *	31	12	15	.800	0	0	.000	6	6	1.000	3	9	12	9.2	1	0	1	2	2	1	30	23.6
UNIV. OF HARTFORD	2/25/99	* *	20	8	13	.615	1	2	.500	9	10	.900	0	4	4	9.0	4	0	1	2	0	1	26	23.7
vs Hofstra	3/4/99	* *	37	8	15	.533	0	1	.000	9	12	.750	0	5	5	8.9	1	0	3	4	0	3	25	23.8
at Vermont	3/5/99	* *	37	13	21	.619	0	1	.000	8	8	1.000	1	4	5	8.7	2	0	1	7	2	1	34	24.1
vs Northeastern Uni	3/6/99	* *	39	13	21	.619	1	1	1.000	0	0	.000	1	7	8	8.7	1	0	0	2	2	0	27	24.2
Totals.....		29 29	951	268	456	.588	7	33	.212	160	198	.808	49	203	252	8.7	68	0	61	99	65	36	703	24.2



ANDREA CLARK



50 ANDREA CLARK

Senior
6-2

Forward/Center
Starks, Maine

AS A SENIOR: Clark suffered an ankle injury on Jan. 7 and missed seven games before returning to action against Drexel... has started the last seven games and scored a career-high 11 points against Hartford in the final regular season game... had set her career-high in the previous game with nine points at Towson... against UNH, she scored a then career-high six points... pulled down a career-high eight rebounds in the UMass game on December 2... started the first four games... scored eight points and had seven rebounds in quarterfinal win over Hofstra... a co-captain of the 1998-99 team.

AS A JUNIOR: 1998 team captain... Clark appeared in all 30 games and started three... scored a field goal and two free throws in the closing minutes of the America East Championship game to help Maine to victory... scored four points and had two rebounds against Towson... scored five points and grabbed five rebounds against East Carolina... contributed four points, three rebounds and two assists against UNH... a 1998 National Strength and Conditioning Association All-American athlete.

AS A SOPHOMORE: Clark played in 29 games... the Starks, Maine native combined for five points in the losses to George Washington and JMU... she scored four points in the win over Brown... she scored four points vs. Delaware Jan. 18... she grabbed four rebounds against Hofstra Jan. 26... she cleared four boards and scored two points in the win over Towson State March 2... named to the 1997 America East Academic Honor Roll.

AS A FRESHMAN: Appeared in 25 games for the Black Bears... scored the first two points of her college career against Ohio State... she had five points against Columbia... she scored five points and cleared five rebounds in the first meeting with Northeastern.

BACKGROUND: Averaged 19.1 points, 13 rebounds, and three blocked shots per game at Madison High School... scored over 1,000 points in her high school career... member of the Western Maine Class C Champions in 1994... Class C Player of the Year in 1994 and '95... Mountain Valley, Western Maine, *Franklin Journal*, *Bangor Daily News*, and *Maine Sunday Telegram* All-Star honors in 1994 and '95... *USA Today* Honorable Mention as a junior and "Player to Watch" as a senior... finalist for Miss Maine Basketball... four-year letterwinner in basketball and softball... Class C Player of the Year in softball in 1994 and '95... member of the Class C State Champion softball team in 1992, '94, and '95... graduated in the top ten of her class... member of the National Honor Society.

Career Highs

Points: 11 vs. Hartford 2/25/99
Rebounds: 8 vs. UMass 12/2/98
Assists: 3 vs. St. Bonaventure 11/27/98

Career Stats

YEAR	G/GS	FG/FGA	FG%	3FG/FGA	3FG%	FT/FTA	FT%	REB	RPG	PF/D	A	TO	BL	ST	PTS	PPG	MIN
98-99	22/14	24/50	.480	0/0	.000	17/28	.607	75	3.4	27/0	15	28	4	10	65	3.0	372
97-98	30/3	16/27	.593	0/0	.000	9/15	.600	45	1.5	32/0	10	23	0	6	41	1.4	275
96-97	29/0	9/15	.600	0/0	.000	12/19	.632	46	1.6	19/0	5	23	2	2	30	1.0	179
95-96	25/0	13/31	.419	0/0	.000	9/21	.429	40	1.6	26/0	3	21	4	2	35	1.5	170
TOTAL	106/17	62/123	.504	0/0	.000	47/83	.566	206	1.9	104/0	33	95	10	20	171	1.6	996



A. CLARK'S 1998-99 STATS

THE STAT CREW SYSTEM For Basketball GAME BY GAME SEASON STATS - as of 03/08/99 ALL GAMES

PLAYER: No.50 CLARK, Andrea Position: C Year: Sr Misc:

O P P O N E N T	DATE	GP-GS	MIN	T O T A L		3-POINTERS		FT-FTA	PCT	R E B O U N D S				PF-FO	A	TO	BLK	ST	PTS---	AVG						
				FG-FGA	PCT	FG-FGA	PCT			OFF-DEF	TOT--	AVG														
NORTHEASTERN UNIVER	11/20/98	* *	18	1	4	.250	0	0	.000	0	0	.000	1	4	5	5.0	3	0	1	3	0	0	2	2.0		
ST. BONAVENTURE	11/27/98	* *	22	2	5	.400	0	0	.000	0	1	.000	0	3	3	4.0	1	0	3	2	1	2	4	3.0		
OLE MISS	11/28/98	* *	18	0	0	.000	0	0	.000	0	0	.000	0	3	3	3.7	1	0	1	1	0	0	0	2.0		
at U. Massachusetts	12/02/98	* *	29	1	4	.250	0	0	.000	0	0	.000	4	4	8	4.8	1	0	2	1	0	0	2	2.0		
vs Western Kentucky	12/4/98	* *	16	0	0	.000	0	0	.000	0	0	.000	1	0	1	4.0	1	0	1	1	0	2	0	1.6		
vs Ohio University	12/05/98	*	15	2	2	1.00	0	0	.000	1	2	.500	2	1	3	3.8	1	0	3	0	0	0	5	2.2		
RHODE ISLAND	12/11/98	*	14	1	2	.500	0	0	.000	2	3	.667	4	1	5	4.0	2	0	1	1	0	1	4	2.4		
vs Middle Tennessee	12/28/98	*	6	0	2	.000	0	0	.000	0	0	.000	0	0	0	3.5	1	0	1	0	0	0	0	2.1		
at Tulane	12/29/98	*	8	0	0	.000	0	0	.000	0	2	.000	1	0	1	3.2	1	0	0	1	0	0	0	1.9		
BOSTON UNIVERSITY	1/5/99	*	9	0	1	.000	0	0	.000	0	1	.000	0	0	0	2.9	1	0	0	3	0	0	0	1.7		
at Drexel Universit	1/9/99		0	0	0	.000	0	0	.000	0	0	.000	0	0	0	2.9	0	0	0	0	0	0	0	1.7		
at Hofstra	1/11/99		0	0	0	.000	0	0	.000	0	0	.000	0	0	0	2.9	0	0	0	0	0	0	0	1.7		
at New Hampshire	1/16/99		0	0	0	.000	0	0	.000	0	0	.000	0	0	0	2.9	0	0	0	0	0	0	0	1.7		
at Univ. of Hartfor	1/19/99		0	0	0	.000	0	0	.000	0	0	.000	0	0	0	2.9	0	0	0	0	0	0	0	1.7		
UNIV. OF DELAWARE	1/22/99		0	0	0	.000	0	0	.000	0	0	.000	0	0	0	2.9	0	0	0	0	0	0	0	1.7		
TOWSON	1/24/99		0	0	0	.000	0	0	.000	0	0	.000	0	0	0	2.9	0	0	0	0	0	0	0	1.7		
at Vermont	1/27/99		0	0	0	.000	0	0	.000	0	0	.000	0	0	0	2.9	0	0	0	0	0	0	0	1.7		
DREXEL UNIVERSITY	1/30/99	*	7	0	1	.000	0	0	.000	0	0	.000	0	2	2	2.8	1	0	0	0	2	0	0	1.5		
HOFSTRA	2/1/99	*	10	0	0	.000	0	0	.000	2	4	.500	0	1	1	2.7	2	0	0	0	0	0	2	1.6		
at Northeastern Uni	2/4/99	*	17	2	4	.500	0	0	.000	0	0	.000	2	0	2	2.6	0	0	0	2	0	0	4	1.8		
at Boston Universit	2/6/99	* *	20	1	2	.500	0	0	.000	1	1	1.00	2	2	4	2.7	1	0	1	0	0	0	3	1.9		
VERMONT	2/10/99	* *	19	0	1	.000	0	0	.000	0	0	.000	3	1	4	2.8	2	0	0	1	0	1	0	1.7		
NEW HAMPSHIRE	2/14/99	* *	16	3	4	.750	0	0	.000	0	0	.000	2	2	4	2.9	2	0	0	0	1	0	6	2.0		
at Univ. of Delawar	2/18/99	* *	14	0	1	.000	0	0	.000	1	2	.500	1	4	5	3.0	0	0	3	0	0	0	1	1.9		
at Towson	2/20/99	* *	20	3	7	.429	0	0	.000	3	4	.750	2	4	6	3.2	1	0	2	0	0	0	9	2.3		
UNIV. OF HARTFORD	2/25/99	* *	32	4	5	.800	0	0	.000	3	4	.750	2	4	6	3.3	1	0	2	2	0	4	11	2.8		
vs Hofstra	3/4/99	* *	27	2	2	1.00	0	0	.000	4	4	1.00	2	5	7	3.5	2	0	0	2	0	0	8	3.1		
at Vermont	3/5/99	* *	20	2	3	.667	0	0	.000	0	0	.000	0	3	3	3.5	2	0	0	1	0	0	4	3.1		
vs Northeastern Uni	3/6/99	* *	15	0	0	.000	0	0	.000	0	0	.000	2	0	2	3.4	0	0	0	1	0	0	0	3.0		
Totals.....			22	14	372	24	50	.480	0	0	.000	17	28	.607	31	44	75	3.4	27	0	15	28	4	10	65	3.0



KATIE CLARK



5

KATIE CLARK

Junior
6-0

Forward
Bangor, Maine

AS A JUNIOR: At the start of the season, Clark continued to battle a recurring foot injury and it was thought she would miss the season and perhaps be unable to play again... her rehabilitation has been successful and she returned to score four points and grab two rebounds in the Jan. 24th win over Towson... scored a career-high 12 points in 14 minutes of play on Feb. 1 against Hofstra... added nine points and had three rebounds in the Feb. 14 win over UNH.

AS A SOPHOMORE: Clark missed the last 19 games with a foot injury after starting three straight ... she averaged 3.5 ppg in 11 games... she came off the bench to score 11 points against Miami in the championship game of the UMiami Holiday Classic... scored seven points in the win over Northeastern, had six points against Rhode Island and five points and four rebounds against UMass.

AS A FRESHMAN: Appeared in 21 games, started eight... missed nine games due to surgery... she scored seven points in her collegiate debut against George Washington... scored a season-high 11 points in the win over Brown... scored 10 points in the wins over Vermont Feb. 1 and Delaware Feb. 13... she scored 10 points in the win over Drexel in the semifinals of the America East Tournament while combining for 22 points in all.

BACKGROUND: Two-time *Bangor Daily News* All-Maine team member... All-Pine Valley Conference... 1996 Class A All-Tourney team... averaged 28.9 points her senior year... coached by Tom Tennett at Bangor High School.

Career Highs	
Points:	12 vs. Hofstra 2/1/99
Rebounds:	5 vs. Vermont 2/1/97
Assists:	3 vs. Vermont 1/27/99

Career Stats																		
YEAR	G/GS	FG/FGA	FG%	3FG/FGA	3FG%	FT/FTA	FT%	REB	RPG	PF/D	A	TO	BL	ST	PTS	PPG	MIN	
98-99	14/0	21/39	.538	0/0	.000	20/30	.667	22	1.6	7/0	11	14	0	9	62	4.4	172	
97-98	11/3	13/28	.464	0/1	.000	13/18	.722	16	1.5	15/0	7	13	0	5	39	3.5	151	
96-97	21/8	42/89	.472	0/6	.000	23/34	.676	42	2.0	26/0	13	38	0	9	107	5.1	286	
TOTAL	46/11	76/156	.487	0/7	.000	56/82	.651	80	1.7	48/0	31	65	0	23	208	4.5	609	



K. CLARK's 1998-99 STATS


THE STAT CREW SYSTEM For Basketball
 GAME BY GAME SEASON STATS - as of 03/08/99
 ALL GAMES

PLAYER: No.05 CLARK, Katie Position: G Year: Jr Misc:

O P P O N E N T	DATE	GP-GS	MIN	T O T A L		3-POINTERS		F T - F T A		P C T		R E B O U N D S		P F - F O	A	T O	B L K	S T	P T S	A V G					
				FG-FGA	PCT	FG-FGA	PCT	FT-FTA	PCT	OFF-DEF	TOT--AVG														
at New Hampshire	1/16/99		0	0	0	.000	0	0	.000	0	0	.000	0	0	0	0	0	0	0	0	0.0				
at Univ. of Hartfor	1/19/99		0	0	0	.000	0	0	.000	0	0	.000	0	0	0	0	0	0	0	0	0.0				
UNIV. OF DELAWARE	1/22/99		0	0	0	.000	0	0	.000	0	0	.000	0	0	0	0	0	0	0	0	0.0				
TOWSON	1/24/99	*	19	2	6	.333	0	0	.000	0	1	.000	0	2	2	2.0	0	0	1	1	0	4	4.0		
at Vermont	1/27/99	*	20	0	2	.000	0	0	.000	2	2	1.00	1	1	2	2.0	0	0	3	1	0	2	3.0		
DREXEL UNIVERSITY	1/30/99	*	8	2	3	.667	0	0	.000	0	0	.000	1	0	1	1.7	0	0	1	1	0	4	3.3		
HOFSTRA	2/1/99	*	14	6	6	1.00	0	0	.000	0	0	.000	1	1	2	1.8	1	0	0	1	0	2	12	5.5	
at Northeastern Uni	2/4/99	*	5	1	1	1.00	0	0	.000	0	0	.000	0	1	1	1.6	0	0	0	1	0	0	2	4.8	
at Boston Universit	2/6/99	*	16	0	1	.000	0	0	.000	6	9	.667	0	1	1	1.5	0	0	2	2	0	1	6	5.0	
VERMONT	2/10/99	*	4	1	3	.333	0	0	.000	1	2	.500	0	0	0	1.3	0	0	0	0	0	0	3	4.7	
NEW HAMPSHIRE	2/14/99	*	15	4	8	.500	0	0	.000	1	2	.500	2	1	3	1.5	2	0	0	1	0	0	9	5.3	
at Univ. of Delawar	2/18/99	*	6	0	1	.000	0	0	.000	0	0	.000	1	0	1	1.4	0	0	0	0	0	1	0	4.7	
at Towson	2/20/99	*	11	0	0	.000	0	0	.000	2	2	1.00	0	1	1	1.4	0	0	1	2	0	1	2	4.4	
UNIV. OF HARTFORD	2/25/99	*	13	1	2	.500	0	0	.000	3	4	.750	0	2	2	1.5	1	0	2	2	0	2	5	4.5	
vs Hofstra	3/4/99	*	15	2	3	.667	0	0	.000	4	6	.667	1	2	3	1.6	2	0	1	0	0	0	8	4.8	
at Vermont	3/5/99	*	13	0	0	.000	0	0	.000	0	0	.000	0	1	1	1.5	1	0	0	0	0	0	0	4.4	
vs Northeastern Uni	3/6/99	*	13	2	3	.667	0	0	.000	1	2	.500	1	1	2	1.6	0	0	0	2	0	0	5	4.4	
Totals.....		14	0	172	21	39	.538	0	0	.000	20	30	.667	8	14	22	1.6	7	0	11	14	0	9	62	4.4



TRACY GUERRETTE



12 TRACY GUERRETTE

Freshman
5-9

Guard
St. Agatha, Maine

AS A FRESHMAN: The freshman started the first three games of the season, adding six points against St. Bonaventure and eight against UMass.

BACKGROUND: Led Wisdom High School to a State title in 1998... played for Mim Gagnon and served as captain as a senior... a 1998 *Bangor Daily News* All-State player... *Lewiston Sun Journal* Class D Player of the Year... Eastern Maine Class D All-Tourney Team... a McDonald's Senior All-Star... scored 1,549 points in her career and holds the school record for points scored in a game (40)... also a four-year letterwinner in soccer and softball.

Career Highs

Points: 8 vs. UMass 12/2/98
Rebounds: 3 vs. Hofstra 2/1/99
Assists: 2 vs. Northeastern 11/20/98

Career Stats

YEAR	G/GS	FG/FGA	FG%	3FG/FGA	3FG%	FT/FTA	FT%	REB	RPG	PF/D	A	TO	BL	ST	PTS	PPG	MIN
98-99	23/3	11/31	.355	6/16	.375	5/10	.500	22	1.0	13/0	9	17	1	4	33	1.4	152
TOTAL	23/3	11/31	.355	6/16	.375	5/10	.500	22	1.0	13/0	9	17	1	4	33	1.4	152



GUERRETTE's 1998-99 STATS

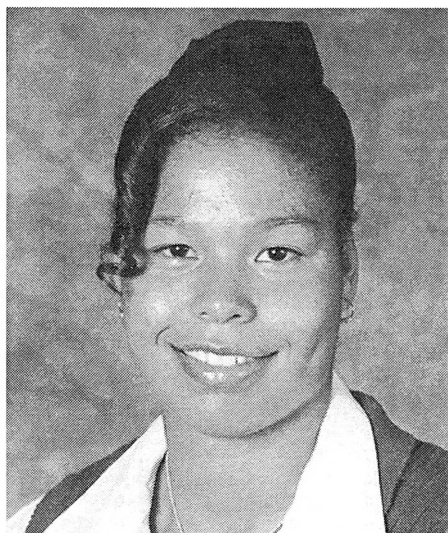
THE STAT CREW SYSTEM For Basketball
 GAME BY GAME SEASON STATS - as of 03/08/99
 ALL GAMES

PLAYER: No.12 GUERRETTE, Tracy Position: G Year: Fr Misc:

O P P O N E N T	DATE	GP-GS	MIN	T O T A L		3-POINTERS		FT	FTA	PCT	R E B O U N D S			PF-FO	A	TO	BLK	ST	PTS	---AVG					
				FG	FGA	PCT	FG				FGA	PCT	OFF								DEF	TOT	---AVG		
NORTHEASTERN UNIVER	11/20/98	* *	27	1	6	.167	1	5	.200	0	0	.000	1	1	2	2.0	2	0	2	1	0	0	3	3.0	
ST. BONAVENTURE	11/27/98	* *	13	2	4	.500	2	3	.667	0	0	.000	0	0	0	1.0	2	0	0	1	0	0	6	4.5	
OLE MISS	11/28/98	* *	15	0	0	.000	0	0	.000	0	0	.000	0	1	1	1.0	1	0	2	0	0	0	0	3.0	
at U. Massachusetts	12/02/98	*	15	3	4	.750	2	3	.667	0	0	.000	1	1	2	1.3	0	0	0	1	0	0	8	4.3	
vs Western Kentucky	12/4/98	*	6	1	2	.500	1	2	.500	0	0	.000	1	1	2	1.4	0	0	0	1	0	1	3	4.0	
vs Ohio University	12/05/98	*	10	2	3	.667	0	0	.000	0	1	.000	0	2	2	1.5	1	0	1	1	0	1	4	4.0	
RHODE ISLAND	12/11/98	*	4	0	1	.000	0	1	.000	0	0	.000	0	0	0	1.3	1	0	0	1	0	1	0	3.4	
vs Middle Tennessee	12/28/98	*	1	0	0	.000	0	0	.000	0	0	.000	0	0	0	1.1	1	0	0	0	0	0	0	3.0	
at Tulane	12/29/98		0	0	0	.000	0	0	.000	0	0	.000	0	0	0	1.1	0	0	0	0	0	0	0	3.0	
BOSTON UNIVERSITY	1/5/99	*	5	0	1	.000	0	0	.000	0	0	.000	0	0	0	1.0	0	0	0	0	0	0	0	2.7	
at Drexel Universit	1/9/99	*	6	0	0	.000	0	0	.000	0	0	.000	0	1	1	1.0	2	0	1	0	0	0	0	2.4	
at Hofstra	1/11/99		0	0	0	.000	0	0	.000	1	1	.000	0	0	0	1.0	0	0	0	0	0	0	0	2.4	
at New Hampshire	1/16/99	*	2	0	0	.000	0	0	.000	0	0	.000	0	0	0	0.9	1	0	0	1	0	0	0	2.2	
at Univ. of Hartfor	1/19/99	*	1	0	0	.000	0	0	.000	1	4	.250	1	0	1	0.9	0	0	0	0	0	0	1	2.1	
UNIV. OF DELAWARE	1/22/99	*	11	0	2	.000	0	0	.000	0	1	.000	0	4	4	1.2	0	0	0	2	0	1	0	1.9	
TOWSON	1/24/99	*	3	0	1	.000	0	0	.000	0	0	.000	1	0	1	1.1	0	0	1	0	0	0	0	1.8	
at Vermont	1/27/99	*	2	0	0	.000	0	0	.000	0	0	.000	0	0	0	1.1	0	0	0	0	0	0	0	1.7	
DREXEL UNIVERSITY	1/30/99	*	5	0	0	.000	0	0	.000	2	2	1.00	0	0	0	1.0	0	0	0	1	0	0	2	1.7	
HOFSTRA	2/1/99	*	8	1	3	.333	0	1	.000	2	2	1.00	1	2	3	1.1	1	0	0	5	0	0	4	1.8	
at Northeastern Uni	2/4/99		0	0	0	.000	0	0	.000	0	0	.000	0	0	0	1.1	0	0	0	0	0	0	0	1.8	
at Boston Universit	2/6/99	*	5	0	0	.000	0	0	.000	0	0	.000	1	2	3	1.2	0	0	0	1	1	0	0	1.7	
VERMONT	2/10/99	*	1	0	0	.000	0	0	.000	0	0	.000	0	0	0	1.2	1	0	0	0	0	0	0	1.6	
NEW HAMPSHIRE	2/14/99	*	5	0	3	.000	0	1	.000	0	0	.000	0	0	0	1.1	0	0	2	0	0	0	0	1.6	
at Univ. of Delawar	2/18/99		0	0	0	.000	0	0	.000	0	0	.000	0	0	0	1.1	0	0	0	0	0	0	0	1.6	
at Towson	2/20/99	*	3	0	0	.000	0	0	.000	0	0	.000	0	0	0	1.0	0	0	0	1	0	0	0	1.5	
UNIV. OF HARTFORD	2/25/99	*	3	1	1	1.00	0	0	.000	0	0	.000	0	0	0	1.0	0	0	0	0	0	0	2	1.5	
vs Hofstra	3/4/99	*	1	0	0	.000	0	0	.000	0	0	.000	0	0	0	1.0	0	0	0	0	0	0	0	1.4	
at Vermont	3/5/99		0	0	0	.000	0	0	.000	0	0	.000	0	0	0	1.0	0	0	0	0	0	0	0	1.4	
vs Northeastern Uni	3/6/99		0	0	0	.000	0	0	.000	0	0	.000	0	0	0	1.0	0	0	0	0	0	0	0	1.4	
Totals.....		23	3	152	11	31	.355	6	16	.375	5	10	.500	7	15	22	1.0	13	0	9	17	1	4	33	1.4



KIZZY LOPEZ



21 KIZZY LOPEZ

Sophomore
5-10

Guard
Hemmingford, Quebec

ASA SOPHOMORE: Lopez is one of the best all-around players on the team... has played four different positions for the Black Bears, including assuming the point guard role in the Jan. 24 Towson game and Jan. 27 Vermont game when Amy Vachon was injured... in the Towson game, she scored a career-high 14 points, pulled down a game-high nine rebounds and picked-off four steals... followed it up by equalling her career-high of 14 points, 13 of which were scored in the first half, and grabbing 10 rebounds for her second double-double of the year in the win over Vermont... at home against UNH, she recorded a career-high five assists... in the win over Delaware on Jan. 22, she scored eight points, had four assists, six rebounds and four steals in 22 minutes... at Hartford, she scored 10 points, pulled down five rebounds and had seven steals... scored seven points against UNH on Jan. 16, grabbing nine rebounds, including five off the offensive glass, and four steals... against BU on Jan. 5, she scored seven of her 10 points and grabbed some key rebounds in the final minutes of the game to help UMaine seal the victory... she finished with 10 rebounds, a game-high and career-high mark... came off the bench against Ole Miss, scoring a then career-high nine points and pulling down nine rebounds... she equalled that mark with nine points against Western Kentucky and earned her first career start against Ohio University... against the Bobcats, she scored nine points again and added five steals and three blocks.

Career Highs

Points: 14, last vs. Vermont 1/27/99
Rebounds: 10, last vs. Vermont 1/27/99
Assists: 5 vs. UNH 2/14/99
Steals: 7 vs. Hartford 1/19/99

AS A FRESHMAN: Played in 26 games as a rookie... scored a season-high six points and had three rebounds in five minutes of play against UNH... equalled her season-high with a six point performance against Towson and she had five points and eight rebounds in the first Towson game.

BACKGROUND: Captained Faye Craig's team at Chateau Guay Valley Regional High School in 1996-97 which won the Provincial Championship five consecutive seasons... was named the most valuable player in every tournament in which the team played in the 1996-97 season... won athlete of the year honors at every level she has competed in... was captain of the Chateau Guay Valley Regional field hockey team that won two consecutive provincial titles... medaled in shotput, javelin and discus for the school's track and field team.

Career Stats

YEAR	G/GS	FG/FGA	FG%	3FG/FGA	3FG%	FT/FTA	FT%	REB	RPG	PF/D	A	TO	BL	ST	PTS	PPG	MIN
98-99	29/13	57/141	.404	8/30	.267	37/81	.457	131	4.5	50/0	49	61	13	69	159	5.5	641
97-98	26/0	8/30	.267	2/11	.182	10/19	.526	35	1.3	27/0	5	12	1	9	28	1.1	150
TOTAL	55/13	65/171	.380	10/41	.244	47/100	.470	166	3.0	77/0	54	73	14	78	187	3.4	791



LOPEZ's 1998-99 STATS

THE STAT CREW SYSTEM For Basketball
 GAME BY GAME SEASON STATS - as of 03/08/99
 ALL GAMES

PLAYER: No.21 LOPEZ, Kizzy Position: F Year: So Misc:

O P P O N E N T	DATE	GP-GS	MIN	T O T A L		3-POINTERS		F T - F T A		R E B O U N D S			PF-FO	A	T O	B L K	S T	P T S --- AVG								
				FG-FGA	PCT	FG-FGA	PCT	FT-FTA	PCT	OFF-DEF	TOT--AVG															
NORTHEASTERN UNIVER	11/20/98	*	19	3	6	.500	0	1	.000	0	0	.000	4	3	7	7.0	4	0	2	1	0	1	6	6.0		
ST. BONAVENTURE	11/27/98	*	25	0	1	.000	0	1	.000	0	3	.000	1	2	3	5.0	2	0	3	2	1	3	0	3.0		
OLE MISS	11/28/98	*	31	3	6	.500	2	4	.500	1	2	.500	1	8	9	6.3	2	0	2	3	0	2	9	5.0		
at U. Massachusetts	12/02/98	*	16	0	5	.000	0	3	.000	2	2	1.00	0	0	0	4.8	0	0	0	0	0	1	2	4.3		
vs Western Kentucky	12/4/98	*	16	4	9	.444	1	2	.500	0	1	.000	1	3	4	4.6	3	0	0	5	1	1	9	5.2		
vs Ohio University	12/05/98	* *	29	4	6	.667	1	1	1.00	0	2	.000	1	4	5	4.7	1	0	1	2	3	5	9	5.8		
RHODE ISLAND	12/11/98	* *	16	0	0	.000	0	0	.000	0	0	.000	0	2	2	4.3	0	0	0	1	0	0	0	5.0		
vs Middle Tennessee	12/28/98	* *	6	0	1	.000	0	1	.000	0	0	.000	0	0	0	3.8	2	0	2	0	0	0	0	4.4		
at Tulane	12/29/98	*	2	0	0	.000	0	0	.000	0	0	.000	0	0	0	3.3	0	0	1	0	0	0	0	3.9		
BOSTON UNIVERSITY	1/5/99	*	23	4	5	.800	1	2	.500	1	2	.500	5	5	10	4.0	1	0	3	1	0	1	10	4.5		
at Drexel Universit	1/9/99	*	6	0	1	.000	0	0	.000	1	2	.500	0	5	5	4.1	1	0	0	2	0	0	1	4.2		
at Hofstra	1/11/99	*	20	1	3	.333	0	0	.000	2	6	.333	0	2	2	3.9	3	0	1	2	1	1	4	4.2		
at New Hampshire	1/16/99	*	28	2	6	.333	0	1	.000	3	5	.600	5	4	9	4.3	2	0	1	1	0	4	7	4.4		
at Univ. of Hartfor	1/19/99	*	24	3	9	.333	0	2	.000	4	8	.500	2	3	5	4.4	0	0	4	2	0	7	10	4.8		
UNIV. OF DELAWARE	1/22/99	*	22	3	8	.375	0	0	.000	2	4	.500	2	4	6	4.5	3	0	4	2	0	4	8	5.0		
TOWSON	1/24/99	* *	27	5	6	.833	0	0	.000	4	7	.571	2	7	9	4.8	0	0	1	9	2	4	14	5.6		
at Vermont	1/27/99	* *	34	5	12	.417	0	1	.000	4	7	.571	4	6	10	5.1	1	0	1	3	3	1	14	6.1		
DREXEL UNIVERSITY	1/30/99	*	24	2	7	.286	0	1	.000	2	6	.333	0	1	1	4.8	2	0	1	2	0	2	6	6.1		
HOFSTRA	2/1/99	*	21	3	5	.600	0	1	.000	1	2	.500	1	1	2	4.7	1	0	1	1	0	2	7	6.1		
at Northeastern Uni	2/4/99	*	26	5	9	.556	0	0	.000	0	7	.000	3	3	6	4.8	3	0	1	5	1	1	10	6.3		
at Boston Universit	2/6/99	* *	30	3	6	.500	0	0	.000	3	4	.750	1	4	5	4.8	4	0	2	4	1	3	9	6.4		
VERMONT	2/10/99	* *	26	2	5	.400	2	4	.500	0	0	.000	2	4	6	4.8	1	0	0	2	0	4	6	6.4		
NEW HAMPSHIRE	2/14/99	* *	23	0	2	.000	0	0	.000	0	0	.000	2	1	3	4.7	1	0	5	3	0	2	0	6.1		
at Univ. of Delawar	2/18/99	* *	30	2	7	.286	0	1	.000	2	4	.500	2	2	4	4.7	1	0	4	2	0	5	6	6.1		
at Towson	2/20/99	* *	26	1	5	.200	0	0	.000	3	3	1.00	3	4	7	4.8	2	0	3	1	0	2	5	6.1		
UNIV. OF HARTFORD	2/25/99	*	23	1	4	.250	1	3	.333	2	4	.500	2	1	3	4.7	3	0	1	1	0	6	5	6.0		
vs Hofstra	3/4/99	* *	31	1	4	.250	0	0	.000	0	0	.000	1	2	3	4.7	3	0	5	2	0	4	2	5.9		
at Vermont	3/5/99	* *	22	0	2	.000	0	1	.000	0	0	.000	0	3	3	4.6	1	0	0	1	0	1	0	5.7		
vs Northeastern Uni	3/6/99	* *	15	0	1	.000	0	0	.000	0	0	.000	0	2	2	4.5	3	0	1	0	0	2	0	5.5		
Totals.....			29	13	641	57	141	.404	8	30	.267	37	81	.457	45	86	131	4.5	50	0	49	61	13	69	159	5.5



CHANTAL MACREAM



3

CHANTAL MACREAM

Sophomore
5-6

Guard
Pierrefords, Quebec

AS A SOPHOMORE: Macream has played in all but five games this season... scored a career-high seven points and added three steals against Rhode Island...she dished off for a career-high three assists in 13 minutes of play against Western Kentucky.

AS A FRESHMAN: Macream played in 17 games last season... scored her first collegiate point in the first round of the Dead River Company Classic against James Madison on November 28.

BACKGROUND: Won four GMAA City Championships with Riverdale High School... captained coach Mireile Beland's Cegep Vanier College team for two years... named team's Best Defensive Player and won the Sportsmanship Award... Valedictorian of her Riverdale High School class.

Career Highs

Points: 7 vs. URI 12/11/98
Rebounds: 3 vs. St. Bonaventure 11/27/98
Assists: 3, last vs. Delaware 1/22/99

Career Stats

YEAR	G/GS	FG/FGA	FG%	3FG/FGA	3FG%	FT/FTA	FT%	REB	RPG	PF/D	A	TO	BL	ST	PTS	PPG	MIN
98-99	24/0	4/15	.267	1/5	.200	10/20	.500	21	0.9	18/0	15	33	0	7	19	0.8	162
97-98	17/0	1/5	.200	0/0	.000	6/12	.500	3	0.2	11/0	3	12	0	1	8	0.5	56
TOTAL	41/0	5/20	.250	1/5	.250	16/32	.500	24	0.6	29/0	18	45	0	8	27	0.7	218



MACREAM'S 1998-99 STATS


THE STAT CREW SYSTEM For Basketball GAME BY GAME SEASON STATS - as of 03/08/99 ALL GAMES

PLAYER: No.03 MACREAM, Chantal Position: G Year: S. Misc:

O P P O N E N T	DATE	GP-GS	MIN	T O T A L		3-POINTERS		FT-FTA	PCT	R E B O U N D S		PF-FO	A	TO	ELK	ST	PTS---	AVG								
				FG-FGA	PCT	FG-FGA	PCT			OFF-DEF	TOT--AVG															
NORTHEASTERN UNIVER	11/20/98	*	4	0	0	.000	0	0	.000	0	0	.000	0	1	1	1.0	0	0	0	0	0.0					
ST. BONAVENTURE	11/27/98	*	13	0	1	.000	0	0	.000	1	3	.333	2	1	3	2.0	1	0	2	5	0	1	0.5			
OLE MISS	11/28/98	*	1	0	0	.000	0	0	.000	0	0	.000	0	0	0	1.3	0	0	0	0	0	0	0.3			
at U. Massachusetts	12/02/98	*	1	0	0	.000	0	0	.000	0	0	.000	0	0	0	1.0	0	0	0	0	0	0	0.3			
vs Western Kentucky	12/4/98	*	13	0	2	.000	0	1	.000	0	1	.000	1	1	2	1.2	2	0	3	3	0	0	0.2			
vs Ohio University	12/05/98	*	5	0	0	.000	0	0	.000	0	0	.000	0	2	2	1.3	2	0	1	0	0	0	0.2			
RHODE ISLAND	12/11/98	*	13	1	2	.500	0	0	.000	5	7	.714	0	2	2	1.4	1	0	2	1	0	3	7	1.1		
vs Middle Tennessee	12/28/98	*	11	0	1	.000	0	0	.000	0	0	.000	0	0	0	1.3	0	0	0	3	0	0	0	1.0		
at Tulane	12/29/98	*	3	0	0	.000	0	0	.000	0	0	.000	0	1	1	1.2	0	0	0	0	0	0	0	0.9		
BOSTON UNIVERSITY	1/5/99	*	13	0	0	.000	0	0	.000	0	0	.000	0	0	0	1.1	4	0	0	2	0	0	0	0.8		
at Drexel Universit	1/9/99	*	14	0	0	.000	0	0	.000	0	0	.000	0	0	0	1.0	1	0	1	2	0	1	0	0.7		
at Hofstra	1/11/99	*	3	0	2	.000	0	0	.000	0	0	.000	1	0	1	1.0	0	0	1	0	0	0	0	0.7		
at New Hampshire	1/16/99	*	8	0	0	.000	0	0	.000	0	0	.000	1	0	1	1.0	0	0	1	0	0	1	0	0.6		
at Univ. of Hartfor	1/19/99	*	11	1	2	.500	1	2	.500	0	0	.000	2	0	2	1.1	1	0	0	3	0	2	3	0.8		
UNIV. OF DELAWARE	1/22/99	*	19	1	1	1.00	0	0	.000	0	1	.000	0	0	0	1.0	0	0	2	3	0	0	2	0.9		
TOWSON	1/24/99	*	6	0	0	.000	0	0	.000	0	0	.000	0	1	1	1.0	2	0	1	2	0	0	0	0.8		
at Vermont	1/27/99	*	3	0	1	.000	0	1	.000	0	0	.000	0	0	0	0.9	0	0	0	0	0	0	0	0.8		
DREXEL UNIVERSITY	1/30/99	*	4	0	0	.000	0	0	.000	0	0	.000	0	2	2	1.0	1	0	1	1	0	0	0	0.7		
HOFSTRA	2/1/99	*	5	0	0	.000	0	0	.000	0	2	.000	0	0	0	0.9	1	0	0	2	0	0	0	0.7		
at Northeastern Uni	2/4/99	*	0	0	0	.000	0	0	.000	0	0	.000	0	0	0	0.9	0	0	0	0	0	0	0	0.7		
at Boston Universit	2/6/99	*	2	1	1	1.00	0	0	.000	0	0	.000	0	0	0	0.9	0	0	0	1	0	0	0	2	0.8	
VERMONT	2/10/99	*	1	0	1	.000	0	1	.000	0	0	.000	0	1	1	0.9	0	0	0	0	0	0	0	0.7		
NEW HAMPSHIRE	2/14/99	*	5	0	1	.000	0	0	.000	1	3	.333	0	1	1	0.9	2	0	0	2	0	0	1	0.7		
at Univ. of Delawar	2/18/99	*	0	0	0	.000	0	0	.000	0	0	.000	0	0	0	0.9	0	0	0	0	0	0	0	0.7		
at Towson	2/20/99	*	2	0	0	.000	0	0	.000	3	3	1.00	0	1	1	0.9	0	0	0	1	0	0	0	3	0.8	
UNIV. OF HARTFORD	2/25/99	*	2	0	0	.000	0	0	.000	0	0	.000	0	0	0	0.9	0	0	0	2	0	0	0	0.8		
vs Hofstra	3/4/99	*	0	0	0	.000	0	0	.000	0	0	.000	0	0	0	0.9	0	0	0	0	0	0	0	0.8		
at Vermont	3/5/99	*	0	0	0	.000	0	0	.000	0	0	.000	0	0	0	0.9	0	0	0	0	0	0	0	0.8		
vs Northeastern Uni	3/6/99	*	0	0	0	.000	0	0	.000	0	0	.000	0	0	0	0.9	0	0	0	0	0	0	0	0.8		
Totals.....			24	0	162	4	15	.267	1	5	.200	10	20	.500	7	14	21	0.9	18	0	15	33	0	7	19	0.8



KRISTEN McCORMICK



4

KRISTEN McCORMICK

Junior
5-10

Guard
Medford, Mass.

AS A JUNIOR: McCormick is one of the top outside threats in the league, leading the conference in three-point field goal percentage (.477 heading into the conference tournament)... was ranked fourth in the nation in that category as of March 1.... a 1999 All-America East second team selection. ... tied Cindy Blodgett's record for threes in a game with six on Feb. 10 versus Vermont and then equalled that feat at Delaware... needs five threes to break Blodgett's UMaine and conference record for threes in a season (69)... scored a game-high 22 points in the Vermont game and had 20 versus Delaware... had a team-high 18 points in the regular season loss to Northeastern where she hit four of five three pointers... was also four-for-five at Towson, scoring 18 points... had two key three pointers in the final minutes of the 62-58 road win over Vermont... the second trey tied the game at 58-58, completing an 8-0 run... finished with 15 points... had a strong outing in the 75-50 win over Drexel, leading the team with 20 points and seven rebounds... scored three three-pointers in the opening four minutes of the second half in the win over Delaware and totalled 13 points in the game... was named to her second All-Tournament team in her career and of the season with a strong effort at Tulane... scored a career-high 24 points against Middle Tennessee State, then contributed 23 points against Tulane, hitting five three-pointers in the process... opened the season against St. Bonaventure after a preseason injury kept her out of the season opener... showed no signs of the injury as she scored 22 points in 20 minutes and was named to the Dead River Company Classic All-Tournament team.

Career Highs

Points: 24 vs. MTSU 12/28/98
Rebounds: 8 vs. Vermont 12/14/98
Assists: 4, last vs. Towson 2/20/99

AS A SOPHOMORE: McCormick started 10 games and averaged 5.6 ppg... led the team with a three point field goal percentage of .379... she equalled her career-high for the second time with 16 points against UNH.... previously, she had tied her career-high with a 16 point performance versus James Madison... scored 12 points against Towson, going five-of-eight from the field including two threes... she added nine points and six rebounds against Delaware... she had seven points and a career-high eight rebounds against Vermont.

AS A FRESHMAN: McCormick played in every game during the 1996-97 season, starting 16... she scored four points in her collegiate debut against George Washington, then duplicated her efforts against Brown... she hit for eight points against Wake Forest... she made her first career start against Northeastern Jan. 2... against BU Jan. 4, she scored a career-high 16 points... she scored 12 points against Drexel Jan. 24 then dropped in 10 vs. Vermont Feb. 1... she combined for 15 points in the AMERICA EAST Tournament.

BACKGROUND: *Boston Globe* All-Scholastic... three-time All-Conference and Blue Star East All-Star team member... coached by Ernie Ardolino at Medford High School.

Career Stats

YEAR	G/GS	FG/FGA	FG%	3FG/FGA	3FG%	FT/FTA	FT%	REB	RPG	PF/D	A	TO	BL	ST	PTS	PPG	MIN
98-99	27/23	121/265	.457	65/145	.448	11/13	.846	80	3.0	33/0	31	64	3	16	318	11.8	775
97-98	30/10	65/160	.406	22/58	.379	16/22	.727	68	2.3	40/0	12	38	0	7	168	5.6	567
96-97	30/16	60/130	.451	8/24	.333	11/15	.733	43	1.4	14/0	14	29	0	4	139	4.6	421
TOTAL	87/49	246/555	.443	95/227	.419	38/50	.760	191	2.2	87/0	57	131	3	27	625	7.2	1763



McCORMICK's 1998-99 STATS


THE STAT CREW SYSTEM For Basketball
 GAME BY GAME SEASON STATS - as of 03/08/99
 ALL GAMES

PLAYER: No.04 MCCORMICK, Kristen Position: G Year: Jr Misc:

O P P O N E N T	DATE	GP-GS	MIN	T O T A L		3-POINTERS		FT-FTA	PCT	R E B O U N D S			PF-FO	A	TO	BLK	ST	PTS---	AVG						
				FG-FGA	PCT	FG-FGA	PCT			OFF-DEF	TOT--AVG														
NORTHEASTERN UNIVER	11/20/98		0	0	0	.000	0	0	.000	0	0	0	0.0	0	0	0	0	0	0						
ST. BONAVENTURE	11/27/98	*	20	9	14	.643	4	6	.667	0	0	0.000	0	3	3	3.0	3	0	1	1	1	22	22.0		
OLE MISS	11/28/98	*	32	3	11	.273	2	8	.250	0	0	.000	2	2	4	3.5	1	0	2	6	0	1	8	15.0	
at U. Massachusetts	12/02/98	* *	31	5	12	.417	2	8	.250	0	0	.000	0	2	2	3.0	1	0	0	2	0	1	12	14.0	
vs Western Kentucky	12/4/98	* *	19	2	6	.333	1	5	.200	0	0	.000	0	1	1	2.5	1	0	1	5	0	0	5	11.8	
vs Ohio University	12/05/98		0	0	0	.000	0	0	.000	0	0	.000	0	0	0	2.5	0	0	0	0	0	0	0	11.8	
RHODE ISLAND	12/11/98	*	14	2	5	.400	1	1	1.00	0	0	.000	1	1	2	2.4	3	0	0	3	0	0	5	10.4	
vs Middle Tennessee	12/28/98	*	32	10	16	.625	3	6	.500	1	1	1.00	3	2	5	2.8	2	0	2	1	0	1	24	12.7	
at Tulane	12/29/98	* *	36	9	15	.600	5	8	.625	0	0	.000	2	2	4	3.0	3	0	0	2	0	0	23	14.1	
BOSTON UNIVERSITY	1/5/99	* *	18	0	6	.000	0	1	.000	0	0	.000	0	4	4	3.1	0	0	2	1	0	0	0	12.4	
at Drexel Universit	1/9/99	* *	31	8	13	.615	4	8	.500	0	0	.000	1	6	7	3.6	0	0	1	2	0	0	20	13.2	
at Hofstra	1/11/99	* *	36	4	7	.571	2	3	.667	0	0	.000	0	4	4	3.6	2	0	1	4	0	1	10	12.9	
at New Hampshire	1/16/99	* *	24	3	9	.333	1	5	.200	0	0	.000	0	1	1	3.4	1	0	1	2	0	0	7	12.4	
at Univ. of Hartfor	1/19/99	* *	27	2	7	.286	0	1	.000	0	0	.000	2	1	3	3.3	0	0	1	1	0	0	4	11.7	
UNIV. OF DELAWARE	1/22/99	* *	23	5	13	.385	3	6	.500	0	0	.000	1	2	3	3.3	2	0	3	2	1	1	13	11.8	
TOWSON	1/24/99	* *	33	2	6	.333	1	2	.500	2	2	1.00	0	2	2	3.2	0	0	1	4	0	0	7	11.4	
at Vermont	1/27/99	* *	35	6	11	.545	3	7	.429	0	0	.000	0	4	4	3.3	3	0	3	3	0	1	15	11.7	
DREXEL UNIVERSITY	1/30/99	* *	31	5	11	.455	3	4	.750	0	0	.000	1	1	2	3.2	1	0	1	3	0	0	13	11.8	
HOFSTRA	2/1/99	* *	23	2	9	.222	1	5	.200	0	0	.000	0	4	4	3.2	0	0	0	1	0	0	5	11.4	
at Northeastern Uni	2/4/99	* *	33	7	13	.538	4	5	.800	0	0	.000	2	2	4	3.3	2	0	0	3	0	1	18	11.7	
at Boston Universit	2/6/99	* *	23	3	5	.600	2	2	1.00	0	0	.000	1	1	2	3.2	1	0	0	4	0	1	8	11.5	
VERMONT	2/10/99	* *	33	8	17	.471	6	13	.462	0	0	.000	1	1	2	3.2	1	0	4	2	0	1	22	12.1	
NEW HAMPSHIRE	2/14/99	* *	33	4	12	.333	2	5	.400	6	6	1.00	2	2	4	3.2	0	0	1	1	0	1	16	12.2	
at Univ. of Delawar	2/18/99	* *	33	7	11	.636	6	10	.600	0	0	.000	0	2	2	3.1	2	0	1	2	0	1	20	12.6	
at Towson	2/20/99	* *	35	6	9	.667	4	5	.800	2	3	.667	1	1	2	3.1	0	0	4	4	1	2	18	12.8	
UNIV. OF HARTFORD	2/25/99	* *	25	2	5	.400	1	4	.250	0	0	.000	0	0	0	3.0	2	0	0	2	0	1	5	12.5	
vs Hofstra	3/4/99	* *	30	3	9	.333	3	8	.375	0	1	.000	1	3	4	3.0	1	0	0	2	0	0	9	12.4	
at Vermont	3/5/99	* *	36	2	6	.333	1	5	.200	0	0	.000	1	2	3	3.0	0	0	0	1	0	1	5	12.1	
vs Northeastern Uni	3/6/99	* *	29	2	7	.286	0	4	.000	0	0	.000	0	2	2	3.0	1	0	1	0	0	4	11.8		
Totals.....		27	23	775	121	265	.457	65	145	.448	11	13	.846	22	58	80	3.0	33	0	31	64	3	16	318	11.8



EVA MOLDRE



33 *EVA MOLDRE*

Freshman
6-3

Center
Tallinn, Estonia

AS A FRESHMAN: A knee injury suffered in practice kept Moldre out of play for the beginning of the season but she made her collegiate debut in New Orleans... in the win over Delaware on Jan. 22, she had six rebounds and five blocks... scored a career-high five points at Hartford and then equalled that amount at home against Hofstra... against Middle Tennessee State, Moldre blocked a shot, made a layup and stole the ball all within 30 seconds.

BACKGROUND: Played for A. Dorbek at Estonian Sports College... a member of several Estonian Junior Championship and Estonian Championship teams... named team MVP... won an art award at the Art Exhibition at Estonian Sports College.

Career Highs

Points: 5, last vs. Hofstra 2/1/99
Rebounds: 6 vs. Delaware 1/22/99
Assists: 1, last vs. Vermont 1/27/99

Career Stats

YEAR	G/GS	FG/FGA	FG%	3FG/FGA	3FG%	FT/FTA	FT%	REB	RPG	PF/D	A	TO	BL	ST	PTS	PPG	MIN
98-99	21/0	12/36	.333	0/0	.000	13/21	.619	35	1.7	42/2	4	17	16	7	37	1.8	207
TOTAL	21/0	12/36	.333	0/0	.000	13/21	.619	35	1.7	42/2	4	17	16	7	37	1.8	207



MOLDRE'S 1998-99 STATS


THE STAT CREW SYSTEM For Basketball
 GAME BY GAME SEASON STATS - as of 03/08/99
 ALL GAMES

PLAYER: No.33 MOLDRE, Eva Position: F Year: Fr Misc:

O P P O N E N T	DATE	GP-GS	MIN	T O T A L		3-POINTERS		FT-FTA	PCT	R E B O U N D S			PF-FO	A	TO	BLK	ST	PTS---	AVG						
				FG-FGA	PCT	FG-FGA	PCT			OFF-DEF	TOT--AVG														
NORTHEASTERN UNIVER	11/20/98		0	0	0	.000	0	0	.000	0	0	0	0.0	0	0	0	0	0	0.0						
ST. BONAVENTURE	11/27/98		0	0	0	.000	0	0	.000	0	0	0	0.0	0	0	0	0	0	0.0						
OLE MISS	11/28/98		0	0	0	.000	0	0	.000	0	0	0	0.0	0	0	0	0	0	0.0						
at U. Massachusetts	12/02/98		0	0	0	.000	0	0	.000	0	0	0	0.0	0	0	0	0	0	0.0						
vs Western Kentucky	12/4/98		0	0	0	.000	0	0	.000	0	0	0	0.0	0	0	0	0	0	0.0						
vs Ohio University	12/05/98		0	0	0	.000	0	0	.000	0	0	0	0.0	0	0	0	0	0	0.0						
RHODE ISLAND	12/11/98		0	0	0	.000	0	0	.000	0	0	0	0.0	0	0	0	0	0	0.0						
vs Middle Tennessee	12/28/98 *		9	1	3	.333	0	0	.000	0	0	0.000	1	1	2	2.0	4	0	1	2	2	2.0			
at Tulane	12/29/98 *		1	0	0	.000	0	0	.000	0	0	0	1.0	0	0	0	0	0	0	0	0	1.0			
BOSTON UNIVERSITY	1/5/99 *		2	0	0	.000	0	0	.000	0	0	0	0.7	0	0	0	0	0	0	0	0	0.7			
at Drexel Universit	1/9/99 *		14	1	3	.333	0	0	.000	2	2	1.00	2	1	3	1.3	5	1	0	2	1	1	4	1.5	
at Hofstra	1/11/99 *		5	0	1	.000	0	0	.000	0	0	0	1.0	1	0	0	1	0	0	0	0	0	1.2		
at New Hampshire	1/16/99 *		17	1	3	.333	0	0	.000	0	0	0.000	2	0	2	1.2	3	0	0	2	0	1	2	1.3	
at Univ. of Hartfor	1/19/99 *		16	2	5	.400	0	0	.000	1	1	1.00	0	2	2	1.3	3	0	0	1	0	0	5	1.9	
UNIV. OF DELAWARE	1/22/99 *		17	1	2	.500	0	0	.000	1	2	2.500	2	4	6	1.9	5	1	0	3	5	0	3	2.0	
TOWSON	1/24/99 *		13	0	3	.000	0	0	.000	4	6	.667	1	1	2	1.9	2	0	0	0	1	0	4	2.2	
at Vermont	1/27/99 *		18	2	5	.400	0	0	.000	0	0	0.000	1	1	2	1.9	1	0	1	0	1	0	4	2.4	
DREXEL UNIVERSITY	1/30/99 *		9	0	1	.000	0	0	.000	0	0	0.000	1	2	3	2.0	3	0	0	0	2	0	0	2.2	
HOPSTRA	2/1/99 *		18	1	1	1.00	0	0	.000	3	4	.750	2	0	2	2.0	3	0	0	0	0	2	5	2.4	
at Northeastern Uni	2/4/99 *		10	0	1	.000	0	0	.000	0	0	0.000	1	2	3	2.1	1	0	0	2	0	0	0	2.2	
at Boston Universit	2/6/99 *		7	1	1	1.00	0	0	.000	1	2	2.500	0	2	2	2.1	1	0	0	1	1	0	3	2.3	
VERMONT	2/10/99 *		5	0	0	.000	0	0	.000	0	0	0.000	0	0	0	1.9	0	0	0	0	0	0	0	2.1	
NEW HAMPSHIRE	2/14/99 *		8	0	1	.000	0	0	.000	0	0	0.000	1	0	1	1.9	2	0	0	1	0	1	0	2.0	
at Univ. of Delawar	2/18/99 *		8	0	1	.000	0	0	.000	0	0	0.000	1	0	1	1.8	1	0	1	0	0	0	0	1.9	
at Towson	2/20/99 *		5	0	2	.000	0	0	.000	0	0	0.000	0	2	2	1.8	1	0	0	2	1	0	0	1.8	
UNIV. OF HARTFORD	2/25/99 *		5	1	1	1.00	0	0	.000	0	0	0.000	0	0	0	1.7	2	0	1	0	1	0	2	1.8	
vs Hofstra	3/4/99 *		16	1	1	1.00	0	0	.000	1	4	.250	1	0	1	1.7	3	0	0	0	1	0	3	1.9	
at Vermont	3/5/99		0	0	0	.000	0	0	.000	0	0	0.000	0	0	0	1.7	0	0	0	0	0	0	0	1.9	
vs Northeastern Uni	3/6/99 *		4	0	1	.000	0	0	.000	0	0	0.000	0	1	1	1.7	1	0	0	1	0	0	0	1.8	
Totals.....		21	0	207	12	36	.333	0	0	.000	13	21	.619	16	19	35	1.7	42	2	4	17	16	7	37	1.8



ANDREA PARDILLA



42

ANDREA PARDILLA

Freshman
5-10

Forward
Old Town, Maine

AS A FRESHMAN: Pardilla scored six points in the win over St. Bonaventure after scoring her first collegiate points against Northeastern... has played in 13 games this season... she is a walk-on.

BACKGROUND: Captain as a senior for Garry Spencer's Old Town High School team... scored more than 1,000 points in her career and holds the school record for most points in a game (35)... Old Town was the Eastern Maine runner-up in 1998... averaged 20 points, 10 rebounds, 2 steals and three blocks a game.

Career Highs

Points: 6 vs. St. Bonaventure 11/27/98
Rebounds: 3, last vs. W. Kentucky 12/4/98
Assists: 1 vs. URI 12/11/98

Career Stats

YEAR	G/GS	FG/FGA	FG%	3FG/FGA	3FG%	FT/FTA	FT%	REB	RPG	PF/D	A	TO	BL	ST	PTS	PPG	MIN
98-99	14/0	3/7	.429	0/0	.000	2/4	.500	11	0.8	5/0	1	6	1	2	8	0.6	43
TOTAL	14/0	3/7	.429	0/0	.000	2/4	.500	11	0.8	5/0	1	6	1	2	8	0.6	43



PARDILLA'S 1998-99 STATS


THE STAT CREW SYSTEM For Basketball
 GAME BY GAME SEASON STATS - as of 03/08/99
 ALL GAMES

PLAYER: No.42 PARDILLA, Andrea Position: F Year: Fr Misc:

O P P O N E N T	DATE	GP-GS	MIN	T O T A L		3-POINTERS		FT-FTA	PCT	R E B O U N D S			PF-FO	A	TC	BLK	ST	PTS----	AVG						
				FG-FGA	PCT	FG-FGA	PCT			OFF-DEF	TOT--AVG														
NORTHEASTERN UNIVER	11/20/98	*	3	0	0	.000	0	0	.000	2	2	1.00	0	0	0	0.0	0	0	0	2	2.0				
ST. BONAVENTURE	11/27/98	*	7	3	3	1.00	0	0	.000	0	0	.000	2	1	3	1.5	0	0	0	2	4.0				
OLE MISS	11/28/98		0	0	0	.000	0	0	.000	0	0	.000	0	0	0	1.5	0	0	0	0	4.0				
at U. Massachusetts	12/02/98	*	2	0	0	.000	0	0	.000	0	0	.000	0	0	0	1.0	0	0	0	0	2.7				
vs Western Kentucky	12/4/98	*	8	0	1	.000	0	0	.000	0	2	.000	1	2	3	1.5	2	0	0	0	2.0				
vs Ohio University	12/05/98	*	2	0	0	.000	0	0	.000	0	0	.000	0	0	0	1.2	0	0	0	1	1.6				
RHODE ISLAND	12/11/98	*	3	0	0	.000	0	0	.000	0	0	.000	0	0	0	1.0	1	0	1	0	1.3				
vs Middle Tennessee	12/28/98		0	0	0	.000	0	0	.000	0	0	.000	0	0	0	1.0	0	0	0	0	1.3				
at Tulane	12/29/98		0	0	0	.000	0	0	.000	0	0	.000	0	0	0	1.0	0	0	0	0	1.3				
BOSTON UNIVERSITY	1/5/99		0	0	0	.000	0	0	.000	0	0	.000	0	0	0	1.0	0	0	0	0	1.3				
at Drexel Universit	1/9/99		0	0	0	.000	0	0	.000	0	0	.000	0	0	0	1.0	0	0	0	0	1.3				
at Hofstra	1/11/99		0	0	0	.000	0	0	.000	0	0	.000	0	0	0	1.0	0	0	0	0	1.3				
at New Hampshire	1/16/99		0	0	0	.000	0	0	.000	0	0	.000	0	0	0	1.0	0	0	0	0	1.3				
at Univ. of Hartfor	1/19/99		0	0	0	.000	0	0	.000	0	0	.000	0	0	0	1.0	0	0	0	0	1.3				
UNIV. OF DELAWARE	1/22/99	*	9	0	2	.000	0	0	.000	0	0	.000	1	0	1	1.0	1	0	0	0	1.1				
TOWSON	1/24/99	*	2	0	0	.000	0	0	.000	0	0	.000	0	1	1	1.0	0	0	0	1	1.0				
at Vermont	1/27/99		0	0	0	.000	0	0	.000	0	0	.000	0	0	0	1.0	0	0	0	0	1.0				
DREXEL UNIVERSITY	1/30/99	*	2	0	0	.000	0	0	.000	0	0	.000	0	1	1	1.0	0	0	0	0	0.9				
HOFSTRA	2/1/99	*	2	0	0	.000	0	0	.000	0	0	.000	0	1	1	1.0	0	0	0	1	0.8				
at Northeastern Uni	2/4/99		0	0	0	.000	0	0	.000	0	0	.000	0	0	0	1.0	0	0	0	0	0.8				
at Boston Universit	2/6/99		0	0	0	.000	0	0	.000	0	0	.000	0	0	0	1.0	0	0	0	0	0.8				
VERMONT	2/10/99	*	1	0	0	.000	0	0	.000	0	0	.000	0	0	0	0.9	0	0	0	0	0.7				
NEW HAMPSHIRE	2/14/99	*	1	0	0	.000	0	0	.000	0	0	.000	1	0	1	0.9	1	0	0	0	0.7				
at Univ. of Delawar	2/18/99		0	0	0	.000	0	0	.000	0	0	.000	0	0	0	0.9	0	0	0	0	0.7				
at Towson	2/20/99		0	0	0	.000	0	0	.000	0	0	.000	0	0	0	0.9	0	0	0	0	0.7				
UNIV. OF HARTFORD	2/25/99	*	1	0	0	.000	0	0	.000	0	0	.000	0	0	0	0.8	0	0	0	0	0.6				
vs Hofstra	3/4/99	*	0	0	1	.000	0	0	.000	0	0	.000	0	0	0	0.8	0	0	0	0	0.6				
at Vermont	3/5/99		0	0	0	.000	0	0	.000	0	0	.000	0	0	0	0.8	0	0	0	0	0.6				
vs Northeastern Uni	3/6/99		0	0	0	.000	0	0	.000	0	0	.000	0	0	0	0.8	0	0	0	0	0.6				
Totals.....			14	0	43	3	7	.429	0	0	.000	2	4	5	6	11	0.8	5	0	1	6	1	2	8	0.6



LACEY STONE



22

LACEY STONE

Freshman
5-10

Guard
Whitefish Bay, Wisc.

AS A FRESHMAN: Stone is currently out of action with a stress fracture... she started the first game of her career against Ohio University and recorded 11 points, five rebounds and four assists... scored eight of UMaine's first 14 points in the win over Rhode Island and finished with 10 points.

BACKGROUND: Played for John Stone at Whitefish Bay High School as a freshman, sophomore and junior... captained Pat Diulus' Trinity High School team as a senior... scored 1,220 points in her career... a three-time *Milwaukee Journal Sentinel* All-Star... an All-Conference and All-Area player... led the conference in scoring as a senior... earned three academic excellence awards... won third at the State Tennis Championship and helped her team win the State Championship.

Career Highs

Points: 11 vs. Ohio U. 12/5/98
Rebounds: 6 vs. MTSU 12/28/98
Assists: 4, last vs. MTSU 12/28/98

Career Stats

YEAR	G/GS	FG/FGA	FG%	3FG/FGA	3FG%	FT/FTA	FT%	REB	RPG	PF/D	A	TO	BL	ST	PTS	PPG	MIN
98-99	10/4	14/43	.326	5/18	.278	5/7	.714	23	2.3	15/1	15	20	0	6	38	3.8	174
TOTAL	10/4	14/43	.326	5/18	.278	5/7	.714	23	2.3	15/1	15	20	0	6	38	3.8	174



STONE's 1998-99 STATS

THE STAT CREW SYSTEM For Basketball GAME BY GAME SEASON STATS - as of 03/08/99 ALL GAMES


PLAYER: No.22 STONE, Lacey

Position: G Year: Fr Misc:

O P P O N E N T	DATE	GP-GS	MIN	T O T A L			3-POINTERS			R E B O U N D S			PF-FO	A	TO	BLK	ST	PTS--AVG								
				FG-FGA	PCT	FT-FTA	PCT	FG-FGA	PCT	OFF-DEF	TOT-AVG															
NORTHEASTERN UNIVER	11/20/98	*	1	0	0	.000	0	0	.000	0	0	.000	0	0	0	0	0	0	0	0	0.0					
ST. BONAVENTURE	11/27/98	*	6	0	2	.000	0	1	.000	2	3	.667	0	2	2	1.0	0	0	0	0	2	1.0				
OLE MISS	11/28/98		0	0	0	.000	0	0	.000	0	0	.000	0	0	0	1.0	0	0	0	0	0	1.0				
at U. Massachusetts	12/02/98		0	0	0	.000	0	0	.000	0	0	.000	0	0	0	1.0	0	0	0	0	0	1.0				
vs Western Kentucky	12/4/98	*	18	2	7	.286	0	3	.000	0	0	.000	1	1	2	1.3	5	1	0	1	0	4	2.0			
vs Ohio University	12/05/98	* *	35	5	13	.385	1	4	.250	0	0	.000	3	2	5	2.3	3	0	4	3	0	0	11	4.3		
RHODE ISLAND	12/11/98	* *	28	4	7	.571	2	5	.400	0	0	.000	0	3	3	2.4	3	0	3	2	0	2	10	5.4		
vs Middle Tennessee	12/28/98	* *	26	1	4	.250	0	1	.000	1	2	.500	0	6	6	3.0	0	0	4	4	0	2	3	5.0		
at Tulane	12/29/98	* *	24	0	3	.000	0	1	.000	2	2	1.00	0	2	2	2.9	2	0	2	2	0	2	2	4.6		
BOSTON UNIVERSITY	1/5/99	*	2	0	2	.000	0	0	.000	0	0	.000	0	0	0	2.5	0	0	0	0	0	0	0	4.0		
at Drexel Universit	1/9/99	*	25	2	5	.400	2	3	.667	0	0	.000	0	0	0	2.2	1	0	2	5	0	0	6	4.2		
at Hofstra	1/11/99	*	9	0	0	.000	0	0	.000	0	0	.000	0	3	3	2.3	1	0	0	3	0	0	0	3.8		
at New Hampshire	1/16/99		0	0	0	.000	0	0	.000	0	0	.000	0	0	0	2.3	0	0	0	0	0	0	0	3.8		
at Univ. of Hartfor	1/19/99		0	0	0	.000	0	0	.000	0	0	.000	0	0	0	2.3	0	0	0	0	0	0	0	3.8		
UNIV. OF DELAWARE	1/22/99		0	0	0	.000	0	0	.000	0	0	.000	0	0	0	2.3	0	0	0	0	0	0	0	3.8		
TOWSON	1/24/99		0	0	0	.000	0	0	.000	0	0	.000	0	0	0	2.3	0	0	0	0	0	0	0	3.8		
at Vermont	1/27/99		0	0	0	.000	0	0	.000	0	0	.000	0	0	0	2.3	0	0	0	0	0	0	0	3.8		
DREXEL UNIVERSITY	1/30/99		0	0	0	.000	0	0	.000	0	0	.000	0	0	0	2.3	0	0	0	0	0	0	0	3.8		
HOFSTRA	2/1/99		0	0	0	.000	0	0	.000	0	0	.000	0	0	0	2.3	0	0	0	0	0	0	0	3.8		
at Northeastern Uni	2/4/99		0	0	0	.000	0	0	.000	0	0	.000	0	0	0	2.3	0	0	0	0	0	0	0	3.8		
at Boston Universit	2/6/99		0	0	0	.000	0	0	.000	0	0	.000	0	0	0	2.3	0	0	0	0	0	0	0	3.8		
VERMONT	2/10/99		0	0	0	.000	0	0	.000	0	0	.000	0	0	0	2.3	0	0	0	0	0	0	0	3.8		
NEW HAMPSHIRE	2/14/99		0	0	0	.000	0	0	.000	0	0	.000	0	0	0	2.3	0	0	0	0	0	0	0	3.8		
at Univ. of Delawar	2/18/99		0	0	0	.000	0	0	.000	0	0	.000	0	0	0	2.3	0	0	0	0	0	0	0	3.8		
at Towson	2/20/99		0	0	0	.000	0	0	.000	0	0	.000	0	0	0	2.3	0	0	0	0	0	0	0	3.8		
UNIV. OF HARTFORD	2/25/99		0	0	0	.000	0	0	.000	0	0	.000	0	0	0	2.3	0	0	0	0	0	0	0	3.8		
vs Hofstra	3/4/99		0	0	0	.000	0	0	.000	0	0	.000	0	0	0	2.3	0	0	0	0	0	0	0	3.8		
at Vermont	3/5/99		0	0	0	.000	0	0	.000	0	0	.000	0	0	0	2.3	0	0	0	0	0	0	0	3.8		
vs Northeastern Uni	3/6/99		0	0	0	.000	0	0	.000	0	0	.000	0	0	0	2.3	0	0	0	0	0	0	0	3.8		
Totals.....			10	4	174	14	43	.326	5	18	.278	5	7	.714	4	19	23	2.3	15	1	15	20	0	6	38	3.8



MARTINA TINKLOVA



25 MARTINA TINKLOVA

Sophomore
6-4

Forward
Olomouc, Czech Republic

AS A SOPHOMORE: Tinklova is probably the most overlooked member of the team... poured in 18 points in the road win over BU and tied her career-high with nine rebounds... scored 15 points at Delaware and had 11 points and three blocks against Towson... is third on the team in scoring (10.2 ppg) and second in rebounding (5.1 rpg) and has 46 assists... missed the quarterfinal game of the 1999 America East Championship with an ankle injury... returned to score 10 points and snag six rebounds in the win over Vermont... had 15 points, six rebounds and four assists in the win over Drexel... scored a career-high 22 points against St. Bonaventure, doubling her previous best effort... scored 11 points in the opening game of the season... had a career-high nine rebounds in addition to 16 points and four assists against Ohio University in her first career start.

AS A FRESHMAN: Played in 29 games as a rookie, missing one due to injury... she came up with two key steals and scored four points in the win in the AMERICA EAST Championship game against Vermont... in the game with Towson, she scored 10 second half points to help Maine pull away and go on to a 20-point victory... scored seven points against Rhode Island and scored five points and grabbed seven rebounds in her collegiate debut against Northeastern.... against James Madison, she scored 10 points on four-of-five shooting.

Career Highs

Points: 22 vs. St. Bonaventure 11/27/98
Rebounds: 9, last vs. BU 2/6/99
Assists: 4, last vs. Hartford 1/19/99
Blocks: 3, last vs. Towson 2/20/99

BACKGROUND: A member of the Czech Republic Junior National Team which placed third at the European Championships and finished sixth at the World Championships this past summer... played for the Olomokouc University team coached by Milan Soukup.

Career Stats

YEAR	G/GS	FG/FGA	FG%	3FG/FGA	3FG%	FT/FTA	FT%	REB	RPG	PF/D	A	TO	BL	ST	PTS	PPG	MIN
98-99	28/15	102/184	.554	3/5	.600	79/104	.760	144	5.1	86/1	46	62	23	34	286	10.2	745
97-98	29/0	33/78	.423	2/3	.667	23/34	.676	56	1.9	56/3	19	42	9	17	91	3.1	383
TOTAL	57/15	135/262	.515	5/8	.625	102/138	.739	200	3.5	142/4	65	104	32	51	377	6.6	1128



TINKLOVA's 1998-99 STATS


THE STAT CREW SYSTEM For Basketball GAME BY GAME SEASON STATS - as of 03/08/99 ALL GAMES

PLAYER: No.25 TINKLOVA, Martina Position: F Year: So Misc:

O P P O N E N T	DATE	GP-GS	MIN	T O T A L		3-POINTERS		FT-FTA	PCT	R E B O U N D S			PF-FO	A	TO	BLK	ST	PTS---	AVG							
				FG-FGA	PCT	FG-FGA	PCT			OFF-DEF	TOT--AVG															
NORTHEASTERN UNIVER	11/20/98	*	22	4	8	.500	0	0	.000	3	4	.750	1	2	3	3.0	3	0	1	3	0	3	11	11.0		
ST. BONAVENTURE	11/27/98	*	25	9	12	.750	0	1	.000	4	5	.800	3	2	5	4.0	2	0	1	0	1	1	22	16.5		
OLE MISS	11/28/98	*	31	2	8	.250	0	0	.000	7	8	.875	1	4	5	4.3	4	0	3	2	2	2	11	14.7		
at U. Massachusetts	12/02/98	*	18	2	4	.500	0	0	.000	0	4	4	4	4.3	5	1	2	2	0	0	0	4	12.0			
vs Western Kentucky	12/4/98	*	26	2	6	.333	1	1	1.00	2	2	1.00	4	4	8	5.0	3	0	2	4	1	0	7	11.0		
vs Ohio University	12/05/98	* *	35	6	9	.667	0	0	.000	4	6	.667	1	8	9	5.7	4	0	4	2	0	2	16	11.8		
RHODE ISLAND	12/11/98	* *	31	6	11	.545	0	0	.000	4	6	.667	3	3	6	5.7	4	0	1	2	1	0	16	12.4		
vs Middle Tennessee	12/28/98	* *	28	1	4	.250	0	0	.000	1	2	.500	2	6	8	6.0	4	0	1	2	0	0	3	11.3		
at Tulane	12/29/98	* *	33	2	5	.400	1	1	1.00	2	2	1.00	0	1	1	5.4	4	0	1	6	0	2	7	10.8		
BOSTON UNIVERSITY	1/5/99	* *	35	3	7	.429	0	0	.000	5	7	.714	1	2	3	5.2	1	0	2	2	0	1	11	10.8		
at Drexel Universit	1/9/99	* *	35	5	8	.625	0	0	.000	5	8	.625	2	4	6	5.3	4	0	4	2	0	1	15	11.2		
at Hofstra	1/11/99	* *	33	4	5	.800	0	0	.000	5	7	.714	1	3	4	5.2	4	0	2	1	2	1	13	11.3		
at New Hampshire	1/16/99	* *	26	5	8	.625	0	0	.000	0	0	.000	2	3	5	5.2	4	0	4	3	0	3	10	11.2		
at Univ. of Hartfor	1/19/99	* *	30	3	7	.429	0	0	.000	0	1	.000	3	4	7	5.3	4	0	4	5	0	2	6	10.9		
UNIV. OF DELAWARE	1/22/99	* *	25	2	4	.500	0	0	.000	3	3	1.00	2	2	4	5.2	2	0	3	3	0	0	7	10.6		
TOWSON	1/24/99	* *	33	6	9	.667	0	0	.000	2	2	1.00	1	5	6	5.3	2	0	1	3	2	3	14	10.8		
at Vermont	1/27/99	* *	24	3	7	.429	1	2	.500	0	0	.000	1	2	3	5.1	4	0	1	2	0	0	7	10.6		
DREXEL UNIVERSITY	1/30/99	* *	30	2	6	.333	0	0	.000	3	4	.750	1	3	4	5.1	2	0	2	2	3	1	7	10.4		
HOFSTRA	2/1/99	* *	22	3	3	1.00	0	0	.000	1	2	.500	0	3	3	4.9	1	0	0	3	1	2	7	10.2		
at Northeastern Uni	2/4/99	* *	31	4	6	.667	0	0	.000	4	4	1.00	1	1	2	4.8	3	0	2	2	0	1	12	10.3		
at Boston Universit	2/6/99	*	23	7	11	.636	0	0	.000	4	4	1.00	5	4	9	5.0	3	0	1	2	2	3	18	10.7		
VERMONT	2/10/99	*	18	3	6	.500	0	0	.000	3	3	1.00	2	2	4	5.0	4	0	0	2	0	0	9	10.6		
NEW HAMPSHIRE	2/14/99	*	20	2	5	.400	0	0	.000	2	2	1.00	3	4	7	5.0	1	0	0	1	2	2	6	10.4		
at Univ. of Delawar	2/18/99	*	21	4	5	.800	0	0	.000	7	12	.583	2	3	5	5.0	2	0	0	0	0	0	15	10.6		
at Towson	2/20/99	*	24	5	8	.625	0	0	.000	1	1	1.00	2	4	6	5.1	4	0	2	4	3	1	11	10.6		
UNIV. OF HARTFORD	2/25/99	*	22	1	2	.500	0	0	.000	2	4	.500	1	3	4	5.0	2	0	0	0	3	0	4	10.3		
vs Hofstra	3/4/99	*	0	0	0	.000	0	0	.000	0	0	.000	0	0	0	5.0	0	0	0	0	0	0	0	10.3		
at Vermont	3/5/99	*	23	4	4	1.00	0	0	.000	2	2	1.00	3	3	6	5.1	2	0	0	2	0	1	10	10.3		
vs Northeastern Uni	3/6/99	*	21	2	6	.333	0	0	.000	3	3	1.00	1	6	7	5.1	4	0	2	0	0	2	7	10.2		
Totals.....			28	15	745	102	184	.554	3	5	.600	79	104	.760	49	95	144	5.1	86	1	46	62	23	34	286	10.2



AMY VACHON



20 AMY VACHON

Junior
5-7

Guard
Augusta, Maine

ASA JUNIOR: Vachon leads the conference in assists with an average of 8.1 and was fourth in the nation as of March 1... holds the UMaine career record for assists with 536, breaking Cindy Blodgett's record of 487 on Feb. 14 versus UNH... broke her own UMaine and America East record for assists in a season on Feb. 25 with 10 assists against Hartford... had set the record of 194 in her sophomore year and now has 220... a 1999 America East second team All-Conference pick... earned a spot on the 1999 America East All-Tournament team... recorded her sixth double-double of the year with 13 points and 11 assists in the semifinal win over Vermont... five of those double-doubles occurred this season (the semifinal game; 14 points, 10 assists vs. URI, 11 points, 10 assists vs. Drexel, 12 points, 12 assists vs. UVM and 12 points, 10 assists vs. Hartford)... has dished off a career-high 12 assists four times this season, including three times in a five game stretch... that span started on Jan. 30 when she returned from a concussion that kept her out of action for two games... had eight assists and no turnovers in the Feb. 6 win over BU... in the first game against Drexel, she recorded 10 assists with only one turnover... scored 14 points, pulled down nine rebounds and had seven dishes against BU on Jan. 5 in one of her best all-around performances of the season... broke her own Dead River Company Classic records for assists in a game (11) and assists in the tournament (17).

Career Highs

Points: 18 vs. URI 12/21/97
Rebounds: 11 vs. BU 1/4/97
Assists: 12, last vs. Hofstra 2/1/99
Steals: 5, last vs. Drexel 1/31/99

ASA SOPHOMORE: 1998 team captain... led the league and was among the nation's assist leaders with 6.5 apg... broke the UMaine and America East record for assists in a season with

194... averaged 6.5 ppg and 3.8 rpg... played 30 games, starting 22... she averaged 11.6 ppg and 5.6 rpg in the conference tournament scoring 13 points in each of the first two games of the conference tournament, hitting 10 of 13 shots... led the team with 69 steals... recorded the first double-double of her career with 13 points and 11 assists against Delaware... dished out a career-high 12 assists against Vermont and recorded eight or more assists nine times last season... needs 171 assists to break the UMaine record for assists in a career (487).

AS A FRESHMAN: Vachon appeared in every game as a rookie, started six... she scored five points in her collegiate debut against George Washington... led the team with 122 assists... she hit for nine points in the NCAA Tournament first round loss to LSU... combined for 10 points and six assists in the Dead River Company Classic... she made her first career start against North Carolina... she recorded her first career double-double with 11 points and 11 rebounds against BU Jan. 4... she scored 12 points, including three three-pointers vs UNH Jan. 11... scored 13 points against Towson State Jan. 16... her 15 points vs. Hofstra Jan. 26 was a career-high... dished out a career-high eight assists vs. Towson State Feb. 15.

BACKGROUND: Averaged 18.0 ppg., 5.0 rebounds, 8.0 assists, 5.0 steals per game her senior year... 1995 *USA Today* Maine Player of the Year... four-time *Bangor Daily News* All-Maine team member... helped lead Cony H.S. to the 1996 and 1995 Class A State Championships... All-Conference four years... four-time Class A All-Tourney team member... two-time *Bangor Daily News* Owen Osborne Most Valuable Player... coached by her father, Paul Vachon at Cony High School.

Career Stats

YEAR	G/GS	FG/FGA	FG%	3FG/FGA	3FG%	FT/FTA	FT%	REB	RPG	PF/D	A	TO	BL	ST	PTS	PPG	MIN
98-99	27/27	77/177	.435	28/81	.346	47/79	.595	112	4.1	79/2	220	109	0	68	229	8.5	912
97-98	30/22	62/133	.466	20/54	.370	50/84	.595	113	3.8	83/2	194	119	3	69	194	6.5	912
96-97	30/7	58/128	.453	24/67	.358	21/43	.488	104	3.5	81/3	122	100	2	61	161	5.4	800
TOTAL	87/56	197/438	.450	72/202	.356	118/206	.573	329	3.8	243/7	536	328	5	198	584	6.7	2624



VACHON'S 1998-99 STATS

THE STAT CREW SYSTEM For Basketball
 GAME BY GAME SEASON STATS - as of 03/08/99
 ALL GAMES

PLAYER: No.20 VACHON, Amy Position: G Year: Jr Misc:

O P P O N E N T	DATE	GP-GS	MIN	T O T A L		3-POINTERS		FT-FTA	PCT	R E B O U N D S			PF-FO	A	TO	BLK	ST	PTS---AVG						
				FG-FGA	PCT	FG-FGA	PCT			OFF-DEF	TOT--AVG													
NORTHEASTERN UNIVER	11/20/98	* *	38	3	9	.333	3	8	.375	0	0	.000	0	0	0	0.0	3	0	8	5	0	3	9	9.0
ST. BONAVENTURE	11/27/98	* *	28	1	5	.200	1	4	.250	0	0	.000	0	1	1	0.5	1	0	11	2	0	3	3	6.0
OLE MISS	11/28/98	* *	44	1	4	.250	0	2	.000	4	6	.667	1	2	3	1.3	5	1	6	5	0	2	6	6.0
at U. Massachusetts	12/02/98	* *	39	2	5	.400	1	4	.250	1	3	.333	1	3	4	2.0	4	0	7	4	0	1	6	6.0
vs Western Kentucky	12/4/98	* *	27	2	5	.400	1	4	.250	0	3	.000	0	2	2	2.0	4	0	3	2	0	1	5	5.8
vs Ohio University	12/05/98	* *	30	4	8	.500	0	0	.000	4	5	.800	1	6	7	2.8	3	0	7	7	0	2	12	6.8
RHODE ISLAND	12/11/98	* *	37	5	9	.556	1	2	.500	3	4	.750	1	6	7	3.4	1	0	10	6	0	6	14	7.9
vs Middle Tennessee	12/28/98	* *	33	3	4	.750	0	0	.000	3	8	.375	0	3	3	3.4	4	0	9	5	0	2	9	8.0
at Tulane	12/29/98	* *	37	3	5	.600	2	3	.667	0	1	.000	1	4	5	3.6	5	1	12	8	0	3	8	8.0
BOSTON UNIVERSITY	1/5/99	* *	33	5	7	.714	2	2	1.00	2	4	.500	1	8	9	4.1	4	0	7	5	0	2	14	8.6
at Drexel Universit	1/9/99	* *	31	4	6	.667	2	3	.667	1	2	.500	1	5	6	4.3	2	0	10	1	0	3	11	8.8
at Hofstra	1/11/99	* *	40	1	4	.250	1	3	.333	2	2	1.00	0	1	1	4.0	4	0	5	7	0	3	5	8.5
at New Hampshire	1/16/99	* *	35	3	9	.333	0	3	.000	2	2	1.00	1	5	6	4.2	4	0	8	5	0	2	8	8.5
at Univ. of Hartfor	1/19/99	* *	34	1	7	.143	1	3	.333	0	1	.000	0	3	3	4.1	3	0	6	2	0	3	3	8.1
UNIV. OF DELAWARE	1/22/99	* *	22	4	6	.667	1	3	.333	0	0	.000	0	2	2	3.9	2	0	6	2	0	5	9	8.1
TOWSON	1/24/99		0	0	0	.000	0	0	.000	0	0	.000	0	0	0	3.9	0	0	0	0	0	0	0	8.1
at Vermont	1/27/99		0	0	0	.000	0	0	.000	0	0	.000	0	0	0	3.9	0	0	0	0	0	0	0	8.1
DREXEL UNIVERSITY	1/30/99	* *	29	4	6	.667	0	0	.000	0	0	.000	0	3	3	3.9	4	0	12	3	0	5	8	8.1
HOFSTRA	2/1/99	* *	29	1	3	.333	0	1	.000	1	3	.333	0	3	3	3.8	1	0	12	1	0	3	3	7.8
at Northeastern Uni	2/4/99	* *	38	4	8	.500	1	4	.250	2	4	.500	0	6	6	3.9	4	0	9	3	0	2	11	8.0
at Boston Universit	2/6/99	* *	33	3	7	.429	0	2	.000	0	0	.000	0	7	7	4.1	1	0	8	0	0	1	6	7.9
VERMONT	2/10/99	* *	37	4	9	.444	4	6	.667	0	0	.000	1	5	6	4.2	3	0	12	4	0	2	12	8.1
NEW HAMPSHIRE	2/14/99	* *	27	5	10	.500	1	4	.250	0	0	.000	3	3	6	4.3	4	0	5	3	0	2	11	8.2
at Univ. of Delawar	2/18/99	* *	40	3	7	.429	2	5	.400	1	2	.500	1	4	5	4.3	1	0	6	6	0	4	9	8.3
at Towson	2/20/99	* *	21	1	6	.167	0	1	.000	2	4	.500	1	1	2	4.2	4	0	7	1	0	0	4	8.1
UNIV. OF HARTFORD	2/25/99	* *	33	1	6	.167	1	4	.250	9	10	.900	1	4	5	4.3	3	0	10	7	0	2	12	8.3
vs Hofstra	3/4/99	* *	39	4	6	.667	3	5	.600	3	4	.750	1	3	4	4.2	2	0	8	7	0	2	14	8.5
at Vermont	3/5/99	* *	38	3	6	.500	0	1	.000	7	11	.636	0	3	3	4.2	1	0	11	4	0	2	13	8.7
vs Northeastern Uni	3/6/99	* *	40	2	10	.200	0	4	.000	0	0	.000	1	2	3	4.1	2	0	5	4	0	2	4	8.5
Totals.....		27 27	912	77	177	.435	28	81	.346	47	79	.595	17	95	112	4.1	79	2	220	109	0	68	229	8.5



1998-99 SCHEDULE AND RESULTS

THE STAT CREW SYSTEM For Basketball
 SEASON SCHEDULE- RESULTS & LEADERS - as of 03/08/99
 ALL GAMES

RECORD:	OVERALL	HOME	AWAY	NEUTRAL
ALL GAMES.....	{23-6}	{11-1}	{9-3}	{3-2}
CONFERENCE.....	{17-1}	{9-0}	{8-1}	{0-0}
NON-CONFERENCE.....	{6-5}	{2-1}	{1-2}	{3-2}

DATE	TIME	OPPONENT	SCORE	W/L	ATTEND	HIGH POINTS	HIGH REBOUNDS
11/20/98	7:30	* NORTHEASTERN UNIVERS	71-55	W	2,685	(24)CASSIDY, Jamie	(12)CASSIDY, Jamie
11/27/98	7:00	# ST. BONAVENTURE	94-67	W	3,647	(24)CASSIDY, Jamie	(11)CASSIDY, Jamie
11/28/98	7:00	# OLE MISS	72-77	L OT	3,266	(38)CASSIDY, Jamie	(10)CASSIDY, Jamie
12/02/98	7:00	at U. Massachusetts	56-64	L	943	(17)CASSIDY, Jamie	(8)CLARK, Andrea
12/4/98	5:05	vs Western Kentucky	57-78	L		(20)CASSIDY, Jamie	(8)CASSIDY, Jamie
12/05/98	5:00	vs Ohio University	82-61	W		(25)CASSIDY, Jamie	(8)TINKLOVA, Martina
12/11/98	7:30	RHODE ISLAND	76-53	W	2,575	(20)CASSIDY, Jamie	(9)TINKLOVA, Martina
12/28/98	9:00	vs Middle Tennessee Sta	92-78	W	223	(41)CASSIDY, Jamie	(7)VACHON, Amy
12/29/98	9:00	@ at Tulane	76-85	L	917	(25)CASSIDY, Jamie	(13)CASSIDY, Jamie
1/5/99	7:30	* BOSTON UNIVERSITY	75-59	W	2634	(33)CASSIDY, Jamie	(5)VACHON, Amy
1/9/99	1:00	* at Drexel University	75-50	W	125	(20)MCCORMICK, Kristen	(10)LOPEZ, Kizzy
1/11/99	7:00	* at Hofstra	58-56	W	453	(22)CASSIDY, Jamie	(7)MCCORMICK, Kristen
1/16/99	1:00	* at New Hampshire	71-57	W	1,643	(19)CASSIDY, Jamie	(14)CASSIDY, Jamie
1/19/99	7:00	* at Univ. of Hartford	66-42	W	397	(28)CASSIDY, Jamie	(10)CASSIDY, Jamie
1/22/99	7:30	* UNIV. OF DELAWARE	81-51	W	2,905	(23)CASSIDY, Jamie	(12)CASSIDY, Jamie
1/24/99	1:00	* TOWSON	72-48	W	3,514	(17)BOWMAN, Kelly	(9)LOPEZ, Kizzy
1/27/99	7:30	* at Vermont	62-58	W	1,720	(18)CASSIDY, Jamie	(10)LOPEZ, Kizzy
1/30/99	1:00	* DREXEL UNIVERSITY	72-52	W	3,978	(23)CASSIDY, Jamie	(12)CASSIDY, Jamie
2/1/99	7:30	* HOFSTRA	78-57	W	3,633	(21)CASSIDY, Jamie	(8)CASSIDY, Jamie
2/4/99	7:00	* at Northeastern Univers	68-74	L	689	(18)MCCORMICK, Kristen	(7)CASSIDY, Jamie
2/6/99	1:00	* at Boston University	92-61	W	645	(34)CASSIDY, Jamie	(10)CASSIDY, Jamie
2/10/99	7:30	* VERMONT	80-59	W	3,092	(22)MCCORMICK, Kristen	(8)CASSIDY, Jamie
2/14/99	1:00	* NEW HAMPSHIRE	83-58	W	4,277	(27)CASSIDY, Jamie	(10)CASSIDY, Jamie
2/18/99	7:00	* at Univ. of Delaware	77-66	W	918	(24)CASSIDY, Jamie	(9)CASSIDY, Jamie
2/20/99	1:00	* at Towson	93-64	W	334	(30)CASSIDY, Jamie	(12)CASSIDY, Jamie
2/25/99	7:30 p.m.	* UNIV. OF HARTFORD	79-56	W	3,275	(26)CASSIDY, Jamie	(6)CLARK, Andrea
3/4/99	6:00	& vs Hofstra	69-57	W	1,000	(25)CASSIDY, Jamie	(7)CLARK, Andrea
3/5/99	6:00	& at Vermont	66-61	W	1,500	(34)CASSIDY, Jamie	(6)TINKLOVA, Martina
3/6/99	3:00	& vs Northeastern University	55-57	L	1,720	(27)CASSIDY, Jamie	(8)CASSIDY, Jamie

- * AMERICA EAST Conference Game
- # Dead River Company Classic
- @ Tulane/Doubletree Tournament
- & AMERICA EAST Tournament @ Burlington, Vermont

ATTENDANCE SUMMARY:	TOTALS	AVG/GAME
HOME.....	39,481	3,290
AWAY.....	10,284	857
NEUTRAL.....	2,943	589
TOTAL.....	52,708	1,818



1998-99 GAME-BY-GAME RESULTS

THE STAT CREW SYSTEM For Basketball
 GAME BY GAME SEASON STATS - as of 03/08/99
 ALL GAMES

O P P O N E N T	DATE	SCORE	W/L	T O T A L			3-POINTERS			R E B O U N D S			PF	A	TO	BLK	ST	PTS---AVG					
				FG-FGA	PCT	FT-FTA	PCT	FG-FGA	PCT	FT-FTA	PCT	OFF-DEF						TOT--AVG	PTS	AVG			
NORTHEASTERN UNIVERS	11/20/98	71-55	W	27	59	.458	6	20	.300	11	12	.917	11	26	37	37.0	21	17	20	5	11	71	71.0
ST. BONAVENTURE	11/27/98	94-67	W	36	62	.581	8	18	.444	14	24	.583	12	28	40	38.5	15	28	19	5	11	94	82.5
OLE MISS	11/28/98	72-77	Lot	23	53	.434	5	17	.294	21	25	.840	7	31	38	38.3	15	18	23	4	9	72	79.0
at U. Massachusetts	12/02/98	56-64	L	21	54	.389	6	24	.250	8	10	.800	12	20	32	36.8	15	15	13	1	3	56	73.3
vs Western Kentucky	12/4/98	57-78	L	23	57	.404	5	20	.250	6	14	.429	15	25	40	37.4	22	14	28	6	8	57	70.0
vs Ohio University	12/05/98	82-61	W	31	62	.500	2	7	.286	18	26	.692	10	35	45	38.7	19	22	21	5	12	82	72.0
RHODE ISLAND	12/11/98	76-53	W	29	57	.509	4	10	.400	14	21	.667	12	27	39	38.7	18	19	21	2	15	76	72.6
vs Middle Tennessee S	12/28/98	92-78	W	37	65	.569	4	10	.400	14	24	.583	13	29	42	39.1	24	23	22	4	8	92	75.0
at Tulane	12/29/98	76-85	L	27	56	.482	12	19	.632	10	13	.769	11	22	33	38.4	19	19	25	3	9	76	75.1
BOSTON UNIVERSITY	1/5/99	75-59	W	28	58	.483	5	11	.455	14	22	.636	14	30	44	39.0	14	16	18	0	9	75	75.1
at Drexel University	1/9/99	75-50	W	24	53	.453	8	16	.500	19	25	.760	13	27	40	39.1	19	22	17	6	10	75	75.1
at Hofstra	1/11/99	58-56	W	20	38	.526	3	9	.333	15	24	.625	5	27	32	38.5	18	14	27	8	9	58	73.7
at New Hampshire	1/16/99	71-57	W	28	58	.483	4	14	.286	11	19	.579	14	27	41	38.7	17	20	21	2	15	71	73.5
at Univ. of Hartford	1/19/99	66-42	W	26	59	.441	2	10	.200	12	23	.522	14	31	45	39.1	16	18	21	2	14	66	72.9
UNIV. OF DELAWARE	1/22/99	81-51	W	30	60	.500	5	13	.385	16	22	.727	14	32	46	39.6	18	21	19	9	12	81	73.5
TOWSON	1/24/99	72-48	W	24	48	.500	3	6	.500	21	27	.778	10	32	42	39.8	10	10	29	11	12	72	73.4
at Vermont	1/27/99	62-58	W	26	58	.448	4	14	.286	6	11	.545	10	25	35	39.5	12	17	13	4	8	62	72.7
DREXEL UNIVERSITY	1/30/99	72-52	W	29	54	.537	4	8	.500	10	15	.667	8	33	41	39.6	16	19	20	12	10	72	72.7
HOFSTRA	2/1/99	78-57	W	28	48	.583	3	14	.214	19	31	.613	9	26	35	39.3	15	16	20	3	15	78	72.9
at Northeastern Unive	2/4/99	68-74	L	27	57	.474	5	12	.417	9	19	.474	12	23	35	39.1	20	15	20	1	7	68	72.7
at Boston University	2/6/99	92-61	W	31	51	.608	2	5	.400	28	37	.757	11	40	51	39.7	14	14	22	7	10	92	73.6
VERMONT	2/10/99	80-59	W	31	70	.443	14	31	.452	4	7	.571	13	25	38	39.6	19	23	11	7	11	80	73.9
NEW HAMPSHIRE	2/14/99	83-58	W	32	64	.500	4	13	.308	15	21	.714	20	25	45	39.8	19	18	15	5	8	83	74.3
at Univ. of Delaware	2/18/99	77-66	W	24	50	.480	8	18	.444	21	31	.677	14	26	40	39.8	12	16	22	3	12	77	74.4
at Towson	2/20/99	93-64	W	32	60	.533	5	9	.556	24	28	.857	15	30	45	40.0	14	21	18	7	8	93	75.2
UNIV. OF HARTFORD	2/25/99	79-56	W	23	43	.535	5	14	.357	28	36	.778	8	20	28	39.6	18	17	18	4	18	79	75.3
vs Hofstra	3/4/99	69-57	W	21	43	.488	6	14	.429	21	31	.677	8	23	31	39.3	14	17	18	1	9	69	75.1
at Vermont	3/5/99	66-61	W	24	43	.558	1	9	.111	17	21	.810	5	24	29	38.9	11	12	18	2	6	66	74.8
vs Northeastern Unive	3/6/99	55-57	L	24	54	.444	3	11	.273	4	5	.800	7	22	29	38.6	12	15	10	2	7	55	74.1
University of Maine.....				786	1594	.493	146	396	.369	430	624	.689	327	791	1118	38.6	476	516	569	131	296	2148	74.1
Opponents.....				649	1708	.380	130	463	.281	333	495	.673	368	602	970	33.4	550	398	544	48	294	1761	60.7



1998-99 UMAINE PLAYER'S STATISTICS

THE STAT CREW SYSTEM For Basketball
 SEASON BOX SCORE - as of 03/08/99
 ALL GAMES

RECORD:	OVERALL	HOME	AWAY	NEUTRAL
ALL GAMES.....	(23-6)	(11-1)	(9-3)	(3-2)
CONFERENCE.....	(17-1)	(9-0)	(8-1)	(0-0)
NON-CONFERENCE.....	(6-5)	(2-1)	(1-2)	(3-2)

P L A Y E R	GP-GS	MIN--AVG		T O T A L		3-POINTERS		FT-FTA		R E B O U N D S		PF-FO		A	TO	BLK	ST	PTS - AVG								
		FG-FGA	PCT	FG-FGA	PCT	FT-FTA	PCT	OFF-DEF	TOT--AVG	PF-FO	A															
24 CASSIDY, Jamie	29	29	951	32.8	268	456	.588	7	33	.212	160	198	.808	49	203	252	8.7	68	0	61	99	65	36	703	24.2	
04 MCCORMICK, Kristen	27	23	775	28.7	121	265	.457	65	145	.448	11	13	.846	22	58	80	3.0	33	0	31	64	3	16	318	11.8	
25 TINKLOVA, Martina	28	15	745	26.6	102	184	.554	3	5	.600	79	104	.760	49	95	144	5.1	86	1	46	62	23	34	286	10.2	
20 VACHON, Amy	27	27	912	33.8	77	177	.435	28	81	.346	47	79	.595	17	95	112	4.1	79	2	220	109	0	68	229	8.5	
11 BOWMAN, Kelly	29	17	519	17.9	72	150	.480	23	63	.365	24	29	.828	29	46	75	2.6	33	0	39	35	5	28	191	6.6	
21 LOPEZ, Kizzy	29	13	641	22.1	57	141	.404	8	30	.267	37	81	.457	45	86	131	4.5	50	0	49	61	13	69	159	5.5	
05 CLARK, Katie	14	0	172	12.3	21	39	.538	0	0	.000	20	30	.667	8	14	22	1.6	7	0	11	14	0	9	62	4.4	
22 STONE, Lacey	10	4	174	17.4	14	43	.326	5	18	.278	5	7	.714	4	19	23	2.3	15	1	15	20	0	6	38	3.8	
50 CLARK, Andrea	22	14	372	16.9	24	50	.480	0	0	.000	17	28	.607	31	44	75	3.4	27	0	15	28	4	10	65	3.0	
33 MOLDRE, Eva	21	0	207	9.9	12	36	.333	0	0	.000	13	21	.619	16	19	35	1.7	42	2	4	17	16	7	37	1.8	
12 GUERRETTE, Tracy	23	3	152	6.6	11	31	.355	6	16	.375	5	10	.500	7	15	22	1.0	13	0	9	17	1	4	33	1.4	
03 MACREAM, Chantal	24	0	162	6.8	4	15	.267	1	5	.200	10	20	.500	7	14	21	0.9	18	0	15	33	0	7	19	0.8	
42 PARDILLA, Andrea	14	0	43	3.1	3	7	.429	0	0	.000	2	4	.500	5	6	11	0.8	5	0	1	6	1	2	8	0.6	
TEAM REBOUNDS.....														38	77	115						4				
University of Maine	29		5825		786	1594	.493	146	396	.369	430	624	.689	327	791	1118	38.6	476	6	516	569	131	296	2148	74.1	
Opponents	29		5825		649	1708	.380	130	463	.281	333	495	.673	368	602	970	33.4	550	398	544	48	294	1761	60.7		

SCORE BY HALVES (and OTs):	1st	2nd	OT1	OT2	OT3	OT4	TOTAL
Opponents	778	971	12	0	0	0	1761
University of Maine	1037	1104	7	0	0	0	2148

DEADBALL REBOUNDS:	OFF	DEF	TOTAL
Opponents	57	0	57
University of Maine	76	2	78



GAME-BY-GAME (POINTS-ASSISTS-REBOUNDS)

THE STAT CREW SYSTEM For Basketball
 GAME BY GAME POINTS-REBOUNDS-ASSISTS - as of 03/08/99
 ALL GAMES

OPPONENT	DATE	SCORE	W/L	03 MACREAM, C	04 MCCORMICK,	05 CLARK, Kat	11 BOWMAN, Ke	12 GUERRETTE,	20 VACHON, Am	21 LOPEZ, Kiz	22 STONE, Lac
NORTHEASTERN UNIVERS	11/20/98	71-55	W	0- 1- 0	DNP		14- 4- 2	3- 2- 2	9- 0- 8	6- 7- 2	0- 0- 0
ST. BONAVENTURE	11/27/98	94-67	W	1- 3- 2	22- 3- 1		4- 3- 2	6- 0- 0	3- 1-11	0- 3- 3	2- 2- 0
OLE MISS	11/28/98	72-77	L OT	0- 0- 0	8- 4- 2		0- 1- 1	0- 1- 2	6- 3- 6	9- 9- 2	DNP
at U. Massachusetts	12/02/98	56-64	L	0- 0- 0	12- 2- 0		5- 1- 0	8- 2- 0	6- 4- 7	2- 0- 0	DNP
vs Western Kentucky	12/4/98	57-78	L	0- 2- 3	5- 1- 1		4- 5- 2	3- 2- 0	5- 2- 3	9- 4- 0	4- 2- 0
vs Ohio University	12/05/98	82-61	W	0- 2- 1	DNP		0- 2- 2	4- 2- 1	12- 7- 7	9- 5- 1	11- 5- 4
RHODE ISLAND	12/11/98	76-53	W	7- 2- 2	5- 2- 0		0- 1- 0	0- 0- 0	14- 7-10	0- 2- 0	10- 3- 3
vs Middle Tennessee	12/28/98	92-78	W	0- 0- 0	24- 5- 2		10- 2- 1	0- 0- 0	9- 3- 9	0- 0- 2	3- 6- 4
at Tulane	12/29/98	76-85	L	0- 1- 0	23- 4- 0		11- 2- 1	DNP	8- 5-12	0- 0- 0	2- 2- 2
BOSTON UNIVERSITY	1/5/99	75-59	W	0- 0- 0	0- 4- 2		7- 7- 2	0- 0- 0	14- 9- 7	10-10- 3	0- 0- 0
at Drexel University	1/9/99	75-50	W	0- 0- 1	20- 7- 1		2- 3- 0	0- 1- 1	11- 6-10	1- 5- 0	6- 0- 2
at Hofstra	1/11/99	58-56	W	0- 1- 1	10- 4- 1		4- 1- 2	DNP	5- 1- 5	4- 2- 1	0- 3- 0
at New Hampshire	1/16/99	71-57	W	0- 1- 1	7- 1- 1	DNP	18- 3- 3	0- 0- 0	8- 6- 8	7- 9- 1	DNP
at Univ. of Hartford	1/19/99	66-42	W	3- 2- 0	4- 3- 1	DNP	6- 2- 0	1- 1- 0	3- 3- 6	10- 5- 4	DNP
UNIV. OF DELAWARE	1/22/99	81-51	W	2- 0- 2	13- 3- 3	DNP	16- 3- 2	0- 4- 0	9- 2- 6	8- 6- 4	DNP
TOWSON	1/24/99	72-48	W	0- 1- 1	7- 2- 1	4- 2- 1	17- 6- 0	0- 1- 1	DNP	14- 9- 1	DNP
at Vermont	1/27/99	62-58	W	0- 0- 0	15- 4- 3	2- 2- 3	2- 5- 5	0- 0- 0	DNP	14-10- 1	DNP
DREXEL UNIVERSITY	1/30/99	72-52	W	0- 2- 1	13- 2- 1	4- 1- 1	9- 6- 0	2- 0- 0	8- 3-12	6- 1- 1	DNP
HOFSTRA	2/1/99	78-57	W	0- 0- 0	5- 4- 0	12- 2- 0	12- 2- 2	4- 3- 0	3- 3-12	7- 2- 1	DNP
at Northeastern Univ	2/4/99	68-74	L	DNP	18- 4- 0	2- 1- 0	2- 2- 1	DNP	11- 6- 9	10- 6- 1	DNP
at Boston University	2/6/99	92-61	W	2- 0- 0	8- 2- 0	6- 1- 2	3- 1- 0	0- 3- 0	6- 7- 8	9- 5- 2	DNP
VERMONT	2/10/99	80-59	W	0- 1- 0	22- 2- 4	3- 0- 0	10- 3- 3	0- 0- 0	12- 6-12	6- 6- 0	DNP
NEW HAMPSHIRE	2/14/99	83-58	W	1- 1- 0	16- 4- 1	9- 3- 0	7- 3- 0	0- 0- 2	11- 6- 5	0- 3- 5	DNP
at Univ. of Delaware	2/18/99	77-66	W	DNP	20- 2- 1	0- 1- 0	2- 1- 1	DNP	9- 5- 6	6- 4- 4	DNP
at Towson	2/20/99	93-64	W	3- 1- 0	18- 2- 4	2- 1- 1	11- 2- 1	0- 0- 0	4- 2- 7	5- 7- 3	DNP
UNIV. OF HARTFORD	2/25/99	79-56	W	0- 0- 0	5- 0- 0	5- 2- 2	7- 1- 0	2- 0- 0	12- 5-10	5- 3- 1	DNP
vs Hofstra	3/4/99	69-57	W	DNP	9- 4- 0	8- 3- 1	0- 0- 0	0- 0- 0	14- 4- 8	2- 3- 5	DNP
at Vermont	3/5/99	66-61	W	DNP	5- 3- 0	0- 1- 0	0- 2- 0	DNP	13- 3-11	0- 3- 0	DNP
vs Northeastern Univ	3/6/99	55-57	L	DNP	4- 2- 1	5- 2- 0	8- 1- 6	DNP	4- 3- 5	0- 2- 1	DNP

OPPONENT	DATE	SCORE	W/L	24 CASSIDY, J	25 TINKLOVA,	30 GERAGHTY,	33 MOLDRE, Ev	42 PARDILLA,	50 CLARK, And
NORTHEASTERN UNIVERS	11/20/98	71-55	W	24-12- 1	11- 3- 1		DNP	2- 0- 0	2- 5- 1
ST. BONAVENTURE	11/27/98	94-67	W	24-11- 5	22- 5- 1		DNP	6- 3- 0	4- 3- 3
OLE MISS	11/28/98	72-77	L OT	38-10- 1	11- 5- 3		DNP	DNP	0- 3- 1
at U. Massachusetts	12/02/98	56-64	L	17- 6- 4	4- 4- 2		DNP	0- 0- 0	2- 8- 2
vs Western Kentucky	12/4/98	57-78	L	20- 8- 2	7- 8- 2		DNP	0- 3- 0	0- 1- 1
vs Ohio University	12/05/98	82-61	W	25- 7- 2	16- 9- 4		DNP	0- 0- 0	5- 3- 0
RHODE ISLAND	12/11/98	76-53	W	20- 6- 1	16- 6- 1		DNP	0- 0- 1	4- 5- 1
vs Middle Tennessee	12/28/98	92-78	W	41-13- 2	3- 8- 1		2- 2- 1	DNP	0- 0- 1
at Tulane	12/29/98	76-85	L	25- 5- 3	7- 1- 1		0- 0- 0	DNP	0- 1- 0
BOSTON UNIVERSITY	1/5/99	75-59	W	33- 8- 0	11- 3- 2		0- 0- 0	DNP	0- 0- 0
at Drexel University	1/9/99	75-50	W	16- 6- 3	15- 6- 4		4- 3- 0	DNP	DNP
at Hofstra	1/11/99	58-56	W	22-14- 2	13- 4- 2		0- 0- 0	DNP	DNP
at New Hampshire	1/16/99	71-57	W	19-10- 2	10- 5- 4	DNP	2- 2- 0	DNP	DNP
at Univ. of Hartford	1/19/99	66-42	W	28-12- 3	6- 7- 4	DNP	5- 2- 0	DNP	DNP
UNIV. OF DELAWARE	1/22/99	81-51	W	23-12- 1	7- 4- 3	DNP	3- 6- 0	0- 1- 0	DNP
TOWSON	1/24/99	72-48	W	12- 7- 4	14- 6- 1	DNP	4- 2- 0	0- 1- 0	DNP
at Vermont	1/27/99	62-58	W	18- 7- 3	7- 3- 1	DNP	4- 2- 1	DNP	DNP
DREXEL UNIVERSITY	1/30/99	72-52	W	23-12- 1	7- 4- 2	DNP	0- 3- 0	0- 1- 0	0- 2- 0
HOFSTRA	2/1/99	78-57	W	21- 8- 1	7- 3- 0	DNP	5- 2- 0	0- 1- 0	2- 1- 0
at Northeastern Univ	2/4/99	68-74	L	9- 7- 2	12- 2- 2	DNP	0- 3- 0	DNP	4- 2- 0
at Boston University	2/6/99	92-61	W	34-10- 0	18- 9- 1	DNP	3- 2- 0	DNP	3- 4- 1
VERMONT	2/10/99	80-59	W	18- 8- 4	9- 4- 0	DNP	0- 0- 0	0- 0- 0	0- 4- 0
NEW HAMPSHIRE	2/14/99	83-58	W	27-10- 5	6- 7- 0	DNP	0- 1- 0	0- 1- 0	6- 4- 0
at Univ. of Delaware	2/18/99	77-66	W	24- 9- 3	15- 5- 0	DNP	0- 1- 1	DNP	1- 5- 0
at Towson	2/20/99	93-64	W	30-12- 1	11- 6- 2	DNP	0- 2- 0	DNP	9- 6- 2
UNIV. OF HARTFORD	2/25/99	79-56	W	26- 4- 1	4- 4- 0	DNP	2- 0- 1	0- 0- 0	11- 6- 2
vs Hofstra	3/4/99	69-57	W	25- 5- 3	DNP	DNP	3- 1- 0	DNP	8- 7- 0
at Vermont	3/5/99	66-61	W	34- 5- 1	10- 6- 0	DNP	DNP	DNP	4- 3- 0
vs Northeastern Univ	3/6/99	55-57	L	27- 8- 0	7- 7- 2	DNP	0- 1- 0	DNP	0- 2- 0



UMAINE HIGHS/LOWS

THE STAT CREW SYSTEM For Basketball
HIGH/LOW ANALYSIS - as of 03/08/99
ALL GAMES

--- T E A M H I G H S ---

University of Maine

POINTS.....	94		vs ST. BONAVENTURE	11/27/98
FIELD GOALS MADE.....	37		vs Middle Tennessee Sta	12/28/98
FIELD GOAL ATTEMPTS.....	70		vs VERMONT	2/10/99
FIELD GOAL PERCENTAGE.....	.608	(31-51)	at Boston University	2/6/99
3 PT FIELD GOALS MADE.....	14		vs VERMONT	2/10/99
3 PT FG ATTEMPTS.....	31		vs VERMONT	2/10/99
3 PT FG PERCENTAGE.....	.632	(12-19)	at Tulane	12/29/98
FREE THROWS MADE.....	28		at Boston University	2/6/99
	28		vs UNIV. OF HARTFORD	2/25/99
FREE THROW ATTEMPTS.....	37		at Boston University	2/6/99
FREE THROW PERCENTAGE.....	.917	(11-12)	vs NORTHEASTERN UNIVERS	11/20/98
REBOUNDS.....	51		at Boston University	2/6/99
ASSISTS.....	28		vs ST. BONAVENTURE	11/27/98
STEALS.....	18		vs UNIV. OF HARTFORD	2/25/99
BLOCKED SHOTS.....	12		vs DREXEL UNIVERSITY	1/30/99
TURNOVERS.....	29		vs TOWSON	1/24/99
FOULS.....	24		vs Middle Tennessee Sta	12/28/98

THE STAT CREW SYSTEM For Basketball
HIGH/LOW ANALYSIS - as of 03/08/99
ALL GAMES

--- T E A M L O W S ---

University of Maine

POINTS.....	55		vs Northeastern Univers	3/6/99
FIELD GOALS MADE.....	20		at Hofstra	1/11/99
FIELD GOAL ATTEMPTS.....	38		at Hofstra	1/11/99
FIELD GOAL PERCENTAGE.....	.389	(21-54)	at U. Massachusetts	12/02/98
3 PT FIELD GOALS MADE.....	1		at Vermont	3/5/99
3 PT FG ATTEMPTS.....	5		at Boston University	2/6/99
3 PT FG PERCENTAGE.....	.111	(1-9)	at Vermont	3/5/99
FREE THROWS MADE.....	4		vs VERMONT	2/10/99
	4		vs Northeastern Univers	3/6/99
FREE THROW ATTEMPTS.....	5		vs Northeastern Univers	3/6/99
FREE THROW PERCENTAGE.....	.429	(6-14)	vs Western Kentucky	12/4/98
REBOUNDS.....	28		vs UNIV. OF HARTFORD	2/25/99
ASSISTS.....	10		vs TOWSON	1/24/99
STEALS.....	3		at U. Massachusetts	12/02/98
BLOCKED SHOTS.....	0		vs BOSTON UNIVERSITY	1/5/99
TURNOVERS.....	10		vs Northeastern Univers	3/6/99
FOULS.....	10		vs TOWSON	1/24/99



OPPONENT HIGHS/LOWS

THE STAT CREW SYSTEM For Basketball
HIGH/LOW ANALYSIS - as of 03/08/99
ALL GAMES

--- TEAM HIGHS ---

OPPONENTS

POINTS.....	85	at Tulane	12/29/98
FIELD GOALS MADE.....	31	at Tulane	12/29/98
FIELD GOAL ATTEMPTS.....	72	at Boston University	2/6/99
	72	at Univ. of Delaware	2/18/99
FIELD GOAL PERCENTAGE.....	.547 (29-53)	at Northeastern Univer	2/4/99
3 PT FIELD GOALS MADE.....	8	vs OLE MISS	11/28/98
	8	vs VERMONT	2/10/99
3 PT FG ATTEMPTS.....	30	vs TOWSON	1/24/99
3 PT FG PERCENTAGE.....	.625 (5-8)	at Drexel University	1/9/99
FREE THROWS MADE.....	22	vs Middle Tennessee Sta	12/28/98
FREE THROW ATTEMPTS.....	33	vs Middle Tennessee Sta	12/28/98
FREE THROW PERCENTAGE.....	.889 (8-9)	vs TOWSON	1/24/99
REBOUNDS.....	43	vs Western Kentucky	12/4/98
ASSISTS.....	19	at U. Massachusetts	12/02/98
	19	vs Western Kentucky	12/4/98
	19	at Vermont	1/27/99
STEALS.....	17	vs Middle Tennessee Sta	12/28/98
BLOCKED SHOTS.....	6	at Tulane	12/29/98
TURNOVERS.....	28	at Univ. of Hartford	1/19/99
FOULS.....	25	vs HOFSTRA	2/1/99
	25	vs UNIV. OF HARTFORD	2/25/99

THE STAT CREW SYSTEM For Basketball
HIGH/LOW ANALYSIS - as of 03/08/99
ALL GAMES

--- TEAM LOWS ---

OPPONENTS

POINTS.....	42	at Univ. of Hartford	1/19/99
FIELD GOALS MADE.....	15	at Univ. of Hartford	1/19/99
	15	vs UNIV. OF DELAWARE	1/22/99
FIELD GOAL ATTEMPTS.....	47	at Univ. of Hartford	1/19/99
FIELD GOAL PERCENTAGE.....	.234 (15-64)	vs UNIV. OF DELAWARE	1/22/99
3 PT FIELD GOALS MADE.....	0	vs NORTHEASTERN UNIVERS	11/20/98
3 PT FG ATTEMPTS.....	6	vs NORTHEASTERN UNIVERS	11/20/98
3 PT FG PERCENTAGE.....	.000 (0-6)	vs NORTHEASTERN UNIVERS	11/20/98
FREE THROWS MADE.....	4	at Vermont	3/5/99
FREE THROW ATTEMPTS.....	5	at Vermont	3/5/99
FREE THROW PERCENTAGE.....	.455 (5-11)	vs Hofstra	3/4/99
REBOUNDS.....	25	at Boston University	2/6/99
	25	at Vermont	3/5/99
ASSISTS.....	8	vs RHODE ISLAND	12/11/98
	8	vs UNIV. OF DELAWARE	1/22/99
	8	vs TOWSON	1/24/99
	8	vs HOFSTRA	2/1/99
STEALS.....	4	at U. Massachusetts	12/02/98
	4	vs NEW HAMPSHIRE	2/14/99
BLOCKED SHOTS.....	0	vs RHODE ISLAND	12/11/98
	0	vs BOSTON UNIVERSITY	1/5/99
	0	vs DREXEL UNIVERSITY	1/30/99
	0	at Vermont	3/5/99
	0	vs Northeastern Univer	3/6/99
TURNOVERS.....	10	at U. Massachusetts	12/02/98
FOULS.....	6	vs Northeastern Univer	3/6/99



SEASON/CAREER HIGHS

SEASON HIGHS

Kelly Bowman	
Points	18 vs. UNH 1/16/99
Rebounds	7 vs. BU 1/5/99
Assists	5 vs. Vermont 1/27/99
Andrea Clark	
Points	11 vs. Hartford 2/25/99
Rebounds	8 vs. UMass 12/2/98
Assists	3 vs. St. Bonaventure 11/27/98
Katie Clark	
Points	12 vs. Hofstra 2/1/99
Rebounds	3 vs. UNH 2/14/99
Assists	3 vs. Vermont 1/27/99
Jamie Cassidy	
Points	41 vs. Middle Tennessee St. 12/28/98
Rebounds	14 vs. Hofstra 1/11/99
Assists	5, last vs. UNH 2/14/99
Blocks	6 vs. Vermont 2/10/99
Amy Vachon	
Points	14, last vs. BU 1/5/99
Rebounds	9 vs. BU 1/5/99
Assists	12, last vs. Hofstra 2/1/99
Steals	5, last vs. Drexel 1/31/99
Kristen McCormick	
Points	24 vs. Middle Tennessee St. 12/28/98
Rebounds	7 vs. Drexel, 1/9/99
Assists	4, last vs. Towson 2/20/99
Kizzy Lopez	
Points	14, last vs. Vermont 1/27/99
Rebounds	10, last vs. Vermont 1/27/99
Assists	5 vs. UNH 2/14/99
Steals	7 vs. Hartford 1/19/99
Chantal Macream	
Points	7 vs. Rhode Island 12/11/98
Rebounds	3 vs. St. Bonaventure 11/27/98
Assists	2, last vs. Delaware 1/22/99
Martina Tinklova	
Points	22 vs. St. Bonaventure 11/27/98
Rebounds	9, last vs. BU 2/6/99
Assists	4, last vs. Hartford 1/19/99
Blocks	3, last vs. Towson 2/20/99
Tracy Guerrette	
Points	8 vs. UMass 12/2/98
Rebounds	3 vs. Hofstra 2/1/99
Assists	2 vs. Northeastern 11/20/98
Eva Moldre	
Points	5, last vs. Hofstra 2/1/99
Rebounds	6 vs. Delaware 1/22/99
Assists	1, last vs. Vermont 1/27/99
Andrea Pardilla	
Points	6 vs. St. Bonaventure 11/27/98
Rebounds	3, last vs. Western Kentucky 12/4/98
Assists	1 vs. Rhode Island 12/11/98
Lacey Stone	
Points	11 vs. Ohio University 12/5/98
Rebounds	6 vs. Middle Tennessee St. 12/28/98
Assists	4, last vs. Middle Tennessee St. 12/28/98

CAREER HIGHS

Kelly Bowman	
Points	18 vs. UNH 1/16/99
Rebounds	7 vs. BU 1/5/99
Assists	5 vs. Vermont 1/27/99
Andrea Clark	
Points	11 vs. Hartford 2/25/99
Rebounds	8 vs. UMass 12/2/98
Assists	3 vs. St. Bonaventure 11/27/98
Katie Clark	
Points	12 vs. Hofstra 2/1/99
Rebounds	5 vs. Vermont 2/1/97
Assists	3 vs. Vermont 1/27/99
Jamie Cassidy	
Points	41 vs. Middle Tennessee St. 12/28/98
Rebounds	15, last vs. URI 12/21/97
Assists	6 vs. Delaware 1/10/98
Blocks	7 vs. URI 12/21/97
Amy Vachon	
Points	18 vs. URI 12/21/97
Rebounds	11 vs. BU 1/4/97
Assists	12, last vs. Hofstra 2/1/99
Steals	5, last vs. Drexel 1/31/99
Kristen McCormick	
Points	24 vs. Middle Tennessee St. 12/28/98
Rebounds	8 vs. Vermont 12/14/98
Assists	4, last vs. Towson 2/20/99
Kizzy Lopez	
Points	14, last vs. Vermont 1/27/99
Rebounds	10, last vs. Vermont 1/27/99
Assists	5 vs. UNH 2/14/99
Steals	7 vs. Hartford 1/19/99
Chantal Macream	
Points	7 vs. Rhode Island 12/11/98
Rebounds	3 vs. St. Bonaventure 11/27/98
Assists	2, last vs. Delaware 1/22/99
Martina Tinklova	
Points	22 vs. St. Bonaventure 11/27/98
Rebounds	9, last vs. BU 2/6/99
Assists	4, last vs. Hartford 1/19/99
Blocks	3, last vs. Towson 2/20/99
Tracy Guerrette	
Points	8 vs. UMass 12/2/98
Rebounds	3 vs. Hofstra 2/1/99
Assists	2 vs. Northeastern 11/20/98
Eva Moldre	
Points	5, last vs. Hofstra 2/1/99
Rebounds	6 vs. Delaware 1/22/99
Assists	1, last vs. Vermont 1/27/99
Andrea Pardilla	
Points	6 vs. St. Bonaventure 11/27/98
Rebounds	3, last vs. Western Kentucky 12/4/98
Assists	1 vs. Rhode Island 12/11/98
Lacey Stone	
Points	11 vs. Ohio University 12/5/98
Rebounds	6 vs. Middle Tennessee St. 12/28/98
Assists	4, last vs. Middle Tennessee St. 12/28/98



UMAINE RECORD BOOK

INDIVIDUAL RECORDS

Most Points

Game: 52 by Cindy Blodgett vs. Towson State 3/2/97
Season: 889 by Cindy Blodgett, '95-'96
Career: 3,305 by Cindy Blodgett, '94-'98

Most Rebounds

Game: 29 by Wendy Farrington vs. Southern Maine, '79-'80
Season: 380 by Liz Coffin, '84-'85
Career: 1,351 by Liz Coffin, '84-'88

Most Assists

Game: 14 by Julia Treadwell vs. New Brunswick, '83-'84
Season: 220 by Amy Vachon, '98-'99
Career: 487 by Cindy Blodgett, '94-'98

Most Steals

Game: 10 by Julie Bradstreet vs. Canisius, 1/3/92
Season: 107 by Julie Bradstreet, '91-'92
Career: 334 by Cindy Blodgett, '94-'98

Most Blocked Shots

Game: 7 by Stacey Porrini, last vs. Delaware 2/2/96, by Jamie Cassidy vs. Drexel 1/22/98
Season: 79 by Stacey Porrini, '95-'96
Career: 185 by Stacey Porrini, '93-'97

Most Field Goals Made

Game: 23 by Cindy Blodgett vs. Towson State, 3/2/97
Season: 313 by Cindy Blodgett, '95-'96
Career: 1055 by Cindy Blodgett, '94-'98

Most FG's Attempted

Game: 32 by Wendy Farrington vs. Southern Maine, '79-'80
32 Cindy Blodgett vs. Towson State, 3/2/97
Season: 620 by Cindy Blodgett, '95-'96
Career: 2,181 by Cindy Blodgett, '94-'98

Field Goal Percentage

Game: .909 (10-11), by Rachel Bouchard vs. Northeastern, 2/13/91
1.000 (8-8), Jamie Cassidy vs. Drexel 3/5/97
Season: .609 by Rachel Bouchard, '90-'91
Career: .541 by Rachel Bouchard, '87-'91

Three-Point FG's Made

Game: 6 by Cindy Blodgett vs. Vermont, 3/8/97, Kristen McCormick vs. Vermont 2/10/99, vs. Delaware 2/18/99
Season: 69 Cindy Blodgett, '96-'97
Career: 219 by Cindy Blodgett, '94-'98

Three-Point FG's Attempted

Game: 13 by Heather Briggs vs. Vermont, 3/13/93, Kristen McCormick vs. Vermont 2/10/99
Season: 187 Cindy Blodgett, '96-'97
Career: 620 by Cindy Blodgett, '94-'98

INDIVIDUAL RECORDS

Three-Point FG Percentage

Game: 1.000 (4-4), by Carrie Goodhue vs. (min. 3 att.) Cornell, 11/23/90
Season: .462 (18/39) by Heather Briggs, (min. 35 att.) '90-'91
Career: .389 by Heather Briggs, '89-'93

Free Throws Made

Game: 19 by Rachel Bouchard vs. Brooklyn, 1/13/89
Season: 213 Cindy Blodgett, '95-'96
Career: 676 by Cindy Blodgett, '94-'98

Free Throws Attempted

Game: 27 by Rachel Bouchard vs. Brooklyn, 1/13/89
Season: 287 by Rachel Bouchard, '89-'90
Career: 936 by Rachel Bouchard, '87-'91

Free Throw Percentage

Game: 1.000 (17/17), by Cindy Blodgett vs. Hofstra, 2/21/98; (14-14), vs. Hofstra, 3/5/95, vs. LSU 3/15/97 (13-13) vs. Vermont, 12/14/97
Season: .890 (31/35), by Lisa Cormier, '82-'83
Career: .822 by Cindy Blodgett, '94-'98

TEAM RECORDS

Most Field Goals

Game: 58 vs. St. Joseph's (Me.), '83-'84
Season: 908 '96-'97

Most Field Goal Attempts

Game: 111 vs. UNH, '76-'77, Acadia, '76-'77
Season: 2,208 '82-'83

Most Free Throws

Game: 33 last vs. Vermont 2/18/96
Season: 550 '95-'96

Most Free Throw Attempts

Game: 49 vs. UM-Presque Isle, '76-'77
Season: 768 '95-'96

Most Three-Pointers

Game: 14 vs. Vermont 2/10/99
Season: 146 '98-'99

Most Three-Pointers Attempted

Game: 31 vs. Vermont 2/10/99
Season: 396 '98-'99

Most Points

Game: 134 vs. St. Joseph's (Me.), '83-'84
Season: 2,459 '95-'96

Most Rebounds

Game: 80 vs. UM-Presque Isle, '86-'87
Season: 1,395 '86-'87

Highest Field Goal Percentage

Game: .629 vs. Towson State 1/16/97
Season: .495 '96-'97

Highest Free Throw Percentage

Game: .962 vs. Southern Maine (25/26), '83-'84
Season: .740 '97-'98

Highest Three-Point Field Goal Percentage

Game: .714 last vs. Boston Univ., 12/7/95
Season: .359 '94-'95

Most Assists

Game: 34 vs. St. Joseph's (Me.), '83-'84
Season: 569 '98-'99

Most Steals

Game: 29 vs. UM-Farmington, '83-'84
Season: 370 '83-'84

Most Blocks:

Game: 13 vs. Delaware 1/18/97
Season: 141 '86-'87

Highest Scoring Average

79.6 '83-'84

Most Wins

27 '95-'96

Highest Win Percentage

.871 '95-'96

Most Consecutive Wins

19 '95-'96



UMAINE VS. NCAA FIELD

<u>Opponent</u>	<u>Game</u>	<u>Game (result)</u>	<u>Mtgs.</u>	<u>UM</u>	<u>Opp.</u>
Alabama	1994	1995 (79-43 L)	2	1	1
Boston College	1992	1993 (55-49 W)	2	1	1
Connecticut	1979	1998 (98-70 L)	8	1	7
Dartmouth	1984	1994 (71-55 W)	8	7	1
Florida	1990	1990 (78-73 L)	1	0	1
Florida International	1992	1992 (75-61 L)	1	0	1
Holy Cross	1984	1992 (83-71 W)	6	2	4
Illinois	1994	1994 (72-68 L)	1	0	1
Kentucky	1990	1990 (76-66 L)	1	0	1
Louisville	1989	1989 (56-55 W)	1	1	0
LSU	1997	1997(88-79 L)	1	0	1
Nebraska	1987	1987 (89-82 W)	1	1	0
North Carolina	1996	1996 (68-52 L)	1	0	1
North Carolina State	1989	1998 (89-64 L)	3	0	3
Northeastern	1983	1999 (57-55 L)	40	23	15
Ohio State	1995	1995 (93-64 L)	1	0	1
Rutgers	1990	1992 (71-43 L)	2	1	1
Santa Clara	1995	1995 (73-69 W)	1	1	0
St. Joseph's	1982	1984(134-38 W)	4	4	0
St. Mary's (Calif.)	1992	1992 (69-56 L)	1	0	1
St. Peter's	1991	1992 (65-55 L)	3	2	1
Tennessee	1990	1991 (86-71 L)	2	0	2
Texas	1992	1992 (72-34 L)	1	0	1
Tulane	1987	1998 (85-76 L)	2	1	1
Virginia	1984	1984 (115-57 L)	1	0	1
Wisc.-Green Bay	1992	1992 (58-57 L)	1	0	1

TOURNAMENT TEAMS UMAINE HAS NOT MET

Appalachian State	Georgia	Penn State
Arizona	Grambling	Purdue
Auburn	Iowa State	Southern Methodist
UC Santa Barbara	Kansas	Southwest Missouri State
Cal State Northridge	Liberty	St. Francis (Pa.)
Central Florida	Louisiana Tech	Stanford
Cincinnati	Marquette	Stephan F. Austin
Clemson	Mississippi State	Tennessee Tech
Colorado State	Notre Dame	Texas Tech
Duke	Old Dominion	Toledo
Evansville	Oral Roberts	UCLA
Florida A&M	Oregon	Virginia Tech
		Xavier



TWENTY THREE YEARS IN REVIEW

1975-76

Rhode Island 91, Maine 71
 Maine 68, New Hampshire 58
 Maine 95, Maine-Farmington 36
 Maine 79, Bates 42
 Maine 90, Maine-Presque Isle 55
 Maine 70, Husson 43
 Maine 74, Southern Maine 57
 Vermont 75, Maine 71
 Maine 92, Maine-Presque Isle 58
 Maine 82, Southern Maine 57
 Maine 63, Maine-Farmington 26
 Husson 51, Maine 49
 Rhode Island 103, Maine 65
 Maine 69, Massachusetts 63
 Springfield 69, Maine 54
 Maine 93, Southern Maine 57
 Maine 63, Husson 53

1976-77

Maine 64, Acadia 54
 Maine 58, Massachusetts 56
 Maine 61, New Hampshire 58
 Maine 82, Maine-Farmington 40
 Maine 104, Maine-Presque Isle 46
 Maine 82, Rhode Island 76
 Maine 58, Husson 48
 Maine 93, Southern Maine 42
 Vermont 75, Maine 61
 Maine 72, Maine-Farmington 56
 Maine 83, Husson 45
 Maine 76, Maine-Presque Isle 46
 Maine 57, Southern Maine 28

1977-78

Massachusetts 77, Maine 68
 Boston University 66, Maine 54
 Maine 70, Southern Maine 44
 Maine 72, New Hampshire 69
 Maine 70, Maine-Farmington 52
 Maine 79, Southern Maine 45
 Maine 74, Rhode Island 72
 Maine 76, Husson 65
 Maine 70, Vermont 51
 Maine 75, Bowdoin 59
 Maine 97, Maine-Presque Isle 47
 Providence 72, Maine 53
 Maine 82, Colby 48
 Maine 77, Maine-Presque Isle 60
 Maine 83, Husson 58
 Maine-Farmington 72, Maine 66

1978-79

Massachusetts 87, Maine 58
 Boston University 78, Maine 67
 Maine 77, Plymouth State 54
 New Hampshire 92, Maine 87
 Maine 68, Maine-Farmington 49
 Rhode Island 80, Maine 69
 Maine 62, Husson 42
 Maine 100, Vermont 82
 Maine 64, Southern Maine 48
 Maine 88, Connecticut 75
 Maine 75, Bowdoin 61
 New Brunswick 98, Maine 65
 Maine 88, Maine-Presque Isle 51
 Maine 71, Husson 48
 Maine 77, Maine-Farmington 40
 Maine 81, Colby 68
 Providence 62, Maine 50

1979-80

Maine 100, Quebec 42
 Maine 69, Laval 62
 Maine 113, Moncton 60
 Moncton Little 90, Maine 76
 Maine 70, Plymouth State 48
 New Hampshire 95, Maine 81
 Maine 76, Southern Maine 69
 Rhode Island 78, Maine 62
 Maine 86, Maine-Farmington 56
 Maine 88, Bowdoin 54
 Maine 74, Vermont 49
 Boston University 83, Maine 58
 Maine 70, Massachusetts 59
 Maine 69, Maine-Farmington 54
 Maine 95, Colby 58
 Maine 82, Maine-Presque Isle 29
 Maine 79, Husson 57
 Maine 91, Bates 41
 Maine 69, Husson 50
 Maine 76, Bowdoin 58

1980-81

Maine 71, Concordia 70
 Southern Conn. 73, Maine 66
 New Hampshire 83, Maine 61
 Massachusetts 97, Maine 62
 Boston University 88, Maine 42
 Maine 75, Maine-Farmington 44
 Maine 67, Southern Maine 35
 Rhode Island 80, Maine 63
 Maine 73, Bowdoin 58
 Maine 52, Maine-Farmington 36
 New Brunswick 67, Maine 60
 Maine 66, Bowdoin 41
 Maine 83, Vermont 62
 Maine 83, Vermont 80
 Maine 113, Maine-Presque Isle 44
 Maine 106, Plymouth State 68
 Maine 86, Husson 61
 Maine 65, Eastern Connecticut 60
 Connecticut 72, Maine 55
 Maine 80, Colby 52
 Maine 106, Bates 37
 Maine 79, St. Joseph's 59
 Maine 58, Southern Maine 43

1981-82

Maine 75, Mt. Allison 39
 New Brunswick 75, Maine 65
 Maine 67, New Brunswick 62
 Maine 88, Bowdoin 54
 New Hampshire 83, Maine 51
 Maine 73, Laval 48
 Maine 53, Southern Maine 40
 Rhode Island 78, Maine 68
 Maine 66, Maine-Farmington 40
 Maine 91, Plymouth State 55
 Maine 65, New Brunswick 53
 Maine 84, Vermont 81
 Maine 87, Vermont 70
 Maine 93, Maine-Farmington 30
 Maine 85, St. Joseph's 45
 Massachusetts 73, Maine 57
 Connecticut 82, Maine 45
 Maine 98, Maine-Presque Isle 48
 Maine 65, Colby 64
 Maine 85, Husson 45
 Maine 71, St. Joseph's 47
 Colby 58, Maine 47

1982-83

Maine 53, Ottawa 45
 La Redoute 79, Maine 76
 Eastern Conn. 49, Maine 48
 Central Conn. 89, Maine 79
 Maine 60, New Brunswick 56
 Connecticut 81, Maine 49
 New Hampshire 91, Maine 69
 Maine 71, Prince Edward Island 51
 Maine 75, Carleton 53
 Providence 76, Maine 49
 Army 83, Maine 54
 Southern Maine 75, Maine 74
 Rhode Island 76, Maine 44
 Maine 64, Maine-Farmington 40
 Northeastern 73, Maine 56
 New Brunswick 75, Maine 72
 Maine 76, Vermont 66
 Maine 72, Vermont 63
 Maine-Farmington 65, Maine 61
 Maine 85, Bowdoin 45
 Maine 73, Massachusetts 71
 Maine 84, St. Joseph's 43
 Maine 78, Colby 65
 Maine 77, Prince Edward Island 49
 Maine 81, Maine-Presque Isle 69
 Maine 100, Maine-Machias 52
 Maine 80, Nasson 58
 Maine 74, Southern Maine 59

1983-84

Southern Connecticut 80, Maine 64
 Boston University 47, Maine 41
 Army 77, Maine 63
 Maine 84, Harvard 50
 Maine 93, Mt. Allison 40
 Maine 95, New Brunswick 84
 Maine 134, St. Joseph's 38
 Connecticut 78, Maine 61
 Maine 86, Queens 58
 Holy Cross 75, Maine 59
 Northeastern 87, Maine 64

Brown 60, Maine 58
 Maine 90, Husson 62
 Maine 85, Southern Maine 71
 Northeastern 76, Maine 70
 Maine 89, Maine-Farmington 59
 Maine 111, Maine-Presque Isle 63
 New Brunswick 83, Maine 59
 Maine 87, Maine-Farmington 37
 Maine 72, Massachusetts 71
 New Hampshire 83, Maine 65
 Maine 99, Vermont 72
 Maine 64, Vermont 47
 Maine 73, Colby 63
 Rhode Island 109, Maine 67
 Maine 104, Maine-Presque Isle 44
 Maine 111, Husson 75

1984-85

11/24 Virginia 115, Maine 57
 11/30 Maine 69, Manhattan 57
 12/1 Siena 55, Maine 52
 12/8 Maine 86, Harvard 56
 12/12 Fairfield 75, Maine 66
 12/15 Maine 83, Brooklyn 61
 12/16 Maine 83, Brooklyn 39
 Maine 81, Loyola 48
 Maine 69, Queens 66
 Maine 55, Boston University 39
 1/3 Maine 67, Dartmouth 47
 1/5 Maine 65, Boston University 52
 1/9 Maine 83, Central Connecticut 63
 1/12 Maine 67, Brown 55
 1/18 Maine 74, Vermont 55
 1/19 Vermont 67, Maine 64
 1/23 Northeastern 55, Maine 46
 1/26 Holy Cross 68, Maine 61
 1/28 Maine 79, Husson 46
 1/30 Maine 102, Southern Maine 54
 2/2 Maine 89, New Brunswick 51
 2/3 Northeastern 45, Maine 42
 2/5 Maine 83, Maine-Farmington 43
 2/8 Maine 63, Laval 32
 2/10 Maine 66, Massachusetts 65
 2/13 Maine 84, Colby 67
 2/17 Maine 65, Rhode Island 57
 2/20 New Hampshire 65, Maine 55
 3/1 Maine 62, New Hampshire 59
 3/2 Northeastern 73, Maine 59

1985-86

11/23 Maine 76, Massachusetts 66
 12/7 Maine 87, Siena 54
 12/12 Maine 79, Husson 26
 12/14 Maine 86, Brooklyn 72
 12/15 Maine 80, Brooklyn 62
 12/21 Maine 58, Harvard 56
 12/27 Maine 84, Hofstra 57
 12/28 Maine 56, Drexel 48
 12/29 Maine 70, Dartmouth 51
 1/4 Maine 61, Boston University 57
 1/11 Maine 57, Northeastern 53
 1/13 Maine 71, Hartford 53
 1/17 Maine 56, Vermont 54
 1/18 Maine 80, Vermont 69
 1/21 Maine 67, Dartmouth 58
 1/26 Maine 76, Cheney State 49
 1/29 Maine 56, Southern Maine 51
 1/31 Maine 57, Hartford 47
 2/1 Northeastern 71, Maine 55
 2/8 Holy Cross 81, Maine 68
 2/9 Central Connecticut 63, Maine 62
 2/16 Brown 73, Maine 62
 2/19 Maine 83, Colby 45
 2/22 Maine 71, Boston University 68
 New Hampshire 64, Maine 55
 Boston University 52, Maine 51
 Maine 53, New Hampshire 50

1986-87

11/29 Maine 77, Rhode Island 50
 12/2 Maine 82, Southern Maine 61
 12/5 Maine 80, Lehigh 53
 12/6 Maine 76, Siena 50
 12/11 Maine 77, Husson 42
 12/20 Maine 81, Harvard 56
 12/27 Maine 98, Springfield 51
 12/28 Maine 75, Middle Tennessee 67
 1/3 Maine 69, Central Connecticut 55
 1/5 Maine 91, Utica 57
 1/7 Maine 91, Colgate 65
 1/9 Maine 82, Central Connecticut 65

1/10 Northeastern 66, Maine 62
 1/14 Maine 108, Maine-Presque Isle 29
 1/16 Maine 72, Vermont 58
 1/17 Maine 56, Vermont 55
 1/24 Maine 72, Boston University 70
 1/25 Maine 71, Cheyney State 44
 1/28 New Hampshire 61, Maine 52
 1/31 Maine 86, Hartford 66
 2/1 Maine 78, Hartford 69
 2/7 Maine 72, Northeastern 67
 2/8 Boston University 89, Maine 73
 2/11 Maine 82, New Hampshire 67
 2/21 Maine 89, Brooklyn 36
 2/22 Maine 79, Brooklyn 42
 Maine 76, Boston University 54
 Northeastern 55, Maine 48

1987-88

11/27 Maine 79, Drexel 65
 11/28 Maine 66, San Diego State 65
 12/5 Providence 83, Maine 78
 12/6 Southern California 83, Maine 63
 12/13 Maine 97, Utica 56
 12/19 Harvard 80, Maine 75
 12/29 Maine 71, William & Mary 69
 12/30 Maine 65, Tulane 57
 1/2 Maine 92, Navy 55
 1/6 Maine 89, Nebraska 82
 1/9 Maine 92, Colgate 57
 1/10 Maine 84, Colgate 58
 1/13 Maine 76, Miami 56
 1/15 Maine 75, Brooklyn 32
 1/16 Maine 88, Brooklyn 50
 1/21 Maine 52, Northeastern 42
 1/23 Boston University 78, Maine 75
 1/27 Maine 99, Central Connecticut 68
 1/29 Maine 86, Vermont 50
 1/30 Maine 84, Vermont 73
 2/3 Maine 64, New Hampshire 63
 2/5 Maine 73, Hartford 69
 2/6 Maine 80, Hartford 67
 2/13 Maine 52, Northeastern 42
 2/17 Maine 64, Boston University 63
 2/20 Maine 64, Central Connecticut 45
 2/27 New Hampshire 60, Maine 56
 Maine 82, New Hampshire 76
 Boston University 66, Maine 62

1988-89

Maine 75, Finland 49
 11/25 San Diego State 52, Maine 49
 11/26 Maine 63, Eastern Washington 56
 12/2 Maine 59, Syracuse 45
 12/3 Michigan State 60, Maine 53
 12/9 Virginia Commonwealth 70, Maine 64
 12/10 Connecticut 80, Maine 56
 12/17 Maine 89, Harvard 77
 12/18 Georgia Tech 82, Maine 62
 12/28 Maine 76, Massachusetts 62
 12/29 Providence 85, Maine 69
 1/7 Maine 56, Louisville 55
 1/11 Maine 64, Brown 51
 1/13 Maine 75, Brooklyn 38
 1/15 Maine 75, Brooklyn 47
 1/18 Northeastern 60, Maine 56
 1/21 Maine 56, Boston University 43
 1/25 Maine 71, Central Connecticut 69
 1/27 Maine 66, Vermont 58
 1/28 Maine 65, Vermont 48
 2/1 Maine 65, New Hampshire 61
 2/3 Maine 85, Hartford 80
 2/4 Maine 84, Hartford 64
 2/11 Maine 67, Northeastern 60
 2/15 Maine 75, Boston University 55
 2/18 Maine 77, Central Connecticut 54
 2/26 Maine 69, New Hampshire 60
 Northeastern 60, Maine 47



TWENTY THREE YEARS IN REVIEW

1989-90

11/24 Maine 68, Siena 52
 11/25 Maine 74, Wake Forest 56
 11/29 Maine 75, Rutgers 67
 12/2 NC State 77, Maine 66
 12/3 Maine 84, Wagner 37
 12/7 SE Louisiana 71, Maine 68
 12/9 New Orleans 70, Maine 55
 12/14 Maine 86, Delaware State 33
 12/16 Maine 59, Harvard 55
 12/29 Maine 83, Holy Cross 81
 12/30 Maine 86, Stetson 78
 1/1 Florida 78, Maine 73
 1/4 Maine 77, Colgate 54
 1/6 Maine 69, Northeastern 37
 1/10 Maine 92, Vermont 66
 1/12 Maine 69, Colgate 61
 1/20 Maine 78, Hartford 30
 1/24 Boston University 54, Maine 51
 1/27 Maine 57, Central Michigan 54
 2/3 Maine 60, Northeastern 42
 2/7 Maine 70, New Hampshire 49
 2/10 Maine 76, Vermont 66
 2/14 Maine 72, New Hampshire 54
 2/17 Maine 83, Hartford 47
 2/24 Maine 70, Boston University 56
 3/9 Maine 64, Vermont 54
 3/11 Kentucky 76, Maine 66
 Illinois State 85, Maine 80
 Maine 68, Wyoming 48

1990-91

11/23 Maine 83, Cornell 36
 11/24 Richmond 69, Maine 53
 11/28 Vanderbilt 74, Maine 67
 11/30 UNC-Charlotte 62, Maine 57
 12/1 Maine 70, Rhode Island 48
 12/7 Villanova 65, Maine 60
 12/8 Maine 84, Drake 72
 12/13 Tennessee 77, Maine 64
 12/15 Maine 83, Dartmouth 45
 12/29 Maine 63, Alabama-Birmingham 62
 12/30 Maine 60, St. Peter's 57
 1/5 Maine 72, New Hampshire 55
 1/9 Maine 77, Boston University 49
 1/12 Maine 62, Northeastern 42
 1/19 Maine 66, Hartford 35
 1/26 Maine 82, Vermont 55
 1/29 Holy Cross 66, Maine 65
 2/2 Maine 71, New Hampshire 53
 2/7 Lamar 69, Maine 68
 2/9 Maine 73, Boston University 52
 2/13 Maine 103, Northeastern 50
 2/15 Maine 91, Colgate 56
 2/18 Maine 81, Siena 55
 2/23 Maine 90, Hartford 39
 2/27 Maine 107, Arkansas State 73
 3/2 Vermont 74, Maine 65
 3/8 Maine 79, Hartford 59
 3/9 Maine 79, Vermont 64

1991-92

11/24 Tennessee 86, Maine 71
 11/29 Wisconsin-Green Bay 58, Maine 57
 11/30 South Carolina 56, Maine 53
 12/4 Dartmouth 60, Maine 55
 12/6 Maine 87, Cleveland St. 59
 12/7 Fairfield 50, Maine 46
 12/11 Maine 83, Holy Cross 71
 12/14 Maine 52, St. Peter's 47
 12/29 Maine 71, James Madison 54
 1/2 St. Mary's (Cal.) 69, Maine 56
 1/3 Maine 75, Canisius 72
 1/4 Maine 90, Sacramento State 83
 1/9 Maine 59, Hartford 54
 1/11 Vermont 69, Maine 62
 1/13 Maine 71, Colgate 42
 1/17 Maine 61, Drexel 45
 1/18 Maine 75, Delaware 59
 1/23 Vermont 73, Maine 55
 1/25 Maine 56, Hartford 53
 1/30 Maine 74, Boston University 57
 2/1 Maine 54, Northeastern 53
 2/8 Maine 65, New Hampshire 55
 2/13 Maine 57, Northeastern 53
 2/15 Maine 83, Boston University 52
 2/28 Maine 73, Delaware 54
 3/1 Maine 71, Drexel, 54
 3/10 Maine 68, Drexel 57
 3/13 Maine 74, New Hampshire 65
 3/14 Vermont 70, Maine 50

1992-93

12/1 Boston College 80, Maine 65
 12/4 Florida International 75, Maine 61
 12/6 Mississippi 64, Maine 50
 12/9 St. Peter's 65, Maine 55
 12/12 Rhode Island 62, Maine 51
 12/27 Rutgers 71, Maine 43
 12/29 Texas 72, Maine 34
 1/2 Central Michigan 81, Maine 56
 1/3 Valparaiso 73, Maine 72
 1/15 Maine 56, Drexel 50
 1/17 Delaware 56, Maine 53
 1/21 Vermont 94, Maine 63
 1/23 Maine 51, Hartford 50
 1/26 Maine 60, Dartmouth 59
 1/28 Boston University 61, Maine 52
 1/30 Northeastern 45, Maine 43
 2/4 Maine 79, Central Connecticut 52
 2/7 New Hampshire 68, Maine 63
 2/11 Northeastern 57, Maine 51
 2/13 Boston University 64, Maine 57
 2/18 Hartford 66, Maine 63
 2/20 Vermont 68, Maine 67
 2/24 Maine 79, Maryland-Eastern Shore 44
 2/26 Maine 58, Delaware 53
 2/28 Maine 66, Drexel 53
 3/1 New Hampshire 58, Maine 38
 3/9 Maine 59, New Hampshire 55
 3/10 Maine 44, Northeastern 43
 3/12 Vermont 62, Maine 45

1993-94

11/28 Maine 55, Boston College 49
 12/3 Maine 55, Long Island 33
 12/4 Northwestern St. 77, Maine 54
 12/11 Boise St. 87, Maine 53
 12/12 Maine 90, Chicago St. 31
 12/28 Buffalo 50, Maine 47
 12/29 Maine 60, St. Bonaventure 52
 1/2 Maine 49, Georgia State 36
 1/3 Kent State 63, Maine 62
 1/7 Maine 60, Columbia 42
 1/9 Manhattan 52, Maine 47
 1/11 Maine 60, Cent. Connecticut 59
 1/14 Maine 79, Drexel 52
 1/16 Maine 53, Delaware 51
 1/20 Maine 52, Vermont 40
 1/22 Maine 70, Hartford 66
 1/27 Maine 66, Boston University 43
 1/29 Northeastern 63, Maine 57 (OT)
 1/31 Maine 60, Dartmouth 56
 2/5 Maine 64, New Hampshire 60
 2/10 Maine 58, Northeastern 56
 2/12 Maine 70, Boston University 62
 2/17 Maine 67, Hartford 50
 2/19 Maine 69, Vermont 57
 2/25 Maine 82, Delaware 53
 2/27 Drexel 72, Maine 71
 3/2 Maine 72, New Hampshire 64

1994-95

11/25 Maine 71, Mercer 59
 11/26 Northern Illinois 63, Maine 56

12/3 Illinois 72, Maine 68
 12/12 Maine 71, Dartmouth 55
 12/18 Maine 72, Loyola 54
 12/28 N.C. State 80, Maine 75
 12/29 Maine 66, San Francisco 55
 1/1 Maine 96, Texas Christian 47
 1/2 Maine 73, St. Bonaventure 62
 1/5 Maine 75, Alabama 73
 1/9 Maine 89, Hofstra 59
 1/13 Maine 87, Drexel 63
 1/15 Maine 95, Delaware 63
 1/19 Vermont 80, Maine 73
 1/21 Maine 97, Hartford 52
 1/26 Boston University 75, Maine 72
 1/28 Maine 75, Northeastern 71
 2/2 Maine 82, Hofstra 57
 2/4 Maine 78, New Hampshire 49
 2/9 Maine 79, Northeastern 65
 2/11 Maine 77, Boston University 56
 2/16 Maine 91, Hartford 44
 2/18 Maine 69, Vermont 62
 2/24 Maine 74, Delaware 67
 2/26 Maine 83, Drexel 64
 3/1 Maine 92, New Hampshire 77
 3/5 Maine 78, Hofstra 67
 3/7 Maine 71, Boston University 56
 3/11 Maine 70, Northeastern 59
 3/16 Connecticut 105, Maine 75

1995-96

11/15 Maine 70, UMass 56
 11/17 Ohio State 93, Maine 64
 11/24 Maine 72, UNC-Charlotte 55
 11/25 Alabama 79, Maine 43
 12/1 Maine 85, Columbia 52
 12/2 Maine 70, Villanova 62
 12/4 USC 66, Maine 60
 12/7 Maine 57, Boston University 55
 12/9 Maine 81, Northeastern 49
 12/14 Maine 77, Buffalo 66
 12/27 Maine 73, Santa Clara 69
 12/28 Washington 73, Maine 59
 1/2 Maine 78, Delaware 61
 1/4 Maine 81, Towson 67
 1/12 Maine 89, Hofstra 54
 1/14 Maine 107, Drexel 53
 1/16 Maine 86, Vermont 67
 1/20 Maine 80, New Hampshire 64
 1/28 Maine 71, New Hampshire 56
 1/30 Maine 90, Hartford 41
 2/2 Maine 87, Hofstra 54
 2/4 Maine 78, Drexel 47
 2/9 Maine 90, Delaware 48
 2/11 Maine 80, Towson State 48
 2/15 Maine 75, Hartford 62
 2/18 Maine 87, Vermont 66
 2/22 Maine 77, Boston University 51
 2/24 Maine 69, Northeastern 49
 3/3 Maine 88, Drexel 51
 3/5 Maine 80, Hartford 69
 3/9 Maine 88, Vermont 55
 3/15 George Washington 83, Maine 67

1996-97

11/22 George Washington 68, Maine 65
 11/24 James Madison, 69, Maine 63
 11/29 Maine 82, Brown 68
 11/30 Oklahoma St. 75, Maine 64
 12/5 Maine 65, Hofstra 61
 12/7 Maine 55, Drexel 45
 12/14 W. Kentucky 73, Maine 66
 12/22 Maine 78, Rhode Island 56
 12/28 North Carolina 68, Maine 52
 12/29 Wake Forest 69, Maine 62
 1/2 Maine 72, Northeastern 48
 1/4 Maine 89, Boston Univ. 42
 1/7 Maine 92, Hartford 57
 1/11 Maine 101, New Hampshire 90
 1/16 Maine 110, Towson State 72
 1/18 Maine 89, Delaware 47
 1/21 Maine 77, Vermont 54
 1/24 Maine 94, Drexel 56
 1/26 Maine 84, Hofstra 51
 1/30 Hartford 70, Maine 58
 2/1 Maine 84, Vermont 70
 2/9 Maine 81, New Hampshire 70
 2/13 Maine 102, Delaware 54
 2/15 Maine 86, Towson State 55
 2/21 Maine 75, Boston Univ. 49
 2/23 Maine 88, Northeastern 36
 3/2 Maine 99, Towson State 57
 3/5 Maine 110, Drexel 68
 3/8 Maine 92, Vermont 70
 3/15 Louisiana State 88, Maine 79

1997-98

11/23 Maine 81, Northeastern 54
 11/28 Maine 85, James Madison 62
 11/29 Wisconsin 97, Maine 80
 12/4 Maine 82, UMass 68
 12/14 Maine 86, Vermont 78
 12/21 Maine 91, Rhode Island 55
 12/27 Maine 92, E. Carolina 70
 12/28 Miami 92, Maine 70
 1/2 Maine 80, Boston Univ. 58
 1/8 Maine 72, Towson 52
 1/10 Maine 78, Delaware 66
 1/17 Maine 75, New Hampshire 61
 1/22 Drexel 69, Maine 64
 1/24 Maine 72, Hofstra 42
 1/29 Maine 76, Western Kentucky 64
 2/1 New Hampshire 75, Maine 65
 2/4 Vermont 73, Maine 68
 2/6 Maine 84, Towson 52
 2/8 Maine 98, Delaware 73
 2/12 Boston Univ. 94, Maine 77
 2/14 Maine 70, Northeastern 56
 2/16 UConn 88, Maine 70
 2/19 Maine 86, Drexel 66
 2/21 Maine 91, Hofstra 83
 2/26 Hartford 74, Maine 67
 3/5 Maine 84, Drexel 59
 3/6 Maine 77, Northeastern 70
 3/7 Maine 81, Vermont 80
 3/13 NC State 89, Maine 64

Season	Rec.	Coach	Captains	Post-season
75-76	12-5	Eilene Fox	C. Higgins, D. Dalfonso	MAIAW Champ./EALAW Tourney
76-77	15-3	Eilene Fox	J. Thorpe	MAIAW Champ./EALAW Tourney
77-78	13-7	Eilene Fox	L. Osgood	
78-79	14-6	Eilene Fox	C. Pazdziorko, C. Lamontagne	MAIAW Champ.
79-80	16-4	Eilene Fox	C. Lamontagne, S. Baker	MAIAW Champ.
80-81	16-7	Eilene Fox	B. Dunham, M. Warner	MAIAW Champ.
81-82	16-6	Eilene Fox	B. Hamilton, C. Nason	
82-83	16-12	EileneFox	C. Nason	MAIAW Champ.
83-84	16-11	Peter Gavett	L. Cormier, J. Treadwell, T. Gardiner	MAIAW Champ.
84-85	21-9	Peter Gavett	E. Ellis	Seaboard Conf. (Finalists)
85-86	22-7	Peter Gavett	L. Gott, M. Walker	Seaboard Conf. (Cons. Champ.)
86-87	24-4	Peter Gavett	L. Coffin, K. Nobert	Seaboard Conf. (Finalists)
87-88	23-6	Peter Gavett	L. Coffin, K. Nobert, C. Cummings	Seaboard Conf. (Finalists)
88-89	19-8	Trish Roberts	R. Bouchard, C. Iaconeta, K. Nobert	Seaboard Conf. (Champion)
89-90	23-7	Trish Roberts	R. Bouchard, C. Iaconeta, B. Sullivan	North Atlantic (Champion)/NWIT
90-91	20-8	Trish Roberts	R. Bouchard	North Atlantic (Champion)
91-92	20-9	Trish Roberts	J. Bradstreet, T. Frenette	North Atlantic (Runners-Up)
92-93	9-20	Joanne Palombo	H. Briggs, C. Strong, C. Buetow	North Atlantic (Runners-Up)
93-94	20-7	Joanne Palombo	C. Strong, R. Sullivan	North Atlantic (Regular Season Champions)
94-95	24-6	Joanne Palombo	S. Dionne, E. Grealy, R. Sullivan	North Atlantic Champions/NCAA Tournament
95-96	27-5	Joanne Palombo	C. Gallant, S. Guidi, S. Rustad	North Atlantic Champions/NCAA Tournament
96-97	22-8	Joanne Palombo	S. Porri, C. Blodgett, S. Carver	AMERICA EAST Champions/NCAA Tournament
97-98	21-9	Joanne Palombo	C. Blodgett, S. Carver	AMERICA EAST Tournament Champions/NCAA Tournament



