

The University of Maine

DigitalCommons@UMaine

---

General University of Maine Publications

University of Maine Publications

---

1974

## Come, Take a Walking Tour: Fogler Library University of Maine at Orono

Raymond H. Fogler Library

Follow this and additional works at: [https://digitalcommons.library.umaine.edu/univ\\_publications](https://digitalcommons.library.umaine.edu/univ_publications)



Part of the [Higher Education Commons](#), and the [History Commons](#)

---

### Repository Citation

Raymond H. Fogler Library, "Come, Take a Walking Tour: Fogler Library University of Maine at Orono" (1974). *General University of Maine Publications*. 294.

[https://digitalcommons.library.umaine.edu/univ\\_publications/294](https://digitalcommons.library.umaine.edu/univ_publications/294)

This Monograph is brought to you for free and open access by DigitalCommons@UMaine. It has been accepted for inclusion in General University of Maine Publications by an authorized administrator of DigitalCommons@UMaine. For more information, please contact [um.library.technical.services@maine.edu](mailto:um.library.technical.services@maine.edu).

**FOGLER LIBRARY  
UNIVERSITY OF MAINE  
AT ORONO**

UNIVERSITY COLLECTION

***Come,  
take a  
walking tour***

UPub  
6.12.1  
-8  
FL  
c.4



With this folder you may take yourself on a walking tour of the Library, and—in about 15 minutes—get a good idea of what is where.

# 1

You are standing in the ENTRANCE LOBBY. The inviting room on your right is the OAKES ROOM. Here are popular magazines, some new books, current newspapers.



# 2

From the ENTRANCE LOBBY go up the marble stairs to the right.





# 3

Turn left,  
Beside you is the  
**PUBLIC CATALOG**,  
with cards for  
authors,  
titles,  
subjects  
of library materials  
in the University  
libraries at Orono,  
Bangor and Augusta.  
The cards are filed  
together in one alphabet.



# 4

Across the way  
is the **CIRCULATION DESK**.  
If you can't find  
a book, or want to  
renew one,  
ask here.



# 5

Go to the "Z" end of the PUBLIC CATALOG, turn left through the door to REFERENCE ROOM.

Here are people to answer your questions and direct you to the information you need.

The books in the room range from general encyclopedias and dictionaries to very specialized bibliographies on many subjects.



# 6

There is also an INFORMATION FILE of pamphlets for your use.






# 7

Through the door on the right is the PERIODICALS ROOM. Current issues of journals are arranged alphabetically from A to Z around the room. Along the wall toward the REFERENCE ROOM are many indexes which give citations to periodical literature and help speed up research



# 8

On the corner of the PERIODICALS DESK is a circular index which tells what periodicals the library has, and where they are.



# 9


Return to the CIRCULATION LOBBY.  
Enter stacks to the left of the CIRCULATION  
DESK. The stacks are open to  
everyone. You are on the third level.



# 10

Go up the stairs two flights to the  
fifth level. Turn left into the  
MICROFILM ROOM. Here are materials  
in microform and the machines to  
read them on.

An attendant is there to fill your  
requests and to assist you  
with the use of the machines.






# 11

Upon leaving the MICROFILM ROOM, turn right along the balcony to the SPECIAL COLLECTIONS ROOM, which houses items by and about Maine and its authors, state documents, and other valuable collections.



# 12

Go straight across through the green fire door to the staircase. Continue down to the bottom. Turn right and right again to the RESERVE ROOM. This is where you ask for materials which have been assigned as collateral reading for a course.





# 13

Shelved nearby are children's books, selected school textbooks, and the CURRICULUM MATERIALS FILE.

This file is a collection of pamphlets relating to the field of education.



# 14

Retrace your steps toward the stairway you came down. Take hallway through green firedoor to right to **GOVERNMENT PUBLICATIONS ROOM**. The University of Maine is a regional depository for the states of Maine, New Hampshire, and Vermont, and thus receives many different types of U.S. government documents.



# 15

From here, follow the hall to the left around to the front of the building. You may have time to browse in the **OAKES ROOM** before you charge out a book and **EXIT**.

