

The University of Maine

DigitalCommons@UMaine

---

General University of Maine Publications

University of Maine Publications

---

1963

## A Three-Point Financial Program for the University of Maine Submitted to the 101st Maine Legislature 1963-65 Biennium

University of Maine

Follow this and additional works at: [https://digitalcommons.library.umaine.edu/univ\\_publications](https://digitalcommons.library.umaine.edu/univ_publications)



Part of the [Higher Education Commons](#), and the [History Commons](#)

---

### Repository Citation

University of Maine, "A Three-Point Financial Program for the University of Maine Submitted to the 101st Maine Legislature 1963-65 Biennium" (1963). *General University of Maine Publications*. 195.  
[https://digitalcommons.library.umaine.edu/univ\\_publications/195](https://digitalcommons.library.umaine.edu/univ_publications/195)

This Report is brought to you for free and open access by DigitalCommons@UMaine. It has been accepted for inclusion in General University of Maine Publications by an authorized administrator of DigitalCommons@UMaine. For more information, please contact [um.library.technical.services@maine.edu](mailto:um.library.technical.services@maine.edu).

UPub  
2.2  
-2  
TPFP  
1963  
c.2

UNIVERSITY COLLECTION

UNIVERSITY OF MAINE LIBRARY  
UNIVERSITY FILE

**A Three-Point Financial Program  
for the University of Maine  
Submitted to the 101st Maine Legislature  
1963-65 Biennium**

UNIVERSITY OPERATING FUNDS

ORONO



BOND ISSUE FOR BUILDINGS

PORTLAND



FUNDS FOR **ETV** OPERATION



The University of Maine is managed by 11 trustees who by State law are "constituted a body politic and corporate."

These trustees comprise essentially a lay board composed of a cross-section of Maine's leading citizens rather than professional educators per se.

Eight members are appointed by the Governor of the State, with the advice and consent of the Council, for a term of seven years. Two members are appointed for three years by the Governor upon the nomination of the General Alumni Association. The Commissioner of Education is ex officio a member of the Board.

The Board of Trustees has supreme authority in all matters pertaining to the University, and all policies applying to the University as a whole must be approved by the Board.

#### Members of the Board of Trustees

Samuel Wilson Collins, B. S., President Term expires September 7, 1969	8 North Main Street, Caribou
Lawrence Mark Cutler, B. A., M. D., Vice Pres., Term expires August 21, 1964	31 Grove Street, Bangor
Lewis Orin Barrows, B. S., LL. D. Term expires December 13, 1967	RFD 1, Newport
Arthur Henri Benoit, B. S. Term expires July 30, 1964	Monument Square, Portland
Rena Campbell Bowles, B. S., M. S. Term expires November 2, 1963	21 Forest Avenue, Bangor
Charles Edward Crossland, B. S., LL. D. Term expires March 29, 1964	5 Riverdale, Orono
Ralph Henry Cutting Term expires August 16, 1963	Keyes Fibre Company, Waterville
Warren Gardiner Hill, B. S., Ed. M., Ed. D., ex officio	State House, Augusta
Beatrice J. Little (Mrs. Clarence C.), B. A., M. A. Term expires September 29, 1965	RFD 1, Ellsworth
W. Gordon Robertson Term expires February 28, 1969	84 Harlow Street, Bangor
Owen Halbert Smith, B. S. Term expires December 21, 1968	Presque Isle

## A THREE-POINT FINANCIAL PROGRAM

for the University of Maine  
Submitted to the 101st Maine Legislature  
1963-65 Biennium

	<u>Page</u>
I The Operating Appropriation for the next biennium, \$12,376,530 .....	2
II A \$20,000,000 State Bond Issue to provide Capital Improvements for the next three biennia, 1963-65 \$9,846,000 1965-67 6,225,000 1967-69 4,170,000 \$20,241,000 Three biennia total .....	16
III Appropriation for the operation of ETV for the next biennium, \$472,000 .....	27

### OPERATING APPROPRIATION MOST IMPORTANT

The most important of these three sections of the Program is the request for Operating Funds. Your State University is requesting \$12,376,530 for the operation of the University for the next two years. This request would be more than \$20,000,000 if your State University were to be brought up to the average level of State support received by the 69 similar public institutions throughout the country.

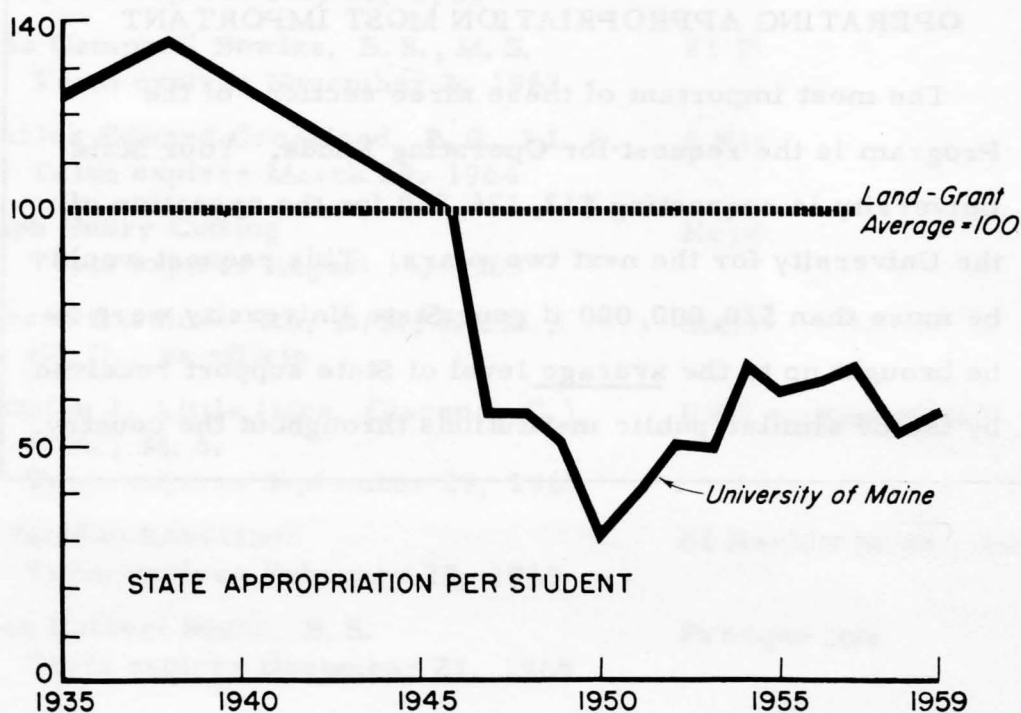
## SECTION I - OPERATING APPROPRIATION, \$12,376,530

### Introduction

The University of Maine may look back upon the last biennium, 1961-63, with considerable enthusiasm and satisfaction. Increased support from the State in this last biennium; a record two years in gifts and grants from both private and public sources; and income from the increase in Tuition (first authorized for 1960-61)—all have made possible significant progress at the University.

The highlights of this progress are these: the addition of badly needed staff members and critical items of teaching and research equipment; the acquisition, through rental, of a Computer with the establishment of a center for the support of teaching and research with this important instrument; the consolidation and rapid expansion of the former business and law schools of Portland University at the University of Maine in Portland; the restoration of the College of Technology's accreditation for a firmer period of three years; the strengthening of faculty salaries resulting in reduced turnover; and strengthening of certain curricula in line with recommendations from visiting committees and other experts.

### U.OF M. STILL FAR BEHIND DESPITE INCREASES IN THE 1950's

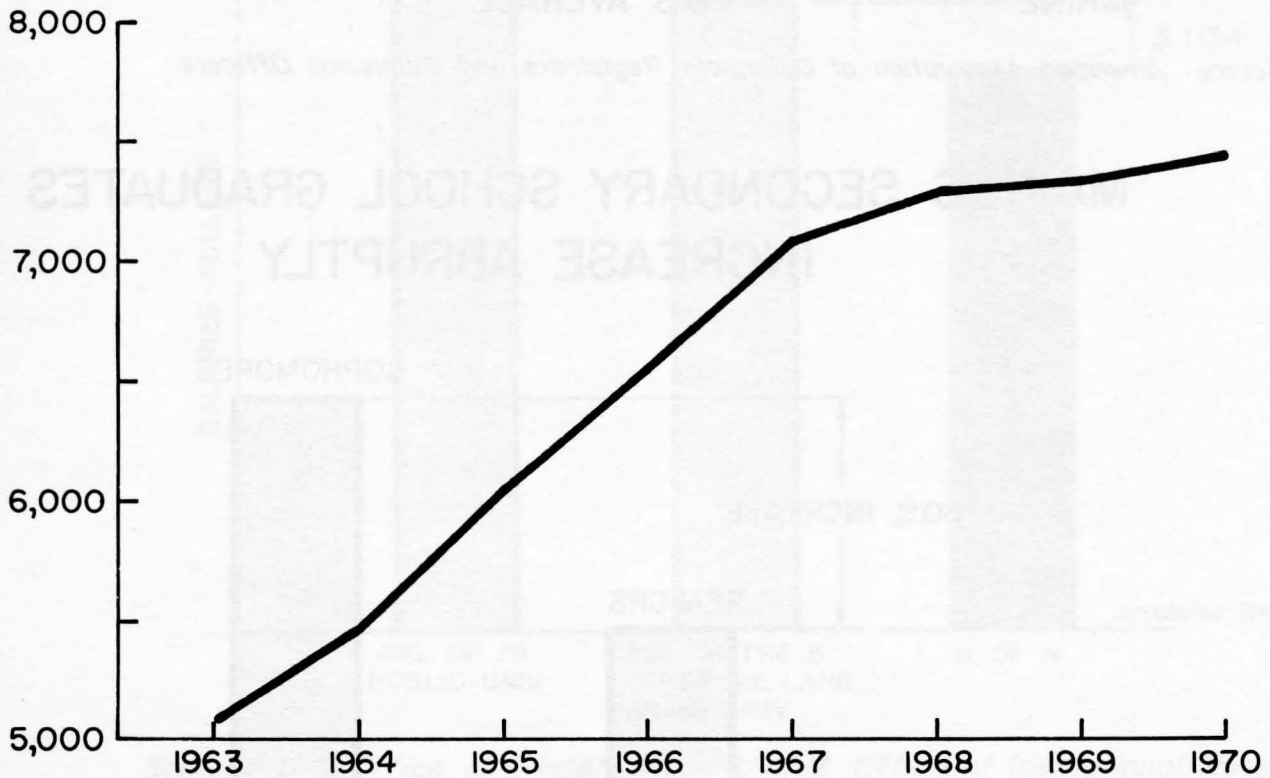


Source: Statistics of Land-Grant Colleges and Universities

While we may rightly take pride in this progress that has been taking place in the 1961-63 biennum, it must be pointed out that:

(1) The University is not yet expanding rapidly enough to offer an opportunity to all of the youth from Maine who are applying for admission and who are qualified to profit from a university education. Meeting this need should be of utmost urgency to the citizens of the State. (See next three charts.)

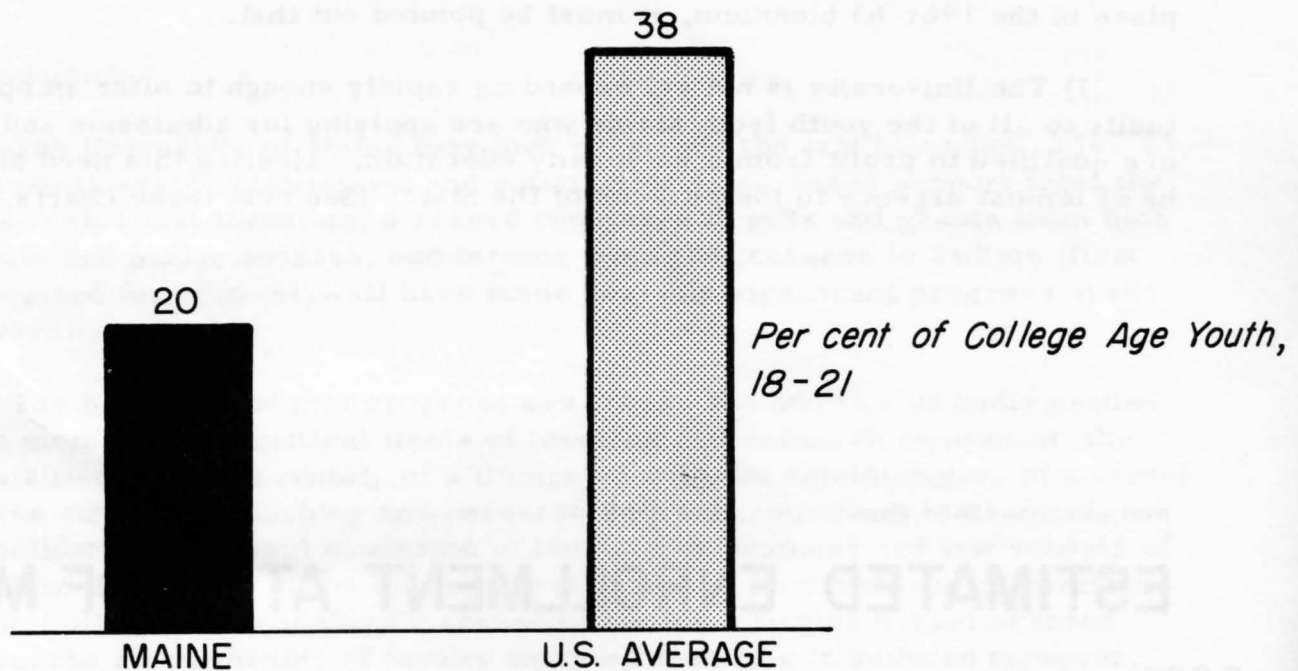
## ESTIMATED ENROLLMENT AT U. OF M.



*Source: U. of M. Office of Institutional Research*

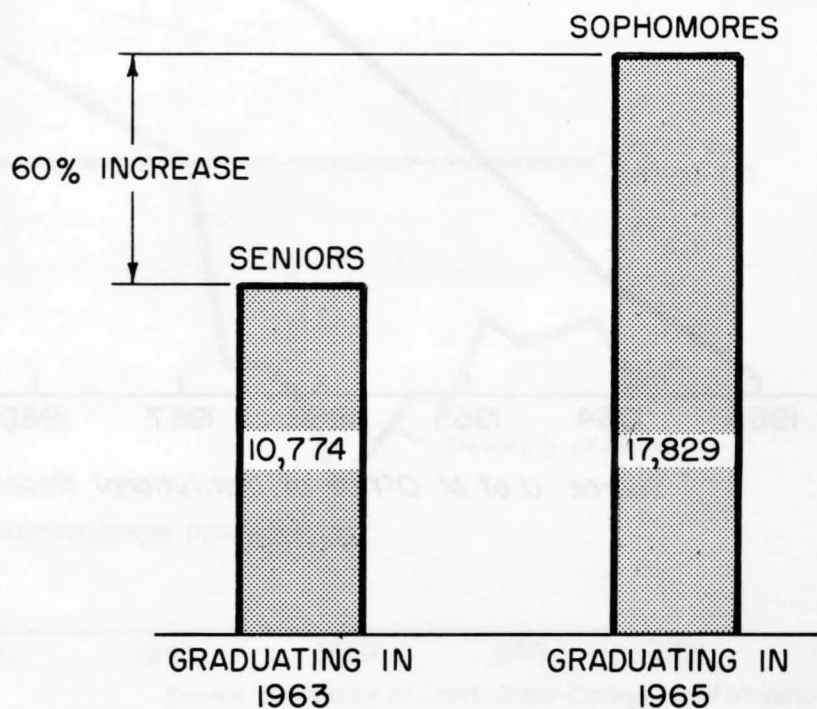


# SMALL PERCENTAGE OF MAINE YOUTH ATTEND COLLEGE



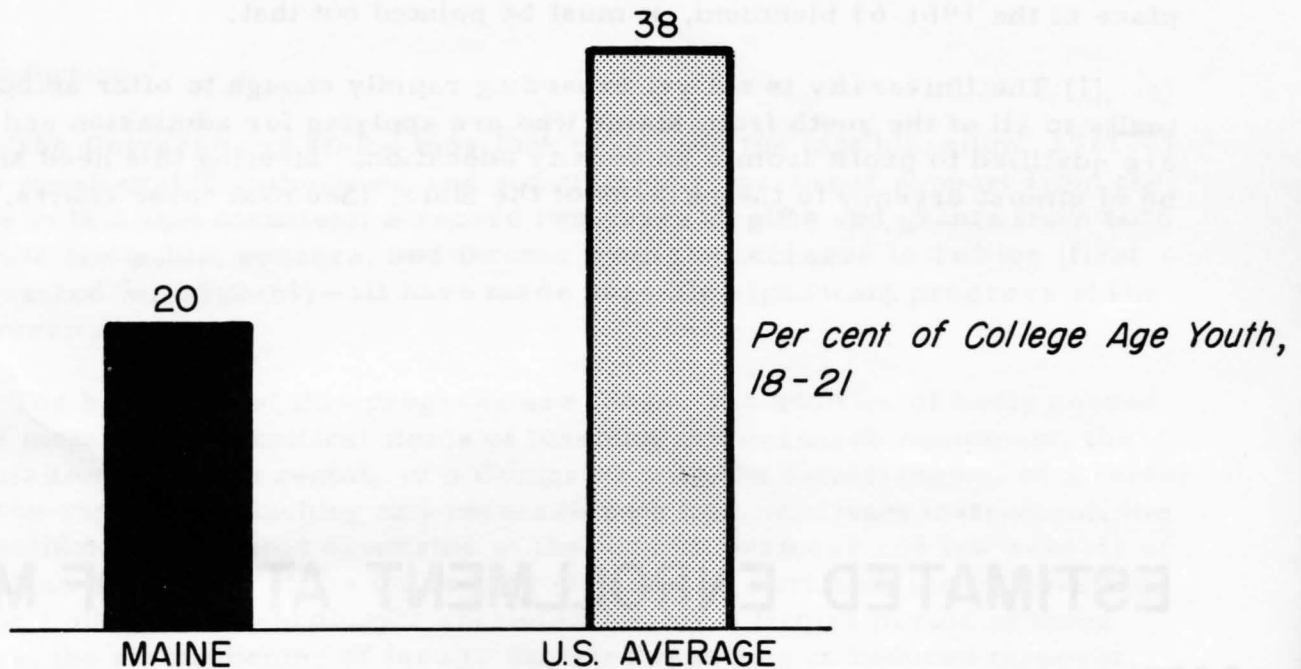
*Source: American Association of Collegiate Registrars and Admission Officers*

# MAINE'S SECONDARY SCHOOL GRADUATES TO INCREASE ABRUPTLY



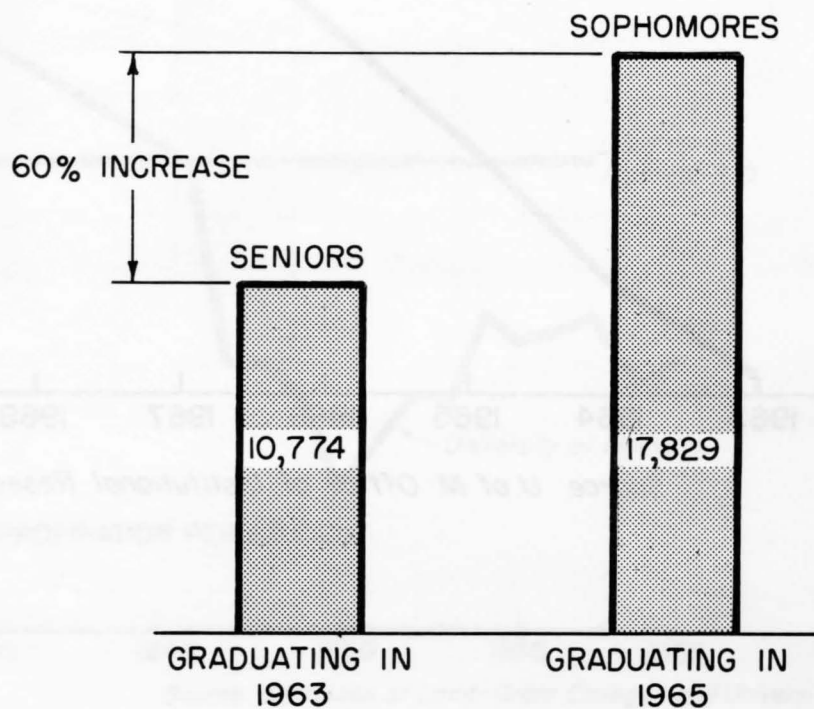
*Source: U. of M. Office of Institutional Research*

# SMALL PERCENTAGE OF MAINE YOUTH ATTEND COLLEGE



*Source: American Association of Collegiate Registrars and Admission Officers*

# MAINE'S SECONDARY SCHOOL GRADUATES TO INCREASE ABRUPTLY

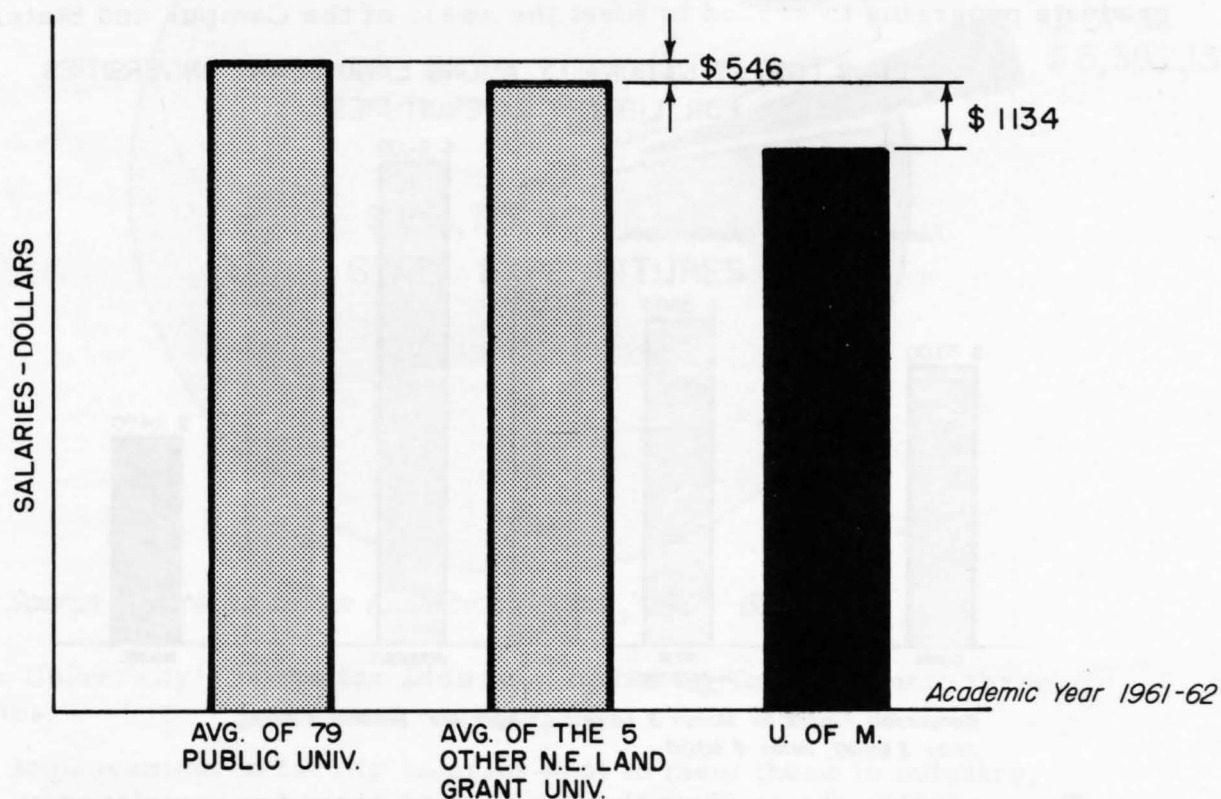


*Source: U. of M. Office of Institutional Research*



(2) In an increasingly competitive market for staff, the University of Maine, even with its progress in paying better salaries, is paying the lowest salaries of any of the New England state universities.

## PROFESSORS' SALARIES STILL LAG AT U. OF M.



Source: U.S. Office of Education and U. of M. Office of Institutional Research

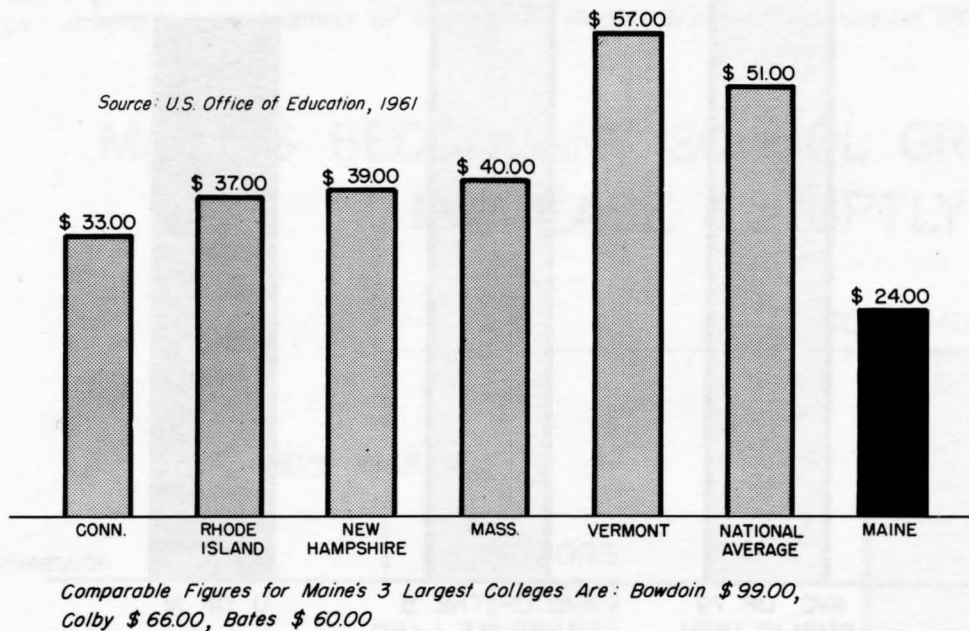
(3) Many requests from industry for research and teaching services cannot yet be met because of limited staff. Such services, so vital to the economic strength of the State, simply cannot be supplied with the "current services" resources of the University.

Business firms frequently request that the University undertake various types of research programs in their behalf. Many requests are received for assistance with highly specialized technical problems. In addition, numerous firms have asked the University to make research studies that will be helpful to them in dealing with a wide range of management problems.

Increasingly, the University is called upon to provide courses that will be of value to business firms and their employees. These may range all the way from short courses for production supervisors to graduate-level training for senior engineers and executives.

(4) Library resources have not been strengthened sufficiently to permit graduate programs to expand to meet the needs of the Campus and State.

MAINE RANKS LOWEST NATIONALLY AMONG LAND GRANT UNIVERSITIES  
FOR LIBRARY EXPENDITURES

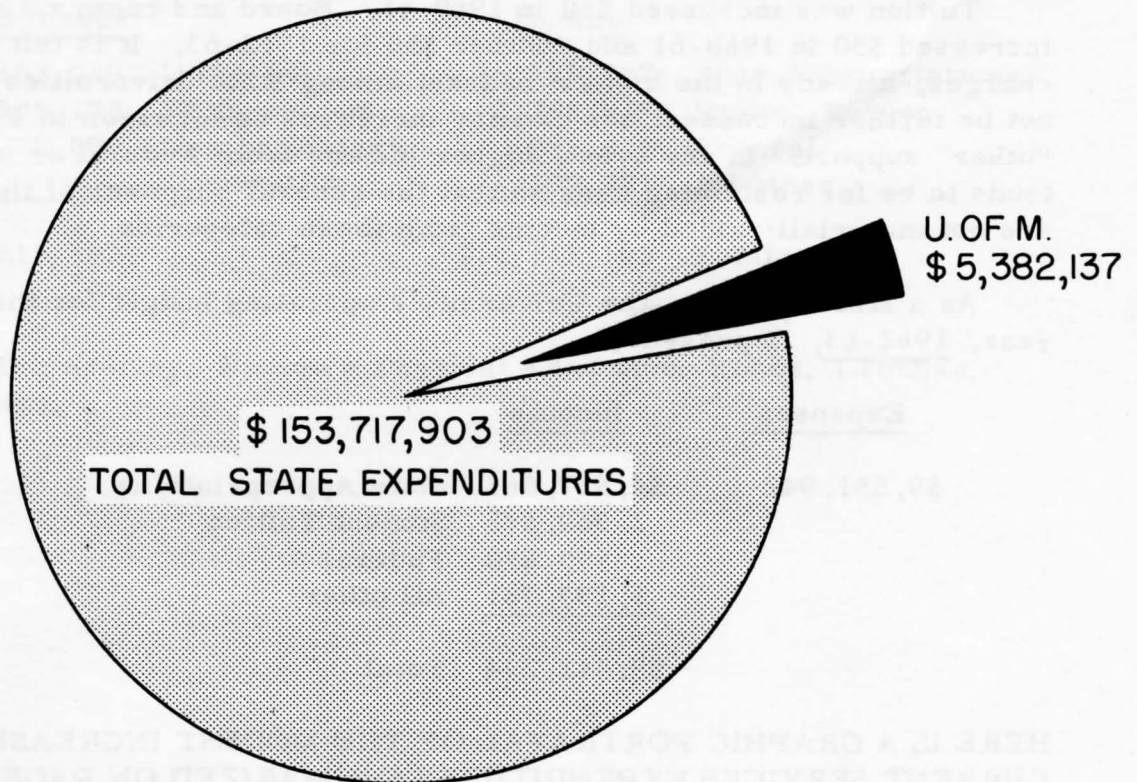


The preceding charts show that there is no room for complacency. Education in this period of history is the only known instrument for either domestic progress or national survival; it is the means for individual development; it serves as the instrument for the State's growth; and world leadership requires it.

## 1963-65 Request for Operating Appropriation

The University of Maine is seeking from the State \$3, 638, 175 more for its operations in the next biennium. This amount will help close the gap between the University and its sister institutions across the country, but will fall far short of going the whole way. More than four times this increase would be required to bring the University's support up to the average of similar institutions.

ONLY  $3\frac{1}{2}$  % OF STATE'S EXPENDITURES  
GO TO U. OF M.



*Source: State of Maine Financial Report, 1961-62*

The University's needs for additional operating funds fall into three categories:

1. Improvement in faculty salaries—not to meet those in industry, but rather more nearly to approach the average salaries now paid in similar public universities.
2. Improvement in plant operation, maintenance, library resources, public services and many other activities so as more nearly to keep pace with educational advances.
3. Funds for teaching additional numbers of students and for providing new services for the State.



## Part I - Current Services

Funds in excess of the operating budget for the year 1962-63 involve only two factors:

1. A 5% increase in expenditures for each year of the 1963-65 biennium for modest faculty salary raises and to meet the gradually rising costs of all expense items.
2. Funds to operate and maintain new buildings authorized by the last Legislature. These buildings will be in use for the first time in the coming biennium.

Less could hardly be sought.

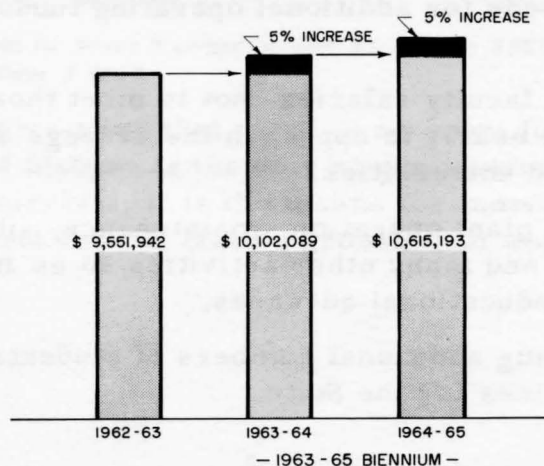
Tuition was increased \$50 in 1960-61. Board and room rates were increased \$50 in 1960-61 and another \$50 for 1962-63. It is felt that student charges, already in the highest bracket among State universities, should not be further increased; nor can any increases be foreseen in Federal or "other" support. In any event, higher income from Federal or other sources tends to be for restricted uses so that the general purposes of the University are not materially aided by income from these categories.

As a starting point, the University's operating budget for this fiscal year, 1962-63, is presented.

<u>Expenses</u>	<u>Income</u>	
\$9,551,942	\$4,527,068	State Appropriations
	2,789,575	Student Tuition
	995,870	Federal
	<u>1,199,781</u>	All other
	\$9,512,294	Total

HERE IS A GRAPHIC PORTRAYAL OF THE MODEST INCREASE IN PART I - CURRENT SERVICES EXPENDITURES SUMMARIZED ON PAGE 9.

### CURRENT SERVICES EXPENDITURES INCREASE ONLY 5% PER YEAR



State Appropriations for operations will therefore be required for  
Current Services (Part I) as follows:

<u>1963-64</u>	<u>Expenses</u>		<u>Income</u>	
	\$9,551,942	(1962-63)	\$5,116,863	State Appropriations
	477,597	5% Increment	2,789,575	Student Tuition
	72,550	New buildings*	995,870	Federal
		operation	1,199,781	All other
	<hr/>			
	\$10,102,089		\$10,102,089	Total

<u>1964-65</u>	<u>Expenses</u>		<u>Income</u>	
	\$10,102,089	(1963-64)	\$5,629,967	State Appropriations
	505,104	5% Increment	2,789,575	Student Tuition
	8,000	New buildings*	995,870	Federal
		operation	1,199,781	All other
	<hr/>			
	\$10,615,193		\$10,615,193	Total

\*Electrical Engineering, Women's Physical Education, Roads, Grounds,  
and Utilities.

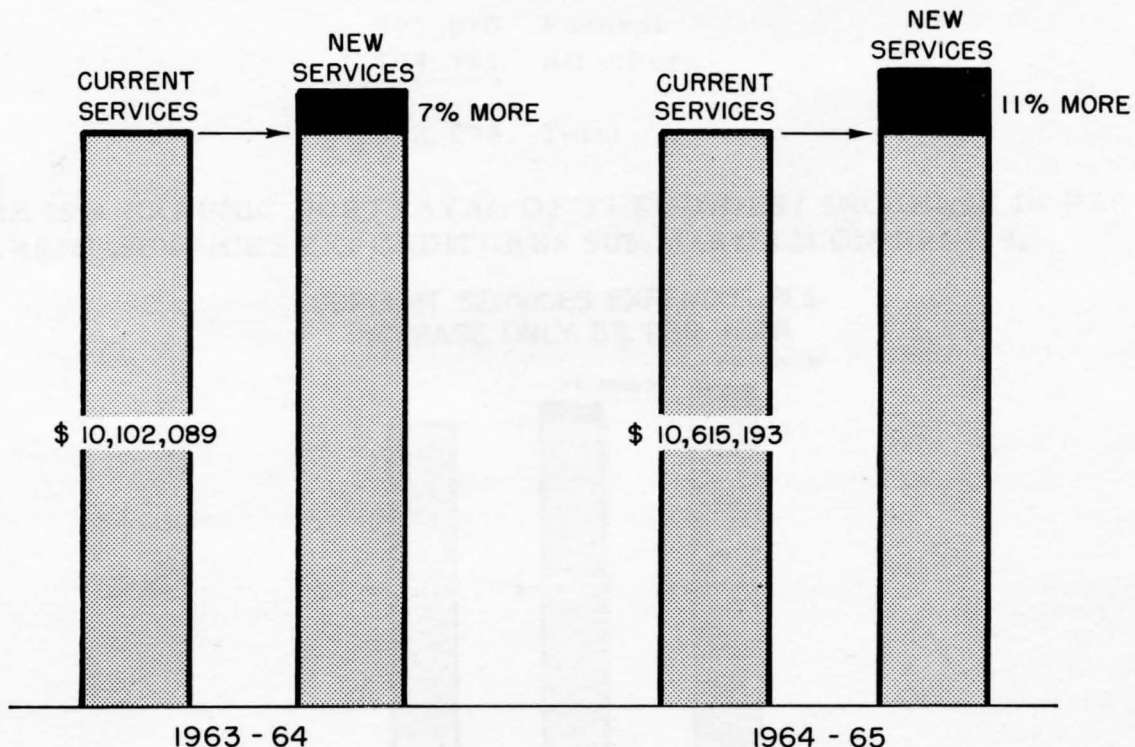
## Part II - New and Expanded Programs

Two years ago it was pointed out that Maine's State University could not be permitted to stand still in the 1960s. We noted that a standstill university could not attract faculty. Able teachers and research personnel simply will not be enticed to a standstill university in these times. Moreover, a standstill university in this decade cannot fulfill its obligations to the State's increasing number of youth nor perform its task of meeting the constantly increased demand for services and research required by all segments of the State's people—its farming, its forestry, its business and industry; in short its whole economy.

This Part II of the total request represents the approximate margin by which pace could be kept with our sister institutions although even this will not allow us to shorten the gap between ourselves and the average.

In submitting this appropriation request in two parts—current services and expansion—as requested by the State, it should be made clear that, if the State University is to keep abreast of the times in the 1960s, the total request, Parts I and II, must be provided.

HERE IS A GRAPHIC PORTRAYAL OF THE MODEST INCREASE IN PART II - NEW SERVICES EXPENDITURES SUMMARIZED ON PAGE 11.





New Services, regarded by the University as necessary to fulfill the needs of the State, will require the following expenditures:

	<u>1963-64</u>	<u>1964-65</u>
300 Additional students 1st year	\$330,000*	\$330,000*
350       "       "       2nd "	- - -	385,000*
Operation & Maintenance of Plant	58,150	87,550
College of Technology (For additional staff, research and equipment to support both undergraduate and graduate offerings for on-campus students and courses to serve industry.)	100,000	100,000
Graduate Fellowships	7,500	7,500
Library (To strengthen resources as needed by expanding programs throughout the University)	25,000	35,000
Industrial Research (Modest efforts to serve Maine's industrial and business interests would be possible with this expenditure.)	75,000	95,000
University of Maine in Portland, including Business School	60,000	68,000
College of Arts & Science (Honors Program)	18,000	18,000
Minor Improvements & Alterations	25,000	25,000
Student Services (Health, Placement, Financial Aid, Counseling, etc.)	<u>20,000</u>	<u>20,000</u>
	\$718,650	\$1,171,050

From the above it should be pointed out that additional students will supply \$120,000 of the new money in 1963-64 and \$140,000 in 1964-65.

\*These expenses are figured at \$1,100 per student which will require \$700 in State Appropriations and \$400 in Student Tuition.

These New Services (Part II) will require expenditures and income as follows:

<u>1963-64</u>	<u>Expenses</u>	<u>Income</u>	
	\$718, 650	\$598, 650	State Appropriations
		<u>120, 000</u>	Student Tuition
		\$718, 650	Total

<u>1964-65</u>	<u>Expenses</u>	<u>Income</u>	
	\$1, 171, 050	\$1, 031, 050	State Appropriations
		<u>140, 000</u>	Student Tuition
		\$1, 171, 050	Total

Current and New Services Combined

Part I plus Part II

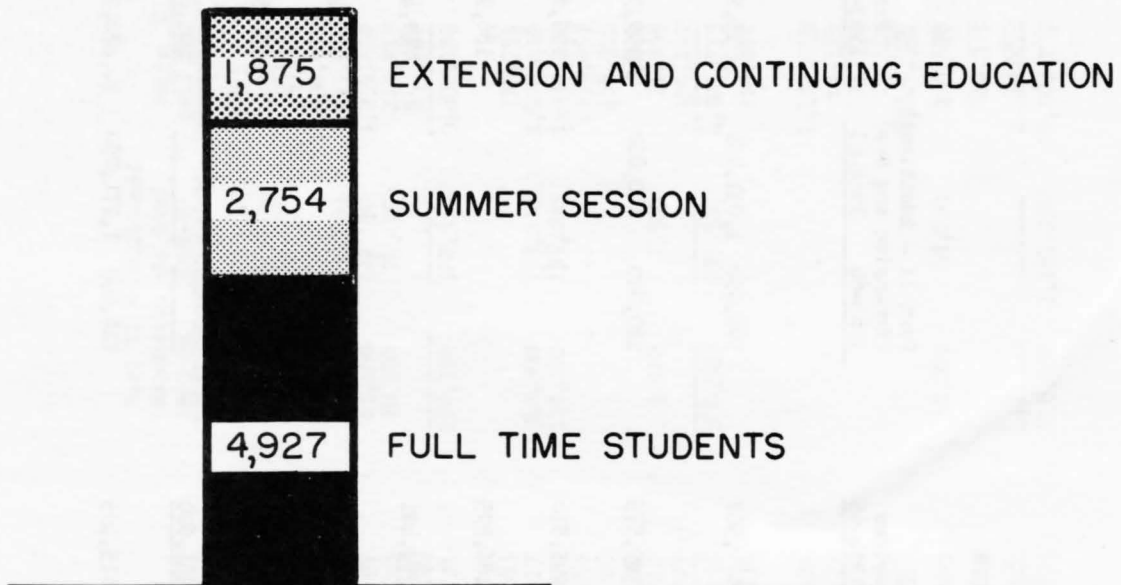
<u>1963-64</u>	<u>Expenses</u>	<u>Income</u>	
	\$10, 820, 739	\$5, 715, 513	State Appropriations
		2, 909, 575	Student Tuition
		995, 870	Federal
		<u>1, 199, 781</u>	All other
		\$10, 820, 739	Total

<u>1964-65</u>	<u>Expenses</u>	<u>Income</u>	
	\$11, 786, 243	\$6, 661, 017	State Appropriations
		2, 929, 575	Student Tuition
		995, 870	Federal
		<u>1, 199, 781</u>	All other
		\$11, 786, 243	Total

RECAPITULATION OF STATE APPROPRIATIONS FOR OPERATIONS

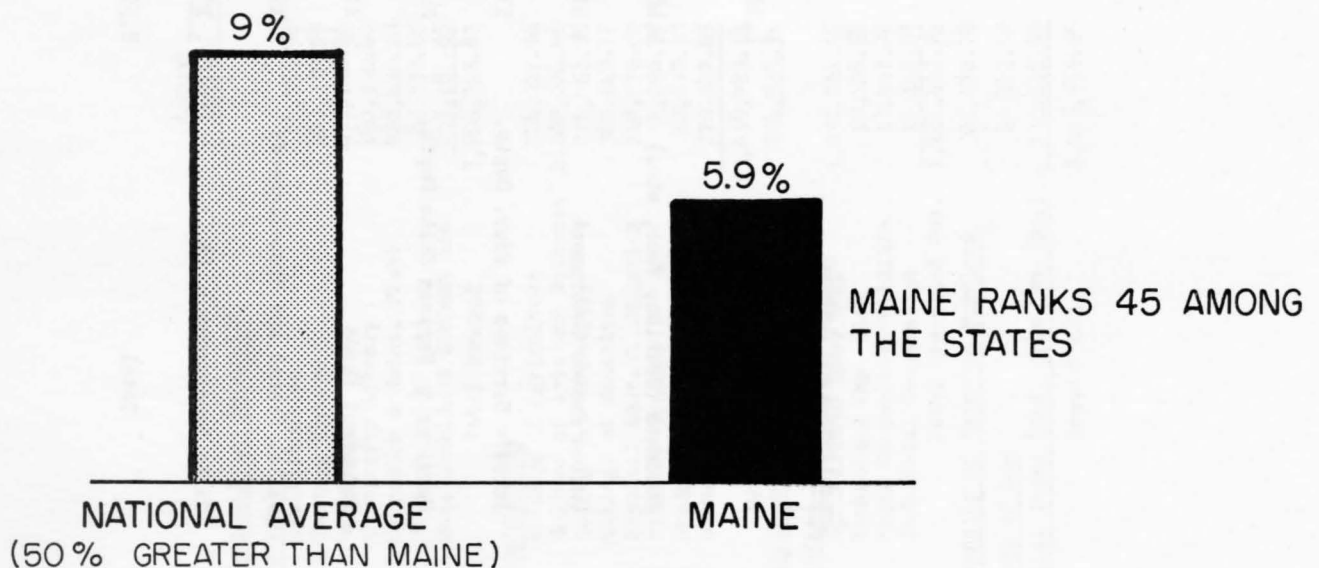
		<u>1963-64</u>	<u>1964-65</u>
Part I	<u>Current Services</u>	\$5, 116, 863	\$5, 629, 967
Part II	<u>New Services</u>	<u>598, 650</u>	<u>1, 031, 050</u>
Part I plus Part II	<u>Total Current &amp; New</u>	\$5, 715, 513	\$6, 661, 017
Total 1963-65 Biennium		\$12, 376, 530	
Total Last Biennium		<u>8, 738, 355</u>	
Difference		\$ 3, 638, 175	

# U. OF M. NOW SERVES NEARLY 10,000 STUDENTS



*Source: U. of M. Registrar's Office, 1962*

## TOTAL STATE EXPENDITURES DEVOTED TO INSTITUTIONS OF HIGHER EDUCATION



*Source: National Education Association, 1962*



UNIVERSITY OF MAINE  
1963-65 BUDGETED INCOME

	Actual 1961-62	Budget 1962-63	Part I Current Services		Part II - Additional (Expansion and New)		Total Parts I and II	
			1963-64	1964-65	1963-64	1964-65	1963-64	1964-65
<u>Educational and General</u>								
State Appropriation	4,211,287.00	4,527,068	5,116,863	5,629,967	598,650	1,031,050	5,715,513	6,661,017
Students (Tuition, Fees, etc.)	2,487,196.51	2,789,575	2,789,575	2,789,575	120,000	140,000	2,909,575	2,929,575
United States Government	1,015,586.77	995,870	995,870	995,870			995,870	995,870
Sales & Services of Educ. Depts.	172,483.19	186,995	186,995	186,995			186,995	186,995
Services to Various State Depts.	248,567.56	249,401	249,401	249,401			249,401	249,401
Endowment Funds	115,971.31	102,215	102,215	102,215			102,215	102,215
Gifts, Grants and Miscellaneous	194,918.38	559,570	559,570	559,570			559,570	559,570
Gifts Scholarships, Etc.	<u>104,221.03</u>	<u>101,600</u>	<u>101,600</u>	<u>101,600</u>	<u>      </u>	<u>      </u>	<u>101,600</u>	<u>101,600</u>
Total	8,550,231.75	9,512,294	10,102,089	10,615,193	718,650	1,171,050	10,820,739	11,786,243